



**REPUBLIC OF
TRINIDAD AND TOBAGO**

ESTIMATES

OF REVENUE FOR THE

FINANCIAL YEAR

2025

CONTENTS

ESTIMATES OF REVENUE FOR THE FINANCIAL YEAR, 2025

ABSTRACTS	PAGE
Financial Statement 2025 and Comparative Statements 2024 (Original and Revised Estimates) and 2023 Actual	iv
Abstract of the Estimated Revenue for the Financial Year ending 30th September, 2025	
Revised Estimates of Revenue for 2024 and Actual Revenue 2023	v
Revenue 2025 by classification	vi
Abstract of the Estimated Tax Revenue for the Financial Year ending 30th September, 2025	
Revised Estimates of Revenue for 2024 and Actual Revenue 2023	vii
Abstract of the Estimated Non-Tax Revenue for the Financial Year ending 30th September, 2025	
Revised Estimates of Revenue for 2024 and Actual Revenue 2023	viii
Abstract of the Estimated Capital Receipts for the Financial Year ending 30th September, 2025	
Revised Estimates of Revenue for 2024 and Actual Revenue 2023	ix
Abstract of the Estimated Financing for the Financial Year ending 30th September, 2025	
Revised Estimates of Revenue for 2024 and Actual Revenue 2023	x
 HEADS OF REVENUE	
01. Taxes on Income and Profits	1
02. Taxes on Property	2
03. Taxes on Goods and Services	4
04. Taxes on International Trade	12
05. Other Taxes	13
06. Property Income	14
07. Other Non-Tax Revenue	19
08. Repayment of Past Lending	36
09. Capital Revenue	38
10. Borrowing	41
11. Extraordinary Receipts	42
Abstract of the Estimated Revenue for Tobago for the Financial Year ending 30th September, 2025	
Revised Estimates of Revenue for 2024 and Actual Revenue 2023	44
 TOBAGO HEADS OF REVENUE (included in main Revenue Estimates)	
01. Taxes on Income and Profits	45
02. Taxes on Property	46
03. Taxes on Goods and Services	48
04. Taxes on International Trade	53
05. Other Taxes	54
06. Property Income	55
07. Other Non-Tax Revenue	57
 APPENDIX	
Appendix I—Receivers of Revenue and Codes	63

ESTIMATES OF REVENUE 2025
TRINIDAD AND TOBAGO FINANCIAL STATEMENT 2025 AND COMPARATIVE STATEMENTS 2024 (ORIGINAL AND REVISED ESTIMATES) AND 2023 ACTUAL

	CURRENT ACCOUNT				
	2023 Actual \$Mn	2024 Estimates \$Mn	2024 Revised \$Mn	2025 Estimates \$Mn	2025 Estimates \$Mn
REVENUE					
Tax Revenue	39,306.2	37,869.7	36,911.6	38,308.1	9,371.5
Income and Profits	28,156.0	25,477.4	22,869.6	25,459.9	6,613.8
Goods and Services	8,118.7	9,254.5	10,835.9	9,667.0	431.6
International Trade	2,740.5	2,726.1	2,721.7	2,721.1	2,326.1
Other	291.0	411.7	484.4	460.1	6,032.6
Non-Tax Revenue	12,628.5	12,303.9	8,976.3	10,299.8	74.7
Property Income	11,735.7	9,389.1	7,061.6	8,859.4	6,760.1
Other Non-Tax Revenue	884.1	905.8	906.7	931.6	28,194.9
Repayment of Past Lending	8.7	2,009.0	1,008.0	508.8	6,237.5
					0.0
					0.0
	55,292.9	55,618.3	55,506.6	56,671.3	8,063.4
	(3,358.2)	(5,444.7)	(9,618.7)		
	51,934.7	50,173.6	45,887.9	48,607.9	48,607.9
EXPENDITURE					
Personnel Expenditure	9,112.2	10,429.6	10,167.3	9,371.5	
Salaries	6,475.2	7,504.4	7,356.0	6,613.8	
Wages	417.2	455.9	424.3	431.6	
Other	2,219.8	2,469.3	2,387.0	2,326.1	
Goods and Services	5,943.2	6,387.9	5,718.2	6,032.6	
Minor Equipment	91.6	173.2	95.2	74.7	
Interest and Other Debt Charges	5,851.1	5,173.0	6,331.0	6,760.1	
Transfers and Subsidies	27,978.0	27,396.6	26,587.4	28,194.9	
Transfers to Statutory Bodies	6,316.8	6,058.0	6,607.5	6,237.5	
Acquisition of Physical Assets	0.0	0.0	0.0	0.0	
Sub-Total	55,292.9	55,618.3	55,506.6	56,671.3	
Current Surplus/(Deficit)	(3,358.2)	(5,444.7)	(9,618.7)		
	51,934.7	50,173.6	45,887.9	48,607.9	48,607.9
CAPITAL ACCOUNT					
Current Surplus/(Deficit)	(3,358.2)	(5,444.7)	(9,618.7)	(8,063.4)	
Capital Revenue	158.9	1,756.5	2,877.0	4,011.3	
Surplus/(Deficit)	(3,199.3)	(3,688.2)	(6,741.7)	(4,052.1)	
Financing	12,394.9	13,243.8	16,058.3	12,887.5	
Changes in Cash Balances	4,891.3	3,210.2	(353.9)	(1,976.2)	
	14,086.9	12,765.8	8,962.7	6,859.2	6,859.2

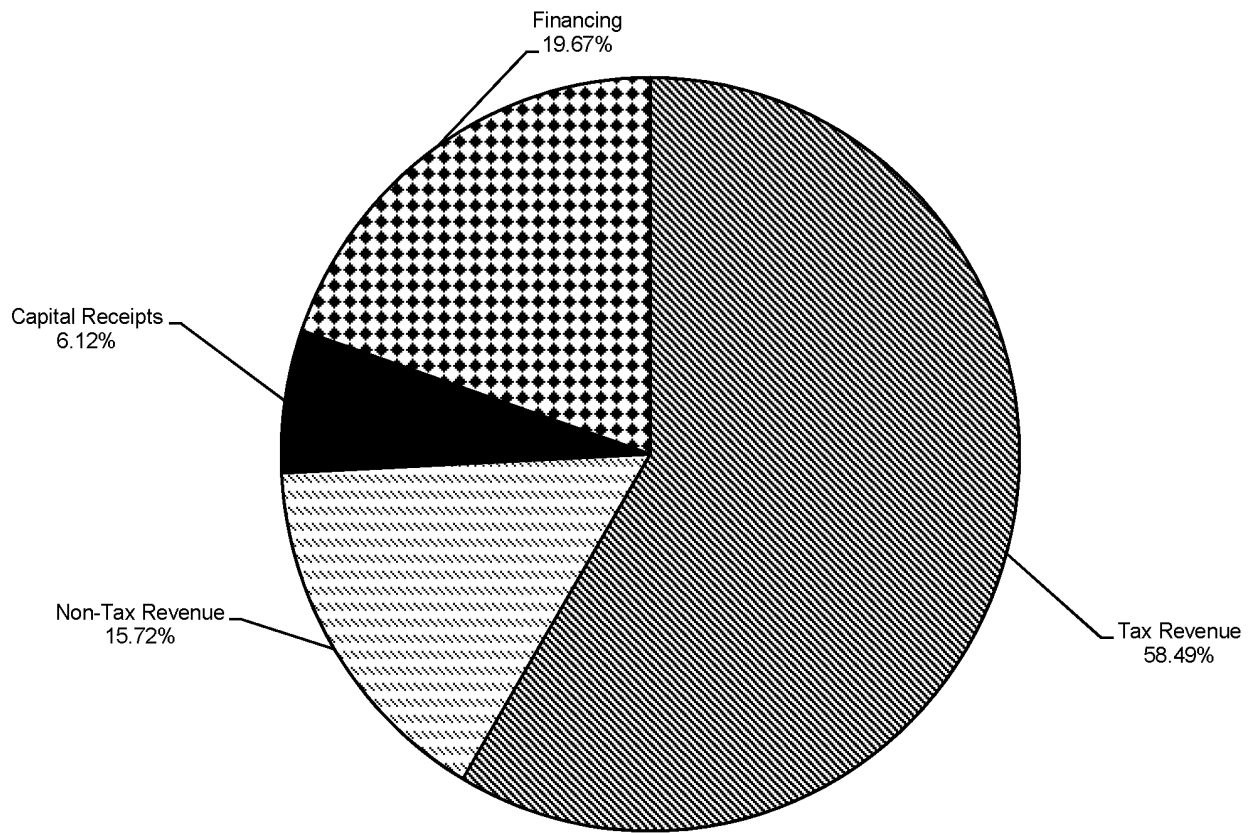
Revenue and expenditure exclude the Unemployment and Green Funds

ESTIMATES, TRINIDAD & TOBAGO, FOR 2025

Abstract of Estimated Revenue for the financial year ending 30th September 2025, Revised Estimates of Revenue, 2024 and Actual Revenue, 2023

Head	2023 Actual	2024 Estimates	2024 Revised Estimates	2025 Estimates
	\$	\$	\$	\$
TAX REVENUE				
01. TAXES ON INCOME AND PROFITS	28,156,072,214	25,477,383,899	22,869,625,980	25,459,922,600
02. TAXES ON PROPERTY	1,440,329	151,659,300	151,065,490	126,179,000
03. TAXES ON GOODS AND SERVICES	8,118,693,344	9,254,545,500	10,835,929,693	9,666,965,150
04. TAXES ON INTERNATIONAL TRADE	2,740,492,398	2,726,098,200	2,721,742,663	2,721,070,100
05. OTHER TAXES	289,567,918	260,000,000	333,231,400	334,000,000
TOTAL TAX REVENUE	39,306,266,203	37,869,686,899	36,911,595,226	38,308,136,850
NON-TAX REVENUE				
06. PROPERTY INCOME	11,735,684,307	9,389,069,286	7,061,611,539	8,859,347,343
07. OTHER NON-TAX REVENUE	884,094,067	905,792,670	906,732,493	931,644,134
08. REPAYMENT OF PAST LENDING	8,701,178	2,009,030,000	1,007,997,743	508,810,000
TOTAL NON-TAX REVENUE	12,628,479,552	12,303,891,956	8,976,341,775	10,299,801,477
SUB-TOTAL	51,934,745,755	50,173,578,855	45,887,937,001	48,607,938,327
CAPITAL RECEIPTS				
09. CAPITAL REVENUE	158,862,306	1,756,506,000	2,876,960,867	4,011,256,000
TOTAL CAPITAL RECEIPTS	158,862,306	1,756,506,000	2,876,960,867	4,011,256,000
SUB-TOTAL	52,093,608,061	51,930,084,855	48,764,897,868	52,619,194,327
FINANCING				
10. BORROWING	12,394,895,721	13,243,767,925	16,058,326,667	12,887,465,154
11. EXTRAORDINARY RECEIPTS	-	-	2,495,628,130	-
TOTAL FINANCING	12,394,895,721	13,243,767,925	18,553,954,797	12,887,465,154
GRAND TOTAL	64,488,503,782	65,173,852,780	67,318,852,665	65,506,659,481

REVENUE 2025 BY CLASSIFICATION

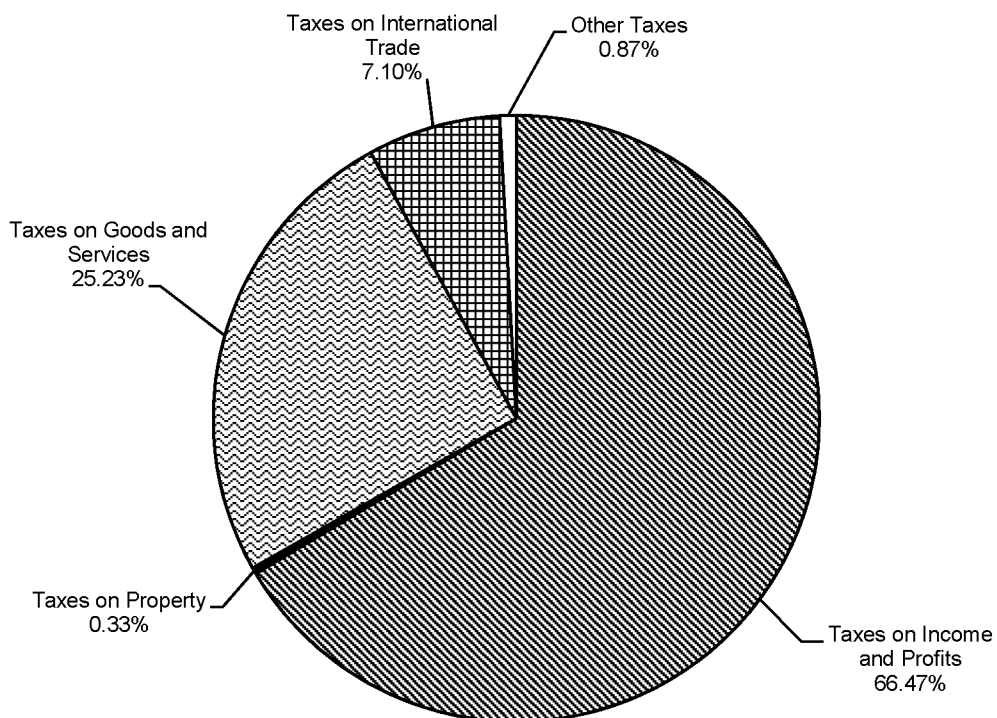


ESTIMATES, TRINIDAD & TOBAGO, FOR 2025

Abstract of Estimated TAX REVENUE for the financial year ending 30th September 2025, Revised Estimates of Revenue, 2024 and Actual Revenue, 2023

Head	2023 Actual	2024 Estimates	2024 Revised Estimates	2025 Estimates
	\$	\$	\$	\$
TAX REVENUE				
01. TAXES ON INCOME AND PROFITS	28,156,072,214	25,477,383,899	22,869,625,980	25,459,922,600
02. TAXES ON PROPERTY	1,440,329	151,659,300	151,065,490	126,179,000
03. TAXES ON GOODS AND SERVICES	8,118,693,344	9,254,545,500	10,835,929,693	9,666,965,150
04. TAXES ON INTERNATIONAL TRADE	2,740,492,398	2,726,098,200	2,721,742,663	2,721,070,100
05. OTHER TAXES	289,567,918	260,000,000	333,231,400	334,000,000
TOTAL TAX REVENUE	39,306,266,203	37,869,686,899	36,911,595,226	38,308,136,850

TAX REVENUE 2025

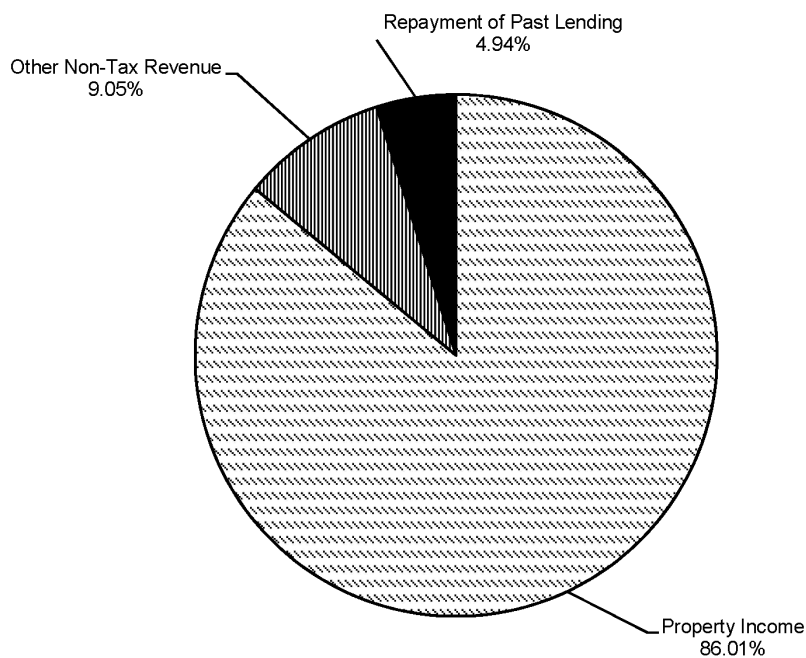


ESTIMATES, TRINIDAD & TOBAGO, FOR 2025

Abstract of Estimated NON-TAX REVENUE for the financial year ending 30th September 2025, Revised Estimates of Revenue, 2024 and Actual Revenue, 2023

Head	2023 Actual	2024 Estimates	2024 Revised Estimates	2025 Estimates
	\$	\$	\$	\$
NON-TAX REVENUE				
06. PROPERTY INCOME	11,735,684,307	9,389,069,286	7,061,611,539	8,859,347,343
07. OTHER NON-TAX REVENUE	884,094,067	905,792,670	906,732,493	931,644,134
08. REPAYMENT OF PAST LENDING	8,701,178	2,009,030,000	1,007,997,743	508,810,000
TOTAL NON-TAX REVENUE	12,628,479,552	12,303,891,956	8,976,341,775	10,299,801,477
SUB-TOTAL	51,934,745,755	50,173,578,855	45,887,937,001	48,607,938,327

NON-TAX REVENUE 2024



ESTIMATES, TRINIDAD & TOBAGO, FOR 2025

Abstract of Estimated CAPITAL RECEIPTS for the financial year ending 30th September 2025, Revised Estimates of Revenue, 2024 and Actual Revenue, 2023

Head	2023 Actual	2024 Estimates	2024 Revised Estimates	2025 Estimates
	\$	\$	\$	\$
CAPITAL RECEIPTS				
09. CAPITAL REVENUE	158,862,306	1,756,506,000	2,876,960,867	4,011,256,000
TOTAL CAPITAL RECEIPTS	158,862,306	1,756,506,000	2,876,960,867	4,011,256,000
SUB-TOTAL	52,093,608,061	51,930,084,855	48,764,897,868	52,619,194,327

ESTIMATES, TRINIDAD & TOBAGO, FOR 2025

Abstract of Estimated FINANCING for the financial year ending 30th September 2025, Revised Estimates of Revenue, 2024 and Actual Revenue, 2023

Head	2023 Actual	2024 Estimates	2024 Revised Estimates	2025 Estimates
	\$	\$	\$	\$
FINANCING				
10. BORROWING	12,394,895,721	13,243,767,925	16,058,326,667	12,887,465,154
11. EXTRAORDINARY RECEIPTS	-	-	2,495,628,130	-
TOTAL FINANCING	12,394,895,721	13,243,767,925	18,553,954,797	12,887,465,154
GRAND TOTAL	64,488,503,782	65,173,852,780	67,318,852,665	65,506,659,481

Trinidad and Tobago

Head 01 - TAXES ON INCOME AND PROFITS

Sub-Head / Receiver / Item / Sub-Item		2023 Actual	2024 Estimates	2024 Revised Estimates	2025 Estimates
		\$	\$	\$	\$
FN2	CHAIRMAN BOARD OF INLAND REVENUE MINISTRY OF FINANCE				
01	Oil Companies (Ch. 75:04)	10,170,558,466	8,484,183,899	6,459,025,980	7,839,422,600
02	Other Companies (Ch. 75:02)	9,587,458,164	8,600,000,000	7,945,000,000	9,100,000,000
03	Individuals (Ch. 75:01)	5,780,054,392	6,200,000,000	6,300,000,000	6,250,000,000
04	Withholding Tax (Ch. 75:01)	1,619,105,561	1,200,000,000	1,200,000,000	1,300,000,000
05	Insurance Surrender Tax (Ch. 75:01)	65,613,122	65,700,000	64,000,000	62,500,000
07	Business Levy (Ch. 75:02)	763,193,306	757,900,000	732,000,000	735,000,000
09	Health Surcharge (Ch. 75:05)	170,089,203	169,600,000	169,600,000	173,000,000
Total		28,156,072,214	25,477,383,899	22,869,625,980	25,459,922,600

Estimates 2025	25,459,922,600
Revised Estimates 2024	22,869,625,980
Increase	<u>2,590,296,620</u>

ESTIMATES OF REVENUE: 2025

Head : 02

Trinidad and Tobago
Head 02 - TAXES ON PROPERTY

Sub-Head / Receiver / Item / Sub-Item		2023 Actual	2024 Estimates	2024 Revised Estimates	2025 Estimates
01	Lands and Buildings Taxes	\$ 1,440,329	\$ 1,659,300	\$ 1,065,490	\$ 1,179,000
03	Property Tax	-	150,000,000	150,000,000	125,000,000
04	Industrial Land Tax	-	-	-	-
Total		1,440,329	151,659,300	151,065,490	126,179,000

Estimates 2025	126,179,000
Revised Estimates 2024	151,065,490
Decrease	<u>24,886,490</u>

Sub-Head / Receiver / Item / Sub-Item		2023 Actual	2024 Estimates	2024 Revised Estimates	2025 Estimates
01	<u>Lands and Buildings Taxes</u>	\$	\$	\$	\$
R01	REVENUE OFFICER V ST GEORGE WEST, MINISTRY OF FINANCE				
001	Lands and Buildings Taxes (Ch. 76:04)	351,602	450,000	248,590	250,000
R02	REVENUE OFFICER IV ST GEORGE EAST, MINISTRY OF FINANCE				
001	Lands and Buildings Taxes (Ch. 76:04)	227,729	350,000	174,000	150,000
R03	REVENUE OFFICER IV CARONI / CHAGUANAS, MINISTRY OF FINANCE				
001	Lands and Buildings Taxes (Ch. 76:04)	183,800	300,000	201,100	300,000
R04	REVENUE OFFICER IV ST ANDREW/ ST DAVID, MINISTRY OF FINANCE				
001	Lands and Buildings Taxes (Ch. 76:04)	53,295	90,000	88,800	90,000
R05	REVENUE OFFICER IV ST PATRICK, MINISTRY OF FINANCE				
001	Lands and Buildings Taxes (Ch. 76:04)	132,457	114,300	88,000	89,000
	Lands and Buildings Taxes Carried Forward	948,883	1,304,300	800,490	879,000

Trinidad and Tobago
Head 02 - TAXES ON PROPERTY

Sub-Head / Receiver / Item / Sub-Item		2023 Actual	2024 Estimates	2024 Revised Estimates	2025 Estimates
01	Lands and Buildings Taxes - Brought Forward	\$ 948,883	\$ 1,304,300	\$ 800,490	\$ 879,000
R06	REVENUE OFFICER IV NARIVA / MAYARO, MINISTRY OF FINANCE				
001	Lands and Buildings Taxes (Ch. 76:04)	128,333	70,000	70,000	70,000
R07	REVENUE OFFICER IV VICTORIA, MINISTRY OF FINANCE				
001	Lands and Buildings Taxes (Ch. 76:04)	288,300	125,000	104,000	110,000
R08	REVENUE OFFICER IV TOBAGO				
001	Lands and Buildings Taxes (Ch. 76:04)	74,813	160,000	91,000	120,000
	Sub-Head Total	1,440,329	1,659,300	1,065,490	1,179,000
03	<u>Property Tax</u>				
FN2	CHAIRMAN BOARD OF INLAND REVENUE MINISTRY OF FINANCE				
001	Property Tax (Act No. 18 of 2009)	-	150,000,000	150,000,000	125,000,000
	Sub-Head Total	-	150,000,000	150,000,000	125,000,000
04	<u>Industrial Land Tax</u>				
FN2	CHAIRMAN BOARD OF INLAND REVENUE MINISTRY OF FINANCE				
001	Industrial Land Tax	-	-	-	-
	Sub-Head Total	-	-	-	-

Trinidad and Tobago

Head 03 - TAXES ON GOODS AND SERVICES

Sub-Head / Receiver / Item / Sub-Item		2023 Actual	2024 Estimates	2024 Revised Estimates	2025 Estimates
		\$	\$	\$	\$
02	Excise Duties	613,472,452	645,350,000	619,176,095	642,240,000
03	Betting and Entertainment Taxes	-	-	-	-
04	Liquor & Miscellaneous Business Licences & Fees	10,880,569	10,933,750	10,765,251	10,959,050
05	Motor Vehicles Taxes and Duties (Ch. 48:50)	289,890,733	295,454,700	222,173,474	246,567,800
06	Other	437,193,323	532,802,050	481,619,829	797,827,300
07	Value Added Tax	6,613,236,713	7,600,000,000	9,338,223,918	7,806,321,000
08	Alcohol and Tobacco Taxes	96,239,336	110,005,000	101,795,396	100,050,000
09	Tax on Online Purchases	57,780,218	60,000,000	62,175,730	63,000,000
Total		8,118,693,344	9,254,545,500	10,835,929,693	9,666,965,150

Estimates 2025	9,666,965,150
Revised Estimates 2024	10,835,929,693
Decrease	<u>1,168,964,543</u>

Sub-Head / Receiver / Item / Sub-Item		2023 Actual	2024 Estimates	2024 Revised Estimates	2025 Estimates
		\$	\$	\$	\$
02	Excise Duties				
FN3	COMPTROLLER OF CUSTOMS AND EXCISE MINISTRY OF FINANCE				
001	Rum and Spirits (Ch. 78:50)	195,659,188	208,000,000	196,000,000	210,000,000
002	Beer Duty (Ch. 78:50)	229,252,143	225,000,000	225,925,000	230,000,000
003	Oil (Petrol)(Ch. 78:50)	333,302	350,000	240,055	240,000
006	Cigarettes (Ch. 78:50)	186,617,410	210,000,000	195,185,040	200,000,000
007	Malta Beverage (Ch. 78:50)	1,610,409	2,000,000	1,826,000	2,000,000
Sub-Head Total		613,472,452	645,350,000	619,176,095	642,240,000

Trinidad and Tobago

Head 03 - TAXES ON GOODS AND SERVICES

Sub-Head / Receiver / Item / Sub-Item		2023 Actual	2024 Estimates	2024 Revised Estimates	2025 Estimates
03	<u>Betting and Entertainment Taxes</u>	\$	\$	\$	\$
TR1	PERMANENT SECRETARY MINISTRY OF TRADE AND INDUSTRY				
001	Tote and Forecast (Ch. 11:19)	-	-	-	-
003	Betting Office Levy (Ch. 21:53)	-	-	-	-
	Sub-Head Total	-	-	-	-
04	<u>Liquor & Miscellaneous Business Licences & Fees</u>				
FN3	COMPTROLLER OF CUSTOMS AND EXCISE MINISTRY OF FINANCE				
001	Spirit Retailers, Port-of-Spain (Ch. 84:10)	409,500	445,000	400,000	410,000
002	Spirit Retailers, San Fernando (Ch. 84:10)	243,700	230,000	243,000	243,000
003	Spirit Retailers, Towns (Ch. 84:10)	217,406	250,000	218,000	220,000
004	Spirit Retailers, Elsewhere (Ch. 84:10)	2,574,062	2,500,000	2,600,000	2,600,000
005	Spirit Grocers, Port-of-Spain (Ch. 84:10)	249,075	250,000	260,000	260,000
006	Spirit Grocers, San Fernando (Ch. 84:10)	214,275	215,000	217,563	215,000
007	Spirit Grocers, Elsewhere (Ch. 84:10)	2,014,800	2,000,000	2,011,800	2,000,000
008	Spirit Dealers (Ch. 84:10)	32,400	55,000	42,300	55,000
009	Special Hotel up to 15 bedrooms (Ch. 84:10)	150,862	160,000	139,125	160,000
010	Special Hotel, 16-49 bedrooms (Ch. 84:10)	101,813	120,000	76,250	100,000
011	Special Hotel, 50-150 bedrooms (Ch. 84:10)	108,125	110,000	76,125	76,000
012	Special Hotel, more than 150 bedrooms (Ch. 84:10)	45,000	45,000	45,000	45,000
013	Hotel Spirit, up to 15 bedrooms (Ch. 84:10)	2,250	2,250	2,250	2,250
014	Hotel Spirit, 16-49 bedrooms (Ch. 84:10)	2,250	1,000	4,500	4,500
015	Hotel Spirit, 50-150 bedrooms (Ch. 84:10)	9,000	2,250	2,250	2,250
016	Hotel Spirit, more than 150 bedrooms (Ch. 84:10)	50	6,750	-	1,000
017	Restaurant, Port-of-Spain (Ch. 84:10)	3,375	8,000	39,375	4,000
018	Restaurant, San Fernando (Ch. 84:10)	18,000	20,000	27,000	27,000
019	Restaurant, Elsewhere (Ch. 84:10)	211,525	250,000	223,375	250,000
020	Special Restaurant, Port-of-Spain (Ch. 84:10)	474,750	500,000	376,375	500,000
021	Special Restaurant, San Fernando (Ch. 84:10)	413,625	400,000	375,625	400,000
022	Special Restaurant, Elsewhere (Ch. 84:10)	2,555,494	2,600,000	2,391,450	2,600,000
023	Night Bar, Port-of-Spain (Ch. 84:10)	-	-	3,575	3,000
024	Night Bar, San Fernando (Ch. 84:10)	-	-	-	-
025	Night Bar, Elsewhere (Ch. 84:10)	-	1,000	7,763	7,000
026	Wine Retailers, Port-of-Spain (Ch. 84:10)	19,712	21,000	11,250	15,000
027	Wine Retailers, San Fernando (Ch. 84:10)	1,125	2,500	1,270	2,500
028	Wine Retailers, Elsewhere (Ch. 84:10)	14,766	17,500	13,984	14,000
029	Wine Merchants (Ch. 84:10)	5,400	6,500	6,637	6,600
030	Distillers (Ch. 87:54)	14,000	14,000	4,550	7,000
031	Still Dealers (Ch. 87:54)	200	30	150,860	200
	Liquor & Miscellaneous Business Licences & Fees Carried Forward	10,106,540	10,232,780	9,971,252	10,230,300

Trinidad and Tobago

Head 03 - TAXES ON GOODS AND SERVICES

Sub-Head / Receiver / Item / Sub-Item		2023 Actual	2024 Estimates	2024 Revised Estimates	2025 Estimates
04	Liquor & Miscellaneous Business Licences & Fees - Brought Forward	\$ 10,106,540	\$ 10,232,780	\$ 9,971,252	\$ 10,230,300
032	Compounders (Ch. 87:54)	3,775	3,770	3,775	4,000
033	Methylated Spirits (Ch. 87:54)	1,200	1,200	1,600	1,200
034	Medicinal Spirits (Ch. 87:54)	25	50	25	50
035	Vinegar Manufacturers (Ch. 87:54)	525	1,000	275	500
036	Bay Rum and Perfumed Spirits (Ch. 87:54)	1,000	18,750	500	1,000
037	Brewers (Ch. 87:52)	8,000	8,000	10,000	8,000
038	Clubs (Ch. 21:01)	405,600	400,000	491,050	400,000
039	Special Licences	55,971	13,500	70,085	60,000
		10,582,636	10,679,050	10,548,562	10,705,050
M31	CHIEF MAGISTRATE MAGISTRACY - JUDICIARY				
001	Occasional (Ch. 84:10)	296,394	250,000	205,231	250,000
002	Transfer Fees (Ch. 84:10)	1,539	4,700	11,458	4,000
		297,933	254,700	216,689	254,000
	Sub-Head Total	10,880,569	10,933,750	10,765,251	10,959,050
05	<u>Motor Vehicles Taxes and Duties (Ch. 48:50)</u>				
FN2	CHAIRMAN BOARD OF INLAND REVENUE MINISTRY OF FINANCE				
001	Motor Vehicles Taxes (Ch. 48:50)	203,835	230,000	141,720	200,000
003	Tax on Transfer of Used Motor Vehicles (Ch. 48:50)	32,762,100	32,000,000	34,452,000	32,000,000
		32,965,935	32,230,000	34,593,720	32,200,000
FN3	COMPTROLLER OF CUSTOMS AND EXCISE MINISTRY OF FINANCE				
001	Motor Vehicles Taxes (Ch. 48:50)	149,791,076	140,000,000	127,226,921	130,000,000
WT2	TRANSPORT COMMISSIONER MINISTRY OF WORKS AND TRANSPORT				
001	Motor Vehicles Licences (Ch. 48:50)	-	-	-	-
002	3-Year Driving Permits (Ch. 48:50)	9,300	12,000	2,140	5,000
003	1-Year Driving Permits (Ch. 48:50)	20,760	21,000	17,840	15,000
004	Provisional Driving Permits (Ch. 48:50)	1,152,725	1,100,000	1,064,020	1,070,000
005	Conductors' Permits (Ch. 48:50)	-	-	-	-
006	Duplicate Permits (Ch. 48:50)	544,880	535,000	567,940	540,000
	Motor Vehicles Taxes and Duties (Ch. 48:50) Carried Forward	184,484,676	173,898,000	163,472,581	163,830,000

Trinidad and Tobago

Head 03 - TAXES ON GOODS AND SERVICES

Sub-Head / Receiver / Item / Sub-Item	2023 Actual	2024 Estimates	2024 Revised Estimates	2025 Estimates
	\$	\$	\$	\$
05 Motor Vehicles Taxes and Duties (Ch. 48:50) - Brought Forward	184,484,676	173,898,000	163,472,581	163,830,000
007 Taxi Drivers' Licences (Ch. 48:50)	33,320	40,000	35,360	35,000
008 Examination of Drivers (Ch. 48:50)	6,634,425	7,500,000	6,140,650	6,000,000
009 Road Permits (Ch. 48:50)	484,910	400,000	462,090	450,000
010 Inspection Fees (Ch. 48:50)	5,510,057	6,000,000	5,972,313	5,350,000
011 Driving Certificates (Ch. 48:50)	637,595	800,000	566,015	590,000
012 Dealers' Licences (Ch. 48:50)	1,700,000	2,000,000	2,130,000	2,130,000
013 Registration of Motor Vehicles (Ch. 48:50)	1,958,900	2,200,000	2,300,900	2,200,000
014 Certified Extracts of Register (Ch. 48:50)	8,613,000	9,000,000	9,228,400	9,000,000
015 Changes of Ownership (Ch. 48:50)	401,360	420,000	448,050	425,000
016 Amendments to Register (Ch. 48:50)	3,083,500	3,000,000	2,263,575	2,260,000
017 Other Vehicles (Ch. 48:50)	-	-	-	-
018 Examination Study Guides (Ch. 48:50)	35,190	50,000	150,745	175,000
019 Refund of Travelling Expenses	90,100	100,000	99,300	100,000
020 Miscellaneous	-	-	-	-
021 Priority Bus Route - Toll Charge (Ch. 48:50)	2,198,400	1,500,000	1,416,400	1,400,000
022 Licence Endorsements (Ch. 48:50)	124,460	130,000	110,265	135,000
023 Processing of H-Vehicles Applications (Ch. 48:50)	46,620	50,000	55,810	55,000
024 Certified Extract of Inspector's Report (Ch. 48:50)	-	-	-	-
025 Renewal of Taxi Driver Licence / Badge (Ch. 48:50)	189,840	193,000	168,160	175,000
026 Application for Maxi-Taxi Licence (Ch. 48:53)	54,900	51,000	74,600	75,000
031 5 Year Driving Permits (Ch. 48:50)	53,825,500	63,000,000	21,047,500	42,000,000
032 4 Year Driving Permits (Ch. 48:50)	10,800	12,000	3,520	5,500
033 2 Year Driving Permits (Ch. 48:50)	6,880	7,000	3,620	3,600
034 Subsequent Duplicate of a Licence or Permit (Ch. 48:50)	98,100	100,000	116,100	110,000
035 Duplicate Licence/Badge for Taxi Drivers (Ch. 48:50)	3,200	3,200	3,320	3,200
036 Subsequent Duplicate Licence/Badge for Taxi Drivers (Ch. 48:50)	-	500	1,200	500
037 10 Year Driving Permits (Ch. 48:50)	19,665,000	25,000,000	5,903,000	10,060,000
	107,133,722	123,224,700	60,352,833	84,367,800
Sub-Head Total	289,890,733	295,454,700	222,173,474	246,567,800

Trinidad and Tobago

Head 03 - TAXES ON GOODS AND SERVICES

Sub-Head / Receiver / Item / Sub-Item		2023 Actual	2024 Estimates	2024 Revised Estimates	2025 Estimates
		\$	\$	\$	\$
06	Other				
AL1	PERMANENT SECRETARY MINISTRY OF AGRICULTURE, LAND AND FISHERIES				
001	Sawmills (Ch. 66:02)	256,000	250,000	242,000	250,000
002	Wild Animals and Birds (Ch. 67:01)	1,108,013	1,500,000	1,124,464	1,200,000
003	Removal Permits (Forestry) (Ch. 66:01)	147,710	140,000	139,920	140,000
004	Bulk Timber Removal Permits (Ch. 66:01)	4,950	10,000	46,549	10,000
005	Log Haulage Permits (Ch. 66:02)	50,800	50,000	37,000	50,000
006	Owner/Operator Furniture Shop Permits (Ch. 66:02)	42,000	35,000	37,200	40,000
007	Veterinary Surgeons' Registration Fees (Ch. 67:04)	1,750	2,000	1,350	2,000
		1,611,223	1,987,000	1,628,483	1,692,000
AT4	CHIEF STATE SOLICITOR OFFICE OF THE AG AND MINISTRY OF LEGAL AFFAIRS				
001	Commissioner of Affidavits (Ch. 6:52)	29,300	22,000	49,300	35,000
EN1	PERMANENT SECRETARY MINISTRY OF ENERGY AND ENERGY INDUSTRIES				
001	Marketing Licences (Retail at Petrol Stations, etc) (Ch. 62:01)	402,500	443,000	238,500	350,000
002	Exploration and Production Licences (Ch. 62:01)	-	-	-	-
003	Pipe Lines Licences (Ch. 62:01)	500	1,000	120,000	5,000
006	Marketing Licences for Petroleum By-products (Ch. 62:01)	3,000	-	8,000	5,000
010	Application Fees - Compressed Natural Gas Licences (Ch. 62:01)	8,000	10,000	10,500	10,000
011	Compressed Natural Gas Service Licence (Ch. 62:01)	6,000	6,000	8,000	6,000
012	Compressed Natural Gas Marketing Licence (Ch. 62:01)	28,500	34,000	31,000	20,000
015	Liquefaction of Natural Gas Licences (Ch. 62:01)	-	-	-	202,500,000
017	Marketing Licences Fees for Bunkering (Ch. 62:01)	500	-	-	-
		449,000	494,000	416,000	202,896,000
FN2	CHAIRMAN BOARD OF INLAND REVENUE MINISTRY OF FINANCE				
001	Auctioneers (Ch. 84:03)	3,000	3,000	3,000	3,000
004	Tax Clearance Certificates (Ch. 75:01 and Ch. 75:06)	1,020,700	917,500	974,100	1,000,000
005	Moneylenders (Ch. 84:04)	79,500	70,000	62,500	70,000
006	Pawnbrokers (Ch. 84:05)	60,000	50,000	47,500	50,000
015	Hotel Room Tax (Ch. 77:01)	54,062,189	55,000,000	55,176,690	55,000,000
019	Transaction Tax on Financial Services (Ch. 77:01)	114,871,832	110,000,000	115,739,092	120,000,000
020	Insurance Premium Tax (Ch. 77:01)	179,975,173	182,000,000	206,285,070	210,000,000
	Other				
	Carried Forward	352,161,917	350,543,500	380,381,735	590,746,000

Trinidad and Tobago

Head 03 - TAXES ON GOODS AND SERVICES

Sub-Head / Receiver / Item / Sub-Item		2023 Actual	2024 Estimates	2024 Revised Estimates	2025 Estimates
06	Other - Brought Forward	\$ 352,161,917	\$ 350,543,500	\$ 380,381,735	\$ 590,746,000
021	Club Gaming Tax (Ch. 21:01)	31,211,463	130,000,000	46,318,342	150,000,000
022	Winnings Tax	38,014,385	36,000,000	33,272,256	36,000,000
		419,298,242	514,040,500	457,878,550	572,123,000
FN3	COMPTROLLER OF CUSTOMS AND EXCISE MINISTRY OF FINANCE				
004	Copra Manufacturers (Ch. 64:30)	152	150	150	150
005	Environmental Tyre Tax	5,050,713	5,500,000	4,934,500	4,500,000
		5,050,865	5,500,150	4,934,650	4,500,150
HE1	PERMANENT SECRETARY MINISTRY OF HEALTH				
002	Private Hospitals (Ch. 29:03)	384,250	435,000	667,675	550,000
003	Application for Registration of a Pesticide (Ch. 30:03)	27,450	40,000	32,736	40,000
004	Application for a Licence to Import a Pesticide (Ch. 30:03)	242,000	250,000	226,400	250,000
005	Application for Licensing of Premises for Pesticides (Ch. 30:03)	417,000	500,000	562,890	500,000
006	Application for Shopkeeper Licence to Sell Drugs (Ch. 29:52)	59,225	60,000	77,550	65,000
007	Ambulance Services Licence Fees	2,000	9,000	3,000	3,000
		1,131,925	1,294,000	1,570,251	1,408,000
MJ1	CHIEF MAGISTRATE MAGISTRACY - JUDICIARY				
001	Bailiffs (Ch. 63:50)	-	-	-	-
002	Cinema (Ch. 20:10)	10,500	9,250	1,500	5,000
003	Explosives (Ch. 16:02)	49,250	37,000	32,000	37,000
004	Sale of Old Metal and Marine Stores (Ch. 84:07)	2,400	-	200	500
005	Hucksters and Pedlars (Ch. 84:09)	12,460	12,000	2,000	12,000
006	Precious Metals and Stones (Ch. 84:06)	47,000	50,000	39,600	40,000
007	Produce - Sale of (Ch. 63:52)	150	150	-	150
008	Theatres and Dance Halls (Ch. 21:03)	59,925	50,000	52,775	50,000
009	Tourist Guides (Ch. 11:02)	280	1,500	490	1,000
		181,965	159,900	128,565	145,650
NS2	CHIEF IMMIGRATION OFFICER MINISTRY OF NATIONAL SECURITY				
001	Departure Tax - Ports other than Airports (Ch. 77:01)	340,650	300,000	262,050	300,000
	Other				
	Carried Forward	428,093,170	523,797,550	466,867,849	783,099,800

Trinidad and Tobago
Head 03 - TAXES ON GOODS AND SERVICES

Sub-Head / Receiver / Item / Sub-Item		2023 Actual	2024 Estimates	2024 Revised Estimates	2025 Estimates
		\$	\$	\$	\$
06	Other - Brought Forward	428,093,170	523,797,550	466,867,849	783,099,800
NS3	COMMISSIONER OF POLICE TRINIDAD AND TOBAGO POLICE SERVICE				
001	Firearms and Ammunition (Ch.16:01)	8,237,430	8,100,000	13,913,812	13,900,000
002	Fees for Pepper Spray Permits (Ch. 16:01 - Act No. 7 of 2021)	12,300	2,500	18,710	16,500
		8,249,730	8,102,500	13,932,522	13,916,500
PUI	PERMANENT SECRETARY MINISTRY OF PUBLIC UTILITIES				
007	Housing Electricians (Ch. 54:71)	183,400	155,000	173,800	160,000
SJ1	REGISTRAR SUPREME COURT - JUDICIARY				
001	Bailiffs - (Ch. 4:61 - Act No. 58 of 2000)	11,000	20,000	18,500	20,000
TR1	PERMANENT SECRETARY MINISTRY OF TRADE AND INDUSTRY				
001	Betting Office Licences (Ch.11:19)	-	-	-	-
002	Betting Office Permit (Ch.11:19)	-	-	-	-
003	Application for Scrap Metal Collector's Licence	-	-	-	-
004	Application for Scrap Metal Dealer's Licence	-	-	8,000	8,000
005	Application for Renewal of Scrap Metal Collector's Licence	-	-	-	-
006	Application for Renewal of Scrap Metal Dealer's Licence	-	-	-	-
007	Application to Vary a Licence	-	-	-	-
		-	-	8,000	8,000
WT3	DIRECTOR MARITIME SERVICES MINISTRY OF WORKS AND TRANSPORT				
001	Certificates of Competence (Ch. 50:08 and Ch. 50:10)	81,460	70,000	70,900	70,000
002	Droghers (Ch. 50:07)	186,187	300,000	180,773	180,000
003	Motor Launches (Ch. 50:08)	49,750	55,000	71,075	71,000
005	Registration of Ships (Ch. 50:10)	66,526	70,000	75,010	70,000
006	Safety Certificates (Ch. 50:10)	151,000	140,000	132,500	140,000
007	Security Certificates (Ch. 50:10)	30,500	27,000	22,500	27,000
008	Boatmasters and Boat Engineers Licences (Ch. 50:10)	90,600	65,000	66,400	65,000
		656,023	727,000	619,158	623,000
	Sub-Head Total	437,193,323	532,802,050	481,619,829	797,827,300

Trinidad and Tobago

Head 03 - TAXES ON GOODS AND SERVICES

Sub-Head / Receiver / Item / Sub-Item		2023 Actual	2024 Estimates	2024 Revised Estimates	2025 Estimates
07	<u>Value Added Tax</u>	\$	\$	\$	\$
FN2	CHAIRMAN BOARD OF INLAND REVENUE MINISTRY OF FINANCE				
001	Value Added Tax (Ch. 75:06). Act No. 37 of 1989	6,613,236,713	7,600,000,000	9,338,223,918	7,806,321,000
	Sub-Head Total	6,613,236,713	7,600,000,000	9,338,223,918	7,806,321,000
08	<u>Alcohol and Tobacco Taxes</u>				
FN3	COMPTROLLER OF CUSTOMS AND EXCISE MINISTRY OF FINANCE				
001	Alcoholic and Other Beverages Tax (Ch. 77:01)	4,622	5,000	77,411	50,000
002	Tobacco Tax (Ch. 77:01)	96,234,714	110,000,000	101,717,985	100,000,000
	Sub-Head Total	96,239,336	110,005,000	101,795,396	100,050,000
09	<u>Tax on Online Purchases</u>				
FN3	COMPTROLLER OF CUSTOMS AND EXCISE MINISTRY OF FINANCE				
001	Tax on Online Purchases	57,780,218	60,000,000	62,175,730	63,000,000
	Sub-Head Total	57,780,218	60,000,000	62,175,730	63,000,000

Trinidad and Tobago

Head 04 - TAXES ON INTERNATIONAL TRADE

Sub-Head / Receiver / Item / Sub-Item		2023 Actual	2024 Estimates	2024 Revised Estimates	2025 Estimates
01	Import Duties	\$ 2,740,389,114	\$ 2,726,013,200	\$ 2,721,684,827	\$ 2,721,010,100
02	Other	103,284	85,000	57,836	60,000
Total		2,740,492,398	2,726,098,200	2,721,742,663	2,721,070,100

Estimates 2025	2,721,070,100
Revised Estimates 2024	2,721,742,663
Decrease	<u>672,563</u>

Sub-Head / Receiver / Item / Sub-Item		2023 Actual	2024 Estimates	2024 Revised Estimates	2025 Estimates
01	Import Duties	\$	\$	\$	\$
FN3	COMPTROLLER OF CUSTOMS AND EXCISE MINISTRY OF FINANCE				
001	Import Duties (Ch. 78:01)	2,713,331,742	2,700,000,000	2,694,192,091	2,694,000,000
002	Stamp Duty on Bills of Entry	-	200	-	100
004	Special Tax - Household Effects (Ch. 77:01)	1,033	13,000	98,391	10,000
005	Import Surcharge (Ch. 77:01)	27,056,339	26,000,000	27,394,345	27,000,000
Sub-Head Total		2,740,389,114	2,726,013,200	2,721,684,827	2,721,010,100
02	Other				
FN3	COMPTROLLER OF CUSTOMS AND EXCISE MINISTRY OF FINANCE				
001	Miscellaneous	25,433	25,000	9,700	20,000
002	Anti-dumping Duty (Ch. 78:05)	-	50,000	12,300	10,000
003	Countervailing Duty (Ch. 78:05)	77,851	10,000	35,836	30,000
Sub-Head Total		103,284	85,000	57,836	60,000

ESTIMATES OF REVENUE, 2025

Head : 05

Trinidad and Tobago

Head 05 - OTHER TAXES

Sub-Head / Receiver / Item / Sub-Item		2023 Actual	2024 Estimates	2024 Revised Estimates	2025 Estimates
		\$	\$	\$	\$
FN2	CHAIRMAN BOARD OF INLAND REVENUE MINISTRY OF FINANCE				
01	Stamp Duties (Ch. 76:01)	289,567,918	260,000,000	333,231,400	334,000,000
Total		289,567,918	260,000,000	333,231,400	334,000,000

Estimates 2025	334,000,000
Revised Estimates 2024	333,231,400
Increase	<u>768,600</u>

ESTIMATES OF REVENUE, 2025

Head : 06

Trinidad and Tobago
Head 06 - PROPERTY INCOME

Sub-Head / Receiver / Item / Sub-Item		2023 Actual	2024 Estimates	2024 Revised Estimates	2025 Estimates
		\$	\$	\$	\$
01	Rental Income	12,425,747	17,118,500	14,537,866	13,099,150
02	Interest Income	8,472,399	13,446,565	12,112,063	12,641,295
03	Royalties	7,428,975,792	6,081,677,511	2,400,476,760	5,169,745,874
04	Profits from Non-Financial Enterprises	1,470,310,435	1,123,810,040	1,468,750,162	1,294,316,600
05	Profits from Public Financial Institutions	599,022,981	1,394,652,000	2,502,177,048	2,122,462,000
06	Other Property Income	2,216,476,953	758,364,670	663,557,640	247,082,424
Total		11,735,684,307	9,389,069,286	7,061,611,539	8,859,347,343

Estimates 2025	8,859,347,343
Revised Estimates 2024	7,061,611,539
Increase	1,797,735,804

Sub-Head / Receiver / Item / Sub-Item		2023 Actual	2024 Estimates	2024 Revised Estimates	2025 Estimates
		\$	\$	\$	\$
01	Rental Income				
AL3	COMMISSIONER OF STATE LANDS MINISTRY OF AGRICULTURE, LAND AND FISHERIES				
001	Ground Rents (excluding Quarries, Sand and Gravel Pits) (Ch. 57:01)	6,262,268	10,000,000	6,000,000	6,000,000
002	Wayleave for Oil Pipes along Roads	-	-	-	-
003	Rents of Access Roads	-	-	-	-
005	Rents of Housing Lots - Trinidad & Tobago Housing Development Corporation	24,623	15,000	24,000	24,000
006	Rent of Lands, formerly owned by Caroni (1975) Ltd	536,248	1,000,000	1,550,000	1,000,000
		6,823,139	11,015,000	7,574,000	7,024,000
ED1	PERMANENT SECRETARY MINISTRY OF EDUCATION				
001	Rental of Rudranath Capildeo Learning Resource Centre	-	50,000	-	-
PA1	PERMANENT SECRETARY MINISTRY OF PUBLIC ADMINISTRATION				
001	Lease Payments/Rents of Government Buildings	3,720,802	3,536,000	3,720,000	3,700,000
	Rental Income Carried Forward	10,543,941	14,601,000	11,294,000	10,724,000

Trinidad and Tobago
Head 06 - PROPERTY INCOME

Sub-Head / Receiver / Item / Sub-Item		2023 Actual	2024 Estimates	2024 Revised Estimates	2025 Estimates
		\$	\$	\$	\$
01	Rental Income - Brought Forward	10,543,941	14,601,000	11,294,000	10,724,000
002	Rental of Finance Building (Roof Level)	-	-	-	-
		3,720,802	3,536,000	3,720,000	3,700,000
SP1	PERMANENT SECRETARY MINISTRY OF SPORT AND COMMUNITY DEVELOPMENT				
001	West Port-of-Spain Regional Park - Proceeds from Rental, etc.	620,863	1,000,000	1,625,000	750,000
002	Proceeds from St. Paul Street Multi-purpose Complex	16,400	10,000	7,200	8,500
003	Proceeds from Hockey Facility/Indoor Sporting Arena - Tacarigua	32,060	65,000	110,000	115,000
004	Proceeds from Indoor Sporting Arena - Pleasantville	68,546	80,000	80,000	80,000
005	Proceeds from Indoor Sporting Arena - Point Fortin	131,505	90,000	135,000	80,000
006	Proceeds from Indoor Sporting Arena - Maloney	87,378	65,000	64,000	50,000
007	Proceeds from Indoor Sporting Arena - Chaguana	-	-	2,026	-
008	Proceeds from Ato Boldon Stadium - Couva	13,965	10,000	2,500	35,000
010	Proceeds from Larry Gomes Stadium - Arima	61,547	60,000	67,000	75,000
011	Proceeds from Mannie Ramjohn Stadium - Marabella	28,380	10,000	50,000	65,000
012	Proceeds from Dwight Yorke Stadium - Bacolet	60,750	95,000	62,300	70,000
016	Proceeds from the Indoor Sporting Arena - Mayaro	44,385	45,000	30,000	30,000
		1,165,779	1,530,000	2,235,026	1,358,500
TC1	PERMANENT SECRETARY MINISTRY OF TOURISM, CULTURE AND THE ARTS				
002	Proceeds from the Las Cuevas Beach Facility	-	7,500	2,000	8,000
003	Proceeds from the Manzanilla Beach Facility	-	7,500	-	16,750
004	Proceeds from the Maracas Beach Facility	505,397	750,000	835,000	850,000
005	Proceeds from the Vessigny Beach Facility	14,000	15,000	15,000	19,000
006	Proceeds from the La Brea Pitch Lake	-	-	-	-
008	Rental of National Academy for the Performing Arts Facilities (NAPA)	-	-	-	-
009	Rental of National Academy for the Performing Arts Facilities - South Campus	-	-	-	-
010	Rental of Stollmeyer's Castle	118,600	135,000	64,440	-
		637,997	915,000	916,440	893,750
TR1	PERMANENT SECRETARY MINISTRY OF TRADE AND INDUSTRY				
001	Rental of Equipment - Events Centre	1,250	2,500	-	500
002	Rental of National Academy for the Performing Arts Hotel (NAPA)	-	-	-	-
		1,250	2,500	-	500
	Rental Income Carried Forward	12,348,967	17,048,500	14,445,466	12,976,750

Trinidad and Tobago

Head 06 - PROPERTY INCOME

Sub-Head / Receiver / Item / Sub-Item		2023 Actual	2024 Estimates	2024 Revised Estimates	2025 Estimates
		\$	\$	\$	\$
01	Rental Income - Brought Forward	12,348,967	17,048,500	14,445,466	12,976,750
WT3	DIRECTOR MARITIME SERVICES MINISTRY OF WORKS AND TRANSPORT				
001	Rental of Vessels - Maritime Services	24,300	-	32,400	32,400
YD1	PERMANENT SECRETARY MINISTRY OF YOUTH DEVELOPMENT AND NATIONAL SERVICE				
001	Proceeds from Rental - Chatham Youth Camp	-	5,000	-	5,000
002	Proceeds from Rental - Persto Praesto Youth Camp	-	5,000	-	5,000
003	Proceeds from Youth Centres	52,480	60,000	60,000	80,000
		52,480	70,000	60,000	90,000
	Sub-Head Total	12,425,747	17,118,500	14,537,866	13,099,150
02	Interest Income				
FN1	COMPTROLLER OF ACCOUNTS MINISTRY OF FINANCE				
001	Interest on Investment				
01	Consolidated Fund	26,026	26,000	26,097	26,000
002	Interest on Floating Balances	109,878	13,000	29,000	29,000
003	Interest on Loans and Advances				
	COMPTROLLER OF ACCOUNTS				
17	Interest on Loans to Public Servants	2,198,459	2,600,000	2,070,000	2,250,000
50	Loan to Government of Dominica	-	-	-	-
52	Loan to Government of St Lucia	2,079,779	1,785,770	1,781,689	1,451,390
53	Loan to Government of Grenada	-	835,355	-	702,165
		4,278,238	5,221,125	3,851,689	4,403,555
004	Interest on Swap Agreement - Six Fast Patrol Crafts	-	-	-	-
005	Interest (Repayment) on Liquidity Support to GORTT by Credit Unions	664	4,000	420	300
		4,414,806	5,264,125	3,907,206	4,458,855
FN5	PERMANENT SECRETARY MINISTRY OF FINANCE (INVESTMENTS DIVISION)				
001	Interest on Corporation Sole Bond Holdings	4,057,593	8,182,440	8,204,857	8,182,440
	Sub-Head Total	8,472,399	13,446,565	12,112,063	12,641,295

Trinidad and Tobago
Head 06 - PROPERTY INCOME

Sub-Head / Receiver / Item / Sub-Item		2023 Actual	2024 Estimates	2024 Revised Estimates	2025 Estimates
03	<u>Royalties</u>	\$	\$	\$	\$
EN1	PERMANENT SECRETARY MINISTRY OF ENERGY AND ENERGY INDUSTRIES				
001	Royalty on Oil and Gas (Ch. 62:01)	7,424,881,588	6,077,057,511	2,397,391,760	5,166,160,874
002	Asphalt or Pitch won from the Pitch Lake (Ch. 61:03)	151,800	120,000	85,000	85,000
003	Quarries, Sand and Gravel Pits (Ch. 61:03)	3,942,404	4,500,000	3,000,000	3,500,000
	Sub-Head Total	7,428,975,792	6,081,677,511	2,400,476,760	5,169,745,874
04	<u>Profits from Non-Financial Enterprises</u>				
FN1	COMPTROLLER OF ACCOUNTS MINISTRY OF FINANCE				
	DIVIDENDS AND SURPLUSES				
001	National Lottery (Ch. 21:04)	425,981,551	270,620,000	467,441,815	253,046,700
002	Telecommunications Authority of Trinidad and Tobago (TATT)	41,696,964	42,141,700	42,141,700	51,092,000
		467,678,515	312,761,700	509,583,515	304,138,700
FN5	PERMANENT SECRETARY MINISTRY OF FINANCE (INVESTMENTS DIVISION)				
002	State Enterprises	1,002,631,920	811,048,340	959,166,647	990,177,900
003	CLICO Investment Fund	-	-	-	-
		1,002,631,920	811,048,340	959,166,647	990,177,900
	Sub-Head Total	1,470,310,435	1,123,810,040	1,468,750,162	1,294,316,600

Trinidad and Tobago
Head 06 - PROPERTY INCOME

Sub-Head / Receiver / Item / Sub-Item		2023 Actual	2024 Estimates	2024 Revised Estimates	2025 Estimates
05	<u>Profits from Public Financial Institutions</u>	\$	\$	\$	\$
FN1	COMPTROLLER OF ACCOUNTS MINISTRY OF FINANCE				
	INTEREST, DIVIDENDS AND SURPLUSES				
001	Equity Profits - Central Bank (Ch. 79:02)	550,668,214	875,000,000	1,587,477,258	1,608,000,000
FN5	PERMANENT SECRETARY MINISTRY OF FINANCE (INVESTMENTS DIVISION)				
001	State Enterprises	48,354,767	519,652,000	914,699,790	514,462,000
	Sub-Head Total	599,022,981	1,394,652,000	2,502,177,048	2,122,462,000
06	<u>Other Property Income</u>				
AL3	COMMISSIONER OF STATE LANDS MINISTRY OF AGRICULTURE, LAND AND FISHERIES				
001	Premia on Leases (Ch. 57:01)	129,779,891	20,000,000	350,000	20,000,000
004	Premia for Variations of the User Clauses in Existing Leases (Ch. 57:01)	-	375,000	367,300	-
		129,779,891	20,375,000	717,300	20,000,000
EN1	PERMANENT SECRETARY MINISTRY OF ENERGY AND ENERGY INDUSTRIES				
001	Share of Profits from Oil Companies under Production Sharing Contract (Ch. 62:01)	-	-	-	-
002	Extraordinary Revenue from Oil and Gas Companies	2,086,411,747	737,689,670	662,640,340	226,912,424
		2,086,411,747	737,689,670	662,640,340	226,912,424
HS1	PERMANENT SECRETARY MINISTRY OF HOUSING AND URBAN DEVELOPMENT				
002	NIPDEC-Prada Street/Flagstaff Hill	-	-	-	-
003	Shelter Construction Financing Facility	285,315	300,000	200,000	170,000
		285,315	300,000	200,000	170,000
	Sub-Head Total	2,216,476,953	758,364,670	663,557,640	247,082,424

Trinidad and Tobago

Head 07 - OTHER NON-TAX REVENUE

Sub-Head / Receiver / Item / Sub-Item		2023 Actual	2024 Estimates	2024 Revised Estimates	2025 Estimates
		\$	\$	\$	\$
01	Administrative Fees and Charges	522,967,443	519,821,370	511,380,785	531,449,789
02	Fines and Forfeitures	92,071,007	90,274,000	93,882,155	131,850,700
03	Pension Contributions	49,576,395	54,198,000	103,316,533	66,312,620
04	Non-Industrial Sales	28,597,936	22,843,500	14,296,020	20,624,000
06	Other (Miscellaneous)	190,881,286	218,655,800	183,857,000	181,407,025
Total		884,094,067	905,792,670	906,732,493	931,644,134

Estimates 2025	...	931,644,134
Revised Estimates 2024	...	906,732,493
Increase	...	24,911,641

Sub-Head / Receiver / Item / Sub-Item		2023 Actual	2024 Estimates	2024 Revised Estimates	2025 Estimates
		\$	\$	\$	\$
01	Administrative Fees and Charges				
AL1	PERMANENT SECRETARY MINISTRY OF AGRICULTURE, LAND AND FISHERIES				
001	Fees - San Fernando Hill	125,517	150,000	30,000	75,000
002	Fees - Caroni Swamp	-	-	-	-
003	Agriculture-Examiner of Animals (Ch. 67:02)	30,196	25,000	32,000	35,000
004	Veterinary Officers' Fees (Ch. 67:04)	13,830	18,000	15,680	20,000
005	Dogs and Cats Quarantine Stn. Quarantine Fees (Ch. 67:02)	-	-	-	-
006	Laboratory Fees	20,790	25,000	44,860	25,000
007	Import Permits (Ch. 67:02)	1,078,850	1,000,000	1,104,400	1,200,000
008	Registration Fees - Praedial Larceny (Ch.10:03)	1,940	1,500	2,060	2,000
009	Export Permits (Ch. 67:02)	71,900	100,000	50,000	80,000
010	Horses Quarantine Station, Quarantine Fees (Ch. 67:02)	-	500	500	-
		1,343,023	1,320,000	1,279,500	1,437,000
AL3	COMMISSIONER OF STATE LANDS MINISTRY OF AGRICULTURE, LAND AND FISHERIES				
001	Commissioner of State Lands Search Fees	-	-	-	-
002	Miscellaneous	16,500	15,000	21,200	20,000
	Administrative Fees and Charges Carried Forward	1,359,523	1,335,000	1,300,700	1,457,000

Trinidad and Tobago

Head 07 - OTHER NON-TAX REVENUE

Sub-Head / Receiver / Item / Sub-Item		2023 Actual	2024 Estimates	2024 Revised Estimates	2025 Estimates
		\$	\$	\$	\$
01	Administrative Fees and Charges - Brought Forward	1,359,523	1,335,000	1,300,700	1,457,000
003	Licence Fee for Land Reclamation (Ch. 57:01)	-	-	-	-
004	Preparation and Processing of Agreement and Leases (Ch. 57:01)	28,150	50,000	34,600	32,000
005	Processing of Reclamation and Jetty Licences (Ch. 57:01)	470,000	470,000	470,000	470,000
006	Approval of Building Plans on Lands Subject to State Leases (Ch. 57:01)	5,750	10,000	11,050	10,000
007	Grant of Consent to Assign (Ch. 57:01)	314,724	300,000	381,080	335,000
		835,124	845,000	917,930	867,000
AT4	CHIEF STATE SOLICITOR OFFICE OF THE AG AND MINISTRY OF LEGAL AFFAIRS				
001	State Solicitor	261,409	150,000	165,000	180,000
002	Administrator General (Ch. 9:01)	1,234	20,000	1,000	15,000
004	Public Trustee (Ch. 9:01)	9,621	6,000	5,000	10,000
		272,264	176,000	171,000	205,000
AT6	REGISTRAR GENERAL OFFICE OF THE AG AND MINISTRY OF LEGAL AFFAIRS				
001	Registrar General (Ch. 19:03)	30,152,703	23,000,000	21,077,250	23,000,000
002	Application for Marriage Officers' Licence (Ch. 45:01)	3,600	4,000	2,700	4,000
003	Marriage Officers' Licence Fee (Ch. 45:01)	4,450	12,000	7,000	12,000
004	Renewal of Marriage Officers' Licence (Ch. 45:01)	16,000	15,000	15,300	15,000
		30,176,753	23,031,000	21,102,250	23,031,000
AT7	CONTROLLER INTELLECTUAL PROPERTY OFFICE OFFICE OF THE AG AND MINISTRY OF LEGAL AFFAIRS				
001	Intellectual Property Fees (Ch. 82:75-82:81)	7,743,294	7,000,000	6,524,580	7,000,000
EB1	CHIEF ELECTION OFFICER ELECTIONS AND BOUNDARIES COMMISSION				
001	Fees for the Replacement of Identification Cards (Ch. 2:01)	265,515	250,000	260,800	270,000
ED1	PERMANENT SECRETARY MINISTRY OF EDUCATION				
004	External Examination - Local Fees for Candidates	85,805	60,000	60,000	66,000
006	Polytechnic Registration	-	-	-	-
007	Polytechnic Tuition	-	-	-	-
	Administrative Fees and Charges Carried Forward	40,721,778	32,682,000	30,316,060	32,876,000

Trinidad and Tobago

Head 07 - OTHER NON-TAX REVENUE

Sub-Head / Receiver / Item / Sub-Item		2023 Actual	2024 Estimates	2024 Revised Estimates	2025 Estimates
		\$	\$	\$	\$
01	Administrative Fees and Charges - Brought Forward	40,721,778	32,682,000	30,316,060	32,876,000
008	Polytechnic Laboratory	-	-	-	-
012	Registration of Teachers	10,665	3,000	6,500	3,000
013	Examination Fees Not Elsewhere Classified	3,684,929	3,000,000	3,000,000	3,100,000
014	Sale of Dictionary of Occupational Titles	-	-	-	-
015	Fees - Certified Examinations Statements & Transcripts	1,565	2,000	4,980	2,000
017	Examination Fees	3,645	4,500	10,000	5,000
		3,786,609	3,069,500	3,081,480	3,176,000
EN1	PERMANENT SECRETARY MINISTRY OF ENERGY AND ENERGY INDUSTRIES				
001	Petroleum Testing Laboratory	-	-	-	-
002	Fees for Competitive Bidding - Petroleum (Ch. 62:01)	1,011,465	1,224,000	1,224,000	2,000,000
004	Oil Impost (Ch. 62:01, Sec. 72-74)	117,223,080	112,380,500	112,304,887	124,642,229
006	Signature Bonuses - Competitive Bidding (Ch. 62:01)	673,570	12,240,000	12,240,000	8,160,000
007	Application Fees-Exploration & Production Licences	-	-	-	-
008	Application Fees- Petrochemical Licences (Ch. 62:01)	-	-	-	-
009	Application Fees- Lease Operators (Ch. 62:01)	-	-	-	-
010	Fees for Competitive Bidding - Quarries (Ch 61:03)	-	-	-	-
011	Application Fees- Bids for Wholesale Marketing Licences (Ch. 62:01)	-	-	-	-
013	Fees - Miscellaneous	1,000	1,000	30,300	10,000
014	Production Bonus- North Coast Marine Area 1 (NCMA1)	-	-	-	-
015	Production Bonuses- Other Companies (Ch. 62:01)	-	-	1,689,323	-
016	Bunkering Company Licence Fee (Ex-vessel and Ex-wharf) (Ch. 62:01)	168,592	304,200	254,200	304,200
017	Bunkering Vessel Inspection Fee (Ex-vessel) (Ch. 62:01)	40,378	60,000	-	20,280
018	Facility Inspection Fee (Ex-wharf)(Ch. 62:01)	26,919	40,600	40,560	40,560
019	Fees - Utility Scale Renewable Energy Projects	-	-	-	-
020	Fees - Request for Proposal (RFP)	-	-	-	-
		119,145,004	126,250,300	127,783,270	135,177,269
ET1	REGISTRAR EQUAL OPPURTUNITY TRIBUNAL				
001	Fees	-	-	-	-
FA1	PERMANENT SECRETARY MINISTRY OF FOREIGN AND CARICOM AFFAIRS				
002	Diplomatic Mail Service Charge (Ch. 77:01)	874,381	1,000,000	555,000	1,000,000
	Administrative Fees and Charges Carried Forward	164,441,967	162,941,800	161,675,810	172,163,269

Trinidad and Tobago

Head 07 - OTHER NON-TAX REVENUE

Sub-Head / Receiver / Item / Sub-Item		2023 Actual	2024 Estimates	2024 Revised Estimates	2025 Estimates
		\$	\$	\$	\$
01	Administrative Fees and Charges - Brought Forward	164,441,967	162,941,800	161,675,810	172,163,269
FN1	COMPTROLLER OF ACCOUNTS MINISTRY OF FINANCE				
001	Licence Fees - Financial Institutions other than Commercial Banks	-	-	-	-
002	Guarantee Fee - GORTT Loan-by-Loan Guarantee Scheme	-	-	857,372	2,000,000
		-	-	857,372	2,000,000
FN2	CHAIRMAN BOARD OF INLAND REVENUE MINISTRY OF FINANCE				
001	Cinematograph Arrangement Fee (Ch. 77:03 Sec 10)	21,000	20,000	20,000	20,000
002	Warden's Search Fees	58,112	60,000	61,000	60,000
003	Pension Plan - Registration Fee (Ch. 84:01)	-	-	965	-
		79,112	80,000	81,965	80,000
FN3	COMPTROLLER OF CUSTOMS AND EXCISE MINISTRY OF FINANCE				
001	Comptroller of Customs and Excise (Ch. 78:01)	11,412,409	11,500,000	11,500,000	11,500,000
002	Processing of Bills of Sight (Ch. 78:01)	350	1,000	1,500	1,500
003	Container Processing Fees (Ch. 78:01)	35,480,964	30,000,000	30,960,800	30,000,000
004	Customs Declaration Transaction User Fee (Ch. 78:01)	10,847,077	10,000,000	6,350,000	10,000,000
		57,740,800	51,501,000	48,812,300	51,501,500
FN7	SUPERVISOR OF INSOLVENCY OFFICE OF THE SUPERVISOR OF INSOLVENCY				
001	Fees for Licences and Other Services under the Bankruptcy and Insolvency Act No. 26 of 2007	1,110,714	60,000	78,150	78,000
HE1	PERMANENT SECRETARY MINISTRY OF HEALTH				
003	Chemist (Ch. 30:01)(Ch. 30:03)	702,605	700,000	745,800	700,000
009	Public Health Inspectors' Overtime Allowances	8,600	3,000	3,000	3,000
		711,205	703,000	748,800	703,000
IC2	REGISTRAR INTEGRITY COMMISSION				
001	Legal Judgements in Favour of the Integrity Commission	390,200	300,000	451,000	300,000
	Administrative Fees and Charges Carried Forward	224,473,998	215,585,800	212,705,397	226,825,769

Trinidad and Tobago

Head 07 - OTHER NON-TAX REVENUE

Sub-Head / Receiver / Item / Sub-Item		2023 Actual	2024 Estimates	2024 Revised Estimates	2025 Estimates
		\$	\$	\$	\$
01	Administrative Fees and Charges - Brought Forward	224,473,998	215,585,800	212,705,397	226,825,769
LE1	PERMANENT SECRETARY MINISTRY OF LABOUR				
001	Registrar, Trade Unions (Ch. 88:02)	35	20	27	20
MJ1	CHIEF MAGISTRATE MAGISTRACY - JUDICIARY				
001	District and Petty Civil Courts (Ch. 4:21)	-	-	-	-
002	Magistrates' Courts (Ch. 4:20)	-	5,000	5,000	5,000
003	Liquor Licences - Application Fees (Ch. 84:10)	17,480	15,000	8,350	10,000
004	Magistrates' Notes of Evidence (Ch. 4:20)	2,682	20,000	2,884	5,000
005	Electronic Monitoring Fees (Act No. 11 of 2012 as amended by Act No. 11 of 2020)	23,964	5,000	4,000	5,000
		44,126	45,000	20,234	25,000
NS1	PERMANENT SECRETARY MINISTRY OF NATIONAL SECURITY				
001	Naturalisation Certificates (Ch. 1:50)	9,130	5,000	25,900	35,000
002	Registration as a Citizen (Ch. 1:50)	88,249	75,000	116,310	121,000
003	Work Permits - Application Fees (Ch. 18:01)	1,034,400	2,000,000	1,500,000	2,000,000
004	Work Permits - Duration Fees (Ch. 18:01)	8,449,800	10,000,000	10,611,300	14,000,000
005	Travelling Salesmen - Permit Fees (Ch. 18:01)	-	-	-	-
006	Certificate of Residence (Ch. 18:01)	333,600	260,000	554,200	500,000
007	Trinidad and Tobago Forensic Science Centre-Fees for Services (Ch. 7:02)	29,530	30,000	31,460	25,000
008	Overseas Missionary Permits (Ch. 18:01)	38,500	25,000	47,000	50,000
		9,983,209	12,395,000	12,886,170	16,731,000
NS2	CHIEF IMMIGRATION OFFICER MINISTRY OF NATIONAL SECURITY				
001	Passport and Permit Fees (Ch. 18:01)	24,739,728	25,000,000	22,059,200	25,000,000
002	Immigration - Boarding and Clearing Fees (Ch. 18:01)	967,600	900,000	872,600	1,000,000
005	Restoration of Citizenship - Application Fees (Ch. 1:50)	5,585	2,000	3,250	5,000
006	Restoration of Citizenship - Certificate Fees (Ch. 1:50)	43,284	30,000	17,500	30,000
007	Issue of Letters Confirming Citizenship or Residence (Ch. 18:01)	105,977	100,000	98,900	100,000
008	Replacement of Lost, Stolen or Mutilated Registration Cards - Migrant Registration Framework (MRF)	58,500	50,000	116,000	70,000
	Administrative Fees and Charges Carried Forward	260,422,042	254,107,820	248,779,278	269,786,789

Trinidad and Tobago

Head 07 - OTHER NON-TAX REVENUE

Sub-Head / Receiver / Item / Sub-Item		2023 Actual	2024 Estimates	2024 Revised Estimates	2025 Estimates
		\$	\$	\$	\$
01	Administrative Fees and Charges - Brought Forward	260,422,042	254,107,820	248,779,278	269,786,789
009	Replacement of Lost, Stolen or Mutilated Minister's Permit regardless of whether they were issued under the Migrant Registration Framework (MRF)	1,000	2,000	2,500	2,000
		25,921,674	26,084,000	23,169,950	26,207,000
NS3	COMMISSIONER OF POLICE TRINIDAD AND TOBAGO POLICE SERVICE				
001	Clothing and Powder Cart	600	-	-	-
003	Miscellaneous	6,684,986	6,000,000	6,339,600	6,000,000
004	Fees for Lodgement of Firearms (Ch. 16:01)	75,420	100,000	118,000	100,000
005	Fees - Hosting of Conferences, Seminars and Other Functions	-	-	457,032	-
		6,761,006	6,100,000	6,914,632	6,100,000
NS4	CHIEF FIRE OFFICER MINISTRY OF NATIONAL SECURITY				
001	Special Services (Ch. 35:50)	499,597	500,000	500,000	500,000
PL1	PERMANENT SECRETARY MINISTRY OF PLANNING AND DEVELOPMENT				
001	Fees - Rental of Car Park Spaces	-	-	-	-
PL2	DIRECTOR OF STATISTICS MINISTRY OF PLANNING AND DEVELOPMENT				
001	Supply of Statistical Information (Ch. 19:02)	-	-	-	-
002	Computer Service (C.S.O.) (Ch. 19:02)	-	-	-	-
		-	-	-	-
PM1	PERMANENT SECRETARY TO THE PRIME MINISTER OFFICE OF THE PRIME MINISTER				
001	Censor Cinematograph Film (Ch. 20:10)	36,176	25,000	30,000	30,000
PU1	PERMANENT SECRETARY MINISTRY OF PUBLIC UTILITIES				
004	Government Electrical Inspector's Fees (Ch. 54:72)	3,552,749	3,500,000	3,489,500	3,500,000
005	Specialized Services - Meteorological Services Division	77,437	30,000	71,580	100,000
006	Water Improvement Rates (Ch. 54:41)	250,295,296	254,559,000	250,000,000	250,000,000
007	Fees - Carribben Water Loss Conference	131,932	-	-	-
		254,057,414	258,089,000	253,561,080	253,600,000
	Administrative Fees and Charges Carried Forward	521,777,235	518,823,820	509,787,490	530,018,789

Trinidad and Tobago

Head 07 - OTHER NON-TAX REVENUE

Sub-Head / Receiver / Item / Sub-Item		2023 Actual	2024 Estimates	2024 Revised Estimates	2025 Estimates
		\$	\$	\$	\$
01	Administrative Fees and Charges - Brought Forward	521,777,235	518,823,820	509,787,490	530,018,789
SC1	DIRECTOR OF PERSONNEL ADMINISTRATION SERVICE COMMISSIONS DEPARTMENT				
001	Civil Service Entrance Examination Fees (Ch. 23:01)	145,650	150,000	196,950	156,000
002	Fees for Copies of Judgement Orders by the Police Service Commission (Ch 1:01)	370	-	-	-
		-----	-----	-----	-----
SD1	PERMANENT SECRETARY MINISTRY OF SOCIAL DEVELOPMENT AND FAMILY SERVICES	146,020	150,000	196,950	156,000
001	Adult Classes	-	-	-	-
SJ1	REGISTRAR SUPREME COURT - JUDICIARY				
001	Registrar, Supreme Court (Ch. 4:01)	100,147	50,000	292,000	250,000
002	Commissioner, Workman's Compensation Ordinance (Ch. 88:05)	3,221	2,500	1,005	1,000
003	Notaries Public Registration Fees (Ch. 6:51)	2,000	2,500	6,500	5,000
004	Marshal (Ch. 4:01)	-	2,500	-	2,500
005	Electronic Monitoring Fees (Act No. 11 of 2012 as amended by Act No. 11 of 2020)	134,799	50,000	40,000	50,000
		-----	-----	-----	-----
SP1	PERMANENT SECRETARY MINISTRY OF SPORT AND COMMUNITY DEVELOPMENT	240,167	107,500	339,505	308,500
001	Community Swimming Pools	38,441	30,000	84,800	200,000
TA1	REGISTRAR TAX APPEAL BOARD				
001	Appeal Board	81,210	75,000	81,000	81,000
TR1	PERMANENT SECRETARY MINISTRY OF TRADE AND INDUSTRY				
001	Inspection of a Public Register	-	-	-	-
002	Certified Copy or Extract from a Public Register	-	-	-	-
		-----	-----	-----	-----
WT2	TRANSPORT COMMISSIONER MINISTRY OF WORKS AND TRANSPORT				
001	Weighbridge Fees (Ch. 48:50)	376,240	300,000	355,880	325,000
	Administrative Fees and Charges Carried Forward	522,659,313	519,486,320	510,845,625	531,089,289

Trinidad and Tobago

Head 07 - OTHER NON-TAX REVENUE

Sub-Head / Receiver / Item / Sub-Item		2023 Actual	2024 Estimates	2024 Revised Estimates	2025 Estimates
		\$	\$	\$	\$
01	Administrative Fees and Charges - Brought Forward	522,659,313	519,486,320	510,845,625	531,089,289
002	Miscellaneous	-	-	-	-
003	Registration Fee for Testing Station (Ch. 48:50)	21,000	8,000	13,000	25,000
004	Renewal Fee for Testing Station (Ch. 48:50)	36,500	30,000	31,000	40,000
005	Examiner Certificate Fee (Ch. 48:50)	10,800	12,000	12,300	10,000
006	Renewal of Examiner Certificate Fee (Ch. 48:50)	7,200	9,000	10,800	9,000
007	Driver's Rehabilitation Program (DRP)	-	-	-	-
008	Disability Parking Permit (Individual)	-	-	-	-
009	Disability Parking Permit (Visitor)	-	-	-	-
010	Disability Parking Permit (Entity Organisation or Corporation)	-	-	-	-
011	Duplicate Disability Parking Permit	-	-	-	-
		451,740	359,000	422,980	409,000
WT3	DIRECTOR MARITIME SERVICES MINISTRY OF WORKS AND TRANSPORT				
001	Shipping Office Fees (Ch. 50:10)	50,200	25,000	20,900	25,000
002	Vessel Lay-up Fees	-	-	250,000	-
003	Transshipment Activities Fees	99,836	250,000	197,000	250,000
		150,036	275,000	467,900	275,000
YD1	PERMANENT SECRETARY MINISTRY OF YOUTH DEVELOPMENT AND NATIONAL SERVICE				
001	Commissioner of Co-operatives (Ch. 81:03)	60	50	60	500
002	Registrar, Friendly Societies (Ch. 32:50)	82,534	1,000	100	1,000
		82,594	1,050	160	1,500
	Sub-Head Total	522,967,443	519,821,370	511,380,785	531,449,789
02	<u>Fines and Forfeitures</u>				
FN1	COMPTROLLER OF ACCOUNTS MINISTRY OF FINANCE				
001	Fines and Penalties under the Financial Institutions Act No 26 of 2008 (Ch. 79:09)	259,093	25,000	124,200	124,200
FN3	COMPTROLLER OF CUSTOMS AND EXCISE MINISTRY OF FINANCE				
001	Fines and Seizures (Ch. 78:50)(Ch. 78:01)	1,140,350	1,000,000	2,140,400	2,000,000
	Fines and Forfeitures Carried Forward	1,399,443	1,025,000	2,264,600	2,124,200

Trinidad and Tobago

Head 07 - OTHER NON-TAX REVENUE

Sub-Head / Receiver / Item / Sub-Item		2023 Actual	2024 Estimates	2024 Revised Estimates	2025 Estimates
		\$	\$	\$	\$
02	Fines and Forfeitures - Brought Forward	1,399,443	1,025,000	2,264,600	2,124,200
FN6	PERMANENT SECRETARY MINISTRY OF FINANCE				
001	Penalties - Securities & Exchange Commission (Ch. 83:02)	5,490,875	7,500,000	6,000,000	6,000,000
IC1	REGISTRAR INDUSTRIAL COURT				
001	Fines (Ch. 88:01)	342,000	300,000	160,000	400,000
MJ1	CHIEF MAGISTRATE MAGISTRACY - JUDICIARY				
001	Magistrates' Courts (Ch. 4:20)	8,424,184	10,000,000	9,485,100	17,000,000
002	Petty Civil Courts (Ch. 4:21)	-	-	-	-
003	Poundage Fees (Ch. 67:03)	2,500	3,000	2,500	2,500
004	Miscellaneous	-	-	1,000	-
005	Motor Vehicles and Road Traffic (Fixed Penalty) (Amendment) Regulations, 1984 (Ticket System) (Ch. 48:52)	51,123	100,000	21,250	30,000
006	Public Health Fines (Fixed Penalty) Under the Public Health Ordinance, Ch 12 No. 4 (Amendment) Act No. 23 of 2020	-	-	1,599,000	-
		8,477,807	10,103,000	11,108,850	17,032,500
NS2	CHIEF IMMIGRATION OFFICER MINISTRY OF NATIONAL SECURITY				
001	Fines (Ch. 18:01)	455,400	100,000	216,500	200,000
NS4	CHIEF FIRE OFFICER MINISTRY OF NATIONAL SECURITY				
001	Fines (Ch. 35:50)	7,760	10,000	5,000	5,000
NS5	COMMISSIONER OF PRISONS MINISTRY OF NATIONAL SECURITY				
001	Fines (Ch. 13:01)	-	1,000	2,000	1,000
PM1	PERMANENT SECRETARY TO THE PRIME MINISTER OFFICE OF THE PRIME MINISTER				
001	Penalties and Fines - National Library and Information Services	-	-	-	-
	Fines and Forfeitures Carried Forward	16,173,285	19,039,000	19,756,950	25,762,700

Trinidad and Tobago

Head 07 - OTHER NON-TAX REVENUE

Sub-Head / Receiver / Item / Sub-Item		2023 Actual	2024 Estimates	2024 Revised Estimates	2025 Estimates
02	Fines and Forfeitures - Brought Forward	\$ 16,173,285	\$ 19,039,000	\$ 19,756,950	\$ 25,762,700
SC1	DIRECTOR OF PERSONNEL ADMINISTRATION SERVICE COMMISSIONS DEPARTMENT				
001	Fines (Ch. 1:01)	117,695	50,000	106,000	80,000
SJ1	REGISTRAR SUPREME COURT - JUDICIARY				
001	Supreme Court (Ch. 4:01)	107,647	60,000	110,700	100,000
002	Poundage Fees (Ch. 4:01)	58,905	75,000	25,255	50,000
		166,552	135,000	135,955	150,000
TR1	PERMANENT SECRETARY MINISTRY OF TRADE AND INDUSTRY				
001	Failure of a person who carries on the business of a scrap metal collector to obtain a scrap metal collector's licence	-	-	-	-
002	Failure of a person who has been granted a scrap metal collector's licence to adhere to the terms, conditions, restrictions and requirements of his licence	-	-	-	-
003	Failure of a person who carries on the business of a scrap metal dealer to obtain a scrap metal dealer's licence	-	-	-	-
004	The operation by a scrap metal dealer of a scrap metal site that is not specified in his dealer's licence	-	-	-	-
005	Failure of a person who has been granted a scrap metal dealer's licence to adhere to the terms, conditions, restrictions and requirements of his licence	-	-	-	-
006	Failure of a licensed scrap metal collector to display his licence in the motor vehicle or goods vehicle used in his business as a scrap metal collector	-	-	-	-
007	Failure of a licensed scrap metal dealer to display his licence in a prominent place in an area accessible to the public at each scrap metal site listed in his licence or sign required to be displayed in accordance with section 17(3)(b)	-	-	-	-
008	No person shall purchase or receive scrap metal except between the hours of 7AM and 6PM.	-	-	-	-
009	No person shall sort, pack, load scrap metal at a scrap metal site except between the hours of 7AM and 6PM	-	-	-	-
	Fines and Forfeitures Carried Forward	16,457,532	19,224,000	19,998,905	25,992,700

Trinidad and Tobago
Head 07 - OTHER NON-TAX REVENUE

Sub-Head / Receiver / Item / Sub-Item	2023 Actual	2024 Estimates	2024 Revised Estimates	2025 Estimates
	\$	\$	\$	\$
02 Fines and Forfeitures - Brought Forward	16,457,532	19,224,000	19,998,905	25,992,700
010 No person shall deal in scrap metal with any person who is under the influence of any intoxicating liquor or drug, when the condition is visible or apparent	-	-	-	-
011 Failure to wear scrap metal collector's identification badge	-	-	-	-
	-----	-----	-----	-----
WT2 TRANSPORT COMMISSIONER MINISTRY OF WORKS AND TRANSPORT	-	-	-	-
001 Fines - Late Registration of Transfer (Used Motor Vehicles)(Ch. 48:50)	101,400	50,000	236,250	158,000
002 Penalty-Late Renewal of Driving Permits (Ch. 48:50)	2,350,250	1,000,000	6,147,000	5,700,000
003 Fixed Penalty Traffic Ticketing System - Motor Vehicles and Road Traffic Act, (Amendment) Act No. 9 of 2017	73,161,825	70,000,000	67,500,000	100,000,000
	-----	-----	-----	-----
	75,613,475	71,050,000	73,883,250	105,858,000
Sub-Head Total	92,071,007	90,274,000	93,882,155	131,850,700
03 <u>Pension Contributions</u>				
FNI COMPTROLLER OF ACCOUNTS MINISTRY OF FINANCE				
001 Contributions to Widows' and Orphans' Pension Scheme (Ch. 23:54)	718,905	650,000	689,000	700,000
002 Police Service- Contribution to Superannuation Fund (Ch. 23:52)	7,130,412	10,000,000	14,000,000	15,000,000
003 Fire Services - Contribution to Superannuation Fund (Ch. 23:52)	3,588,926	3,000,000	3,800,000	3,500,000
005 Trinidad and Tobago Defence Force - Contribution to Superannuation Fund (Ch. 23:52)	29,786,781	33,000,000	76,447,960	40,000,000
006 Members of Parliament	2,120,553	1,800,000	1,691,000	1,500,000
007 Heads of Missions (Ch. 17:04)	278,667	238,000	238,680	238,000
008 Officers on Secondment (Ch. 23:52)				
02 University of the West Indies	185,361	100,000	80,000	100,000
11 Trinidad and Tobago Bureau of Standards	-	-	-	-
12 Legal Aid and Advisory Authority	-	-	-	-
16 Airports Authority of Trinidad and Tobago	-	-	-	-
Pension Contributions Carried Forward	43,809,605	48,788,000	96,946,640	61,038,000

Trinidad and Tobago
Head 07 - OTHER NON-TAX REVENUE

Sub-Head / Receiver / Item / Sub-Item		2023 Actual	2024 Estimates	2024 Revised Estimates	2025 Estimates
		\$	\$	\$	\$
03	Pension Contributions - Brought Forward	43,809,605	48,788,000	96,946,640	61,038,000
20	National Institute of Higher Education Research Science and Technology (NIHERST)	-	-	7,782	-
23	Public Services Association	-	10,000	-	1,000
33	Trinidad & Tobago Securities & Exchange Commission	-	-	-	-
34	Trinidad & Tobago Industrial Development Corporation (TIDCO)	-	-	-	-
35	National Agricultural Marketing and Development Corporation (NAMDEVCO)	-	50,000	91,591	-
37	College of Science, Technology and Applied Arts of Trinidad and Tobago	-	50,000	-	-
39	Telecommunications Authority of T & T	-	25,000	-	-
40	University of Trinidad and Tobago (UTT)	-	-	-	-
41	Office of Procurement Regulation	73,620	75,000	73,620	73,620
		73,620	210,000	172,993	74,620
009	Prison Service - Contribution to Superannuation Fund (Ch. 13:02)	5,693,170	5,200,000	6,196,900	5,200,000
	Sub-Head Total	49,576,395	54,198,000	103,316,533	66,312,620
04	<u>Non-Industrial Sales</u>				
AL1	PERMANENT SECRETARY MINISTRY OF AGRICULTURE, LAND AND FISHERIES				
001	Sale of Plants and Produce				
01	St. Augustine Station	789,070	1,000,000	566,600	600,000
02	La Reunion Station	439,078	500,000	398,100	450,000
04	Marper Farm	80,515	150,000	101,770	100,000
		1,308,663	1,650,000	1,066,470	1,150,000
004	Central Experimental Station	17,088	100,000	70,000	70,000
005	Extension Services Division	49,618	60,000	41,000	45,000
006	St. Joseph Farm - Trinidad	263,844	250,000	302,000	300,000
009	Sale of Apiary Products	12,728	13,000	10,000	12,000
010	Chaguaramas Estate	3,216	7,000	2,300	3,000
012	Chaguaramas Agricultural Development Project	55,758	75,000	42,000	42,000
016	Sale of Drugs	71,496	65,000	65,000	65,000
018	Hillside Station (St Michael Estate)	700	1,500	-	1,000
021	La Pastora Station (Horticulture Division)	286,415	300,000	220,000	220,000
023	Forests - Miscellaneous	5,812	15,000	4,000	4,000
024	Forests - Sale of Timber and Produce	8,672,571	8,000,000	3,010,900	3,000,000
		10,747,909	10,536,500	4,833,670	4,912,000
	Non-Industrial Sales Carried Forward	10,747,909	10,536,500	4,833,670	4,912,000

Trinidad and Tobago

Head 07 - OTHER NON-TAX REVENUE

Sub-Head / Receiver / Item / Sub-Item		2023 Actual	2024 Estimates	2024 Revised Estimates	2025 Estimates
04	Non-Industrial Sales - Brought Forward	\$ 10,747,909	\$ 10,536,500	\$ 4,833,670	\$ 4,912,000
AL2	DIRECTOR OF SURVEYS MINISTRY OF AGRICULTURE, LAND AND FISHERIES				
001	Hydrographic Unit - Sale of Nautical Documents	820	1,500	900	1,000
002	Surveys - Sale of Maps, Cadastral Information and Other Related Documents	47,332	60,000	48,000	48,000
003	Sale of Survey Control Information (Ch. 58:04)	31,768	31,000	26,000	30,000
004	Sale of Digital Products (Ch. 58:04)	78,672	25,000	21,000	22,000
		158,592	117,500	95,900	101,000
AT5	PERMANENT SECRETARY OFFICE OF THE AG AND MINISTRY OF LEGAL AFFAIRS				
001	Sale of Publications (Ch. 3:02)	-	20,000	15,000	15,000
EB1	CHIEF ELECTION OFFICER ELECTIONS AND BOUNDARIES COMMISSION				
001	Electoral - Sale of Lists (Ch. 2:01)	44,025	20,000	11,000	50,000
003	Electoral Sale of Maps (Ch. 2:01)	22,065	15,000	6,000	30,000
004	Electoral - Sale of Reports (Ch. 2:01)	3,593	2,500	1,000	5,000
		69,683	37,500	18,000	85,000
EN1	PERMANENT SECRETARY MINISTRY OF ENERGY AND ENERGY INDUSTRIES				
001	Sale of Reports and Maps	600	10,000	158,000	1,000
FN1	COMPTROLLER OF ACCOUNTS MINISTRY OF FINANCE				
	SALE OF GOVERNMENT STORES AND OTHER PROPERTY				
001	Sale of Obsolete, Redundant and Unserviceable Government Stores and Property (Ch. 71:91)	1,730,855	1,000,000	500,000	500,000
FN3	COMPTROLLER OF CUSTOMS AND EXCISE MINISTRY OF FINANCE				
001	Sale of Spirits Stock Books (Ch. 84:10)	5,012	5,000	5,000	5,000
002	Sale of Certificate Books (Spirit Removal) (Ch. 84:10)	111,890	100,000	95,000	100,000
003	Sale of Certificate Books (Petrol Removal) (Ch. 78:50)	30,900	45,000	31,000	30,000
	Non-Industrial Sales Carried Forward	12,855,441	11,871,500	5,751,570	5,749,000

Trinidad and Tobago
Head 07 - OTHER NON-TAX REVENUE

Sub-Head / Receiver / Item / Sub-Item		2023 Actual	2024 Estimates	2024 Revised Estimates	2025 Estimates
		\$	\$	\$	\$
04	Non-Industrial Sales - Brought Forward	12,855,441	11,871,500	5,751,570	5,749,000
004	Sale of Goods	-	-	108,610	-
		147,802	150,000	239,610	135,000
HE1	PERMANENT SECRETARY MINISTRY OF HEALTH				
003	Sale of Stores	-	-	-	-
IC1	REGISTRAR INDUSTRIAL COURT				
001	Sale of Publications	421,877	350,000	471,000	400,000
NS5	COMMISSIONER OF PRISONS MINISTRY OF NATIONAL SECURITY				
001	Prison Industries	59,225	60,000	60,000	60,000
PM1	PERMANENT SECRETARY TO THE PRIME MINISTER OFFICE OF THE PRIME MINISTER				
001	Printing and Stationery	312,805	350,000	291,000	295,000
SJ1	REGISTRAR SUPREME COURT - JUDICIARY				
001	Sale of Annual Index	18,750	100,000	10,040	10,000
SP1	PERMANENT SECRETARY MINISTRY OF SPORT AND COMMUNITY DEVELOPMENT				
003	Sale of Goods	-	-	-	-
TA1	REGISTRAR TAX APPEAL BOARD				
001	Sale of Publications	-	-	-	-
TC1	PERMANENT SECRETARY MINISTRY OF TOURISM, CULTURE AND THE ARTS				
001	National Cultural Council - Sale of Literature	-	-	-	-
WT2	TRANSPORT COMMISSIONER MINISTRY OF WORKS AND TRANSPORT				
002	Sale of Inspection Stickers (Ch. 48:50)	14,760,000	10,000,000	7,500,000	14,000,000
	Non-Industrial Sales Carried Forward	28,428,098	22,731,500	14,192,220	20,514,000

Trinidad and Tobago

Head 07 - OTHER NON-TAX REVENUE

Sub-Head / Receiver / Item / Sub-Item		2023 Actual	2024 Estimates	2024 Revised Estimates	2025 Estimates
04	Non-Industrial Sales - Brought Forward	\$ 28,428,098	\$ 22,731,500	\$ 14,192,220	\$ 20,514,000
WT3	DIRECTOR MARITIME SERVICES MINISTRY OF WORKS AND TRANSPORT				
001	Sale of Records	110,400	100,000	95,800	100,000
002	Navigational Aids	59,438	12,000	8,000	10,000
		169,838	112,000	103,800	110,000
YD1	PERMANENT SECRETARY MINISTRY OF YOUTH DEVELOPMENT AND NATIONAL SERVICE				
001	Persto Praesto Estate - Sale of Produce	-	-	-	-
002	Chatham Youth Camp	-	-	-	-
		-	-	-	-
	Sub-Head Total	28,597,936	22,843,500	14,296,020	20,624,000
06	Other (Miscellaneous)				
AG1	DEPUTY AUDITOR GENERAL AUDITOR GENERAL DEPARTMENT				
	CONTRIBUTION FOR AUDIT ACCOUNTS				
001	Port-of-Spain Corporation	-	56,000	56,000	50,000
002	San Fernando Corporation	-	62,000	62,000	38,000
003	Arima Borough Corporation	-	-	-	-
004	Point Fortin Borough Corporation	-	-	-	192,000
005	Agricultural Development Bank	-	52,000	200,000	-
006	Regional Corporations	258,184	98,300	98,300	90,000
	CONTRIBUTION FOR AUDIT ACCOUNTS				
008	Public Transport Service Corporation	-	72,000	69,700	-
009	Other Authorities	3,232,228	1,500,000	1,650,000	1,000,000
010	Chaguanas Borough Corporation	-	33,500	33,500	-
		3,490,412	1,873,800	2,169,500	1,370,000
AT4	CHIEF STATE SOLICITOR OFFICE OF THE AG AND MINISTRY OF LEGAL AFFAIRS				
001	Recovery of Cost	68,865	400,000	44,000	45,000
	Other (Miscellaneous) Carried Forward	3,559,277	2,273,800	2,213,500	1,415,000

Trinidad and Tobago

Head 07 - OTHER NON-TAX REVENUE

Sub-Head / Receiver / Item / Sub-Item		2023 Actual	2024 Estimates	2024 Revised Estimates	2025 Estimates
06	Other (Miscellaneous) - Brought Forward	\$ 3,559,277	\$ 2,273,800	\$ 2,213,500	\$ 1,415,000
ED1	PERMANENT SECRETARY MINISTRY OF EDUCATION				
001	Recoveries of Expenses from Government Scholars	25,382,192	22,000,000	24,300,000	22,000,000
EN1	PERMANENT SECRETARY MINISTRY OF ENERGY AND ENERGY INDUSTRIES				
001	Seismographic Surveys	2,725,831	1,000,000	3,700,000	3,000,000
002	Surplus Income from the Sale of Petroleum Products (Ch. 62:02)	17,939,041	120,000,000	42,000,000	80,000,000
		20,664,872	121,000,000	45,700,000	83,000,000
FA1	PERMANENT SECRETARY MINISTRY OF FOREIGN AND CARICOM AFFAIRS				
001	Contribution of Overseas Staff towards the Cost of Living Accommodation (Ch.23:01)	740,278	750,000	725,000	725,000
FN1	COMPTROLLER OF ACCOUNTS MINISTRY OF FINANCE				
001	Gain on Sale of Investments	39,390	30,000	30,000	30,000
002	Recoveries of Overpayments Relating to Previous Years (Ch. 69:01)	46,618,221	40,000,000	80,000,000	40,000,000
005	Life Insurance Companies Salary Deduction Plan	653,111	600,000	636,000	600,000
008	Telephone, Telegram and Cablegram Charges	55,498	1,000	-	-
009	Government Vehicles Insurance Fund	260,790	400,000	225,000	200,000
010	Sundry	772,504	2,000,000	500,000	500,000
011	Unclaimed Deposits	17,352,874	500,000	500,000	500,000
012	In-operative Accounts at Commercial Banks (Ch. 79:09)	19,594,682	18,000,000	20,035,500	20,000,000
016	Fees - Payment for the Use of Caption - "Brokers to the Government of Trinidad and Tobago."	-	-	-	-
020	Gain on Treasury Bills	-	-	-	-
023	Net Settlement on Swap Transaction - Loan - Citibank N.A.	-	-	-	-
025	Recovery of Expenses - Items issued to Public Officers for Personal Use	76,104	100,000	105,000	100,000
026	Caribbean Catastrophe Risk Insurance Facility Segregated Portfolio Company (CCRIF SPC)	48,803,692	5,000,000	1,000,000	5,000,000
027	Withdrawal, Redemption, Demonetization of One Cent Coins	509	1,000	-	25
028	Revaluation of Domestic Currencies	-	10,000	10,000	-
		134,227,375	66,642,000	103,041,500	66,930,025
	Other (Miscellaneous) Carried Forward	184,573,994	212,665,800	175,980,000	174,070,025

Trinidad and Tobago

Head 07 - OTHER NON-TAX REVENUE

Sub-Head / Receiver / Item / Sub-Item		2023 Actual	2024 Estimates	2024 Revised Estimates	2025 Estimates
		\$	\$	\$	\$
06	Other (Miscellaneous) - Brought Forward	184,573,994	212,665,800	175,980,000	174,070,025
FN3	COMPTROLLER OF CUSTOMS AND EXCISE MINISTRY OF FINANCE				
001	Excise Warehouse (Ch. 78:50)	969,720	780,000	1,250,000	1,100,000
NS2	CHIEF IMMIGRATION OFFICER MINISTRY OF NATIONAL SECURITY				
001	Refund of Repatriation Expenses (Ch. 18:01)	-	-	-	-
PL1	PERMANENT SECRETARY MINISTRY OF PLANNING AND DEVELOPMENT				
003	Damages and Recovery of Cost - Environmental Management Authority (Ch. 35:05)	207,212	150,000	291,000	200,000
SP1	PERMANENT SECRETARY MINISTRY OF SPORT AND COMMUNITY DEVELOPMENT				
001	Proceeds from Best Village	-	-	-	-
WT3	DIRECTOR MARITIME SERVICES MINISTRY OF WORKS AND TRANSPORT				
001	Overtime to Maritime Services Division	6,385	15,000	7,000	7,000
002	Navigational Aids Dues (formerly Operation and Maintenance of Navigational Aids) (Ch. 50:10)	5,081,135	5,000,000	6,300,000	6,000,000
003	Surveys and Examinations (Ch. 50:08)	42,840	45,000	29,000	30,000
		5,130,360	5,060,000	6,336,000	6,037,000
	Sub-Head Total	190,881,286	218,655,800	183,857,000	181,407,025

Trinidad and Tobago

Head 08 - REPAYMENT OF PAST LENDING

Sub-Head / Receiver / Item / Sub-Item		2023 Actual	2024 Estimates	2024 Revised Estimates	2025 Estimates
		\$	\$	\$	\$
03	Repayment of Loans by Public Enterprises	1,926,661	2,002,000,000	1,001,199,917	502,000,000
04	Repayment of Loans by Other Enterprises	19,667	250,000	17,826	30,000
06	Repayment of Other Loans	6,754,850	6,780,000	6,780,000	6,780,000
07	Repayment of International Loans	-	-	-	-
Total		8,701,178	2,009,030,000	1,007,997,743	508,810,000

Estimates 2025	...	508,810,000
Revised Estimates 2024	...	1,007,997,743
Decrease	...	499,187,743

Sub-Head / Receiver / Item / Sub-Item		2023 Actual	2024 Estimates	2024 Revised Estimates	2025 Estimates
03	Repayment of Loans by Public Enterprises	\$	\$	\$	\$
FNI	COMPTROLLER OF ACCOUNTS MINISTRY OF FINANCE				
023	PETROTRIN - Energy Sector Loan	-	-	-	-
028	Trinidad Generation Unlimited	-	-	-	-
029	UDECOTT	-	2,000,000,000	1,000,000,000	500,000,000
		-	2,000,000,000	1,000,000,000	500,000,000
HS1	PERMANENT SECRETARY MINISTRY OF HOUSING AND URBAN DEVELOPMENT				
002	NIPDEC-Prada Street/Flagstaff Hill	76,403	-	-	-
003	Shelter Construction Financing Facility	1,850,258	2,000,000	1,199,917	2,000,000
		1,926,661	2,000,000	1,199,917	2,000,000
Sub-Head Total		1,926,661	2,002,000,000	1,001,199,917	502,000,000

Trinidad and Tobago

Head 08 - REPAYMENT OF PAST LENDING

Sub-Head / Receiver / Item / Sub-Item		2023 Actual	2024 Estimates	2024 Revised Estimates	2025 Estimates
04	<u>Repayment of Loans by Other Enterprises</u>	\$	\$	\$	\$
FN1	COMPTROLLER OF ACCOUNTS MINISTRY OF FINANCE				
016	Principal Repayment on Liquidity Support to the GORTT by Credit Unions	19,667	250,000	17,826	30,000
	Sub-Head Total	19,667	250,000	17,826	30,000
06	<u>Repayment of Other Loans</u>				
FN1	COMPTROLLER OF ACCOUNTS MINISTRY OF FINANCE				
011	Government of St. Lucia	6,754,850	6,780,000	6,780,000	6,780,000
012	Government of Grenada	-	-	-	-
013	Government of St. Vincent	-	-	-	-
	Sub-Head Total	6,754,850	6,780,000	6,780,000	6,780,000

Trinidad and Tobago
Head 09 - CAPITAL REVENUE

Sub-Head / Receiver / Item / Sub-Item		2023 Actual	2024 Estimates	2024 Revised Estimates	2025 Estimates
		\$	\$	\$	\$
02	Sale of Assets	109,666,804	1,751,506,000	2,871,810,867	4,003,506,000
07	Unspent Balances Stat. Boards & Similar Bodies	5,094,435	4,000,000	5,000,000	4,000,000
09	Grants	11,032,554	1,000,000	150,000	3,750,000
10	Extraordinary	33,068,513	-	-	-
11	Transfers From Student Revolving Loan Fund	-	-	-	-
12	Transfers from Funds	-	-	-	-
Total		158,862,306	1,756,506,000	2,876,960,867	4,011,256,000

Estimates 2025	4,011,256,000
Revised Estimates 2024	2,876,960,867
Increase	<u>1,134,295,133</u>

Sub-Head / Receiver / Item / Sub-Item		2023 Actual	2024 Estimates	2024 Revised Estimates	2025 Estimates
		\$	\$	\$	\$
02	Sale of Assets				
AL3	COMMISSIONER OF STATE LANDS MINISTRY OF AGRICULTURE, LAND AND FISHERIES				
001	Sale of Lands Formerly Owned by Caroni (1975) Ltd	1,427,174	1,500,000	2,924,510	3,500,000
FN5	PERMANENT SECRETARY MINISTRY OF FINANCE (INVESTMENTS DIVISION)				
001	Sale of Shares in Methanol Holding International Limited (MHIL)	-	-	-	-
002	Sale of Other Assets	108,234,430	1,750,000,000	2,868,880,357	4,000,000,000
		108,234,430	1,750,000,000	2,868,880,357	4,000,000,000
PA1	PERMANENT SECRETARY MINISTRY OF PUBLIC ADMINISTRATION				
001	Sale of Government Buildings	-	-	-	-
002	Sale of Quarters of former Defence Officers - Diamond Vale	5,200	6,000	6,000	6,000
		5,200	6,000	6,000	6,000
Sub-Head Total		109,666,804	1,751,506,000	2,871,810,867	4,003,506,000

Trinidad and Tobago
Head 09 - CAPITAL REVENUE

Sub-Head / Receiver / Item / Sub-Item		2023 Actual	2024 Estimates	2024 Revised Estimates	2025 Estimates
07	<u>Unspent Balances Stat. Boards & Similar Bodies</u>	\$	\$	\$	\$
FN1	COMPTROLLER OF ACCOUNTS MINISTRY OF FINANCE				
001	Unspent Balances Stat. Boards & Similar Bodies	5,094,435	4,000,000	5,000,000	4,000,000
	Sub-Head Total	5,094,435	4,000,000	5,000,000	4,000,000
09	<u>Grants</u>				
FN1	COMPTROLLER OF ACCOUNTS MINISTRY OF FINANCE				
001	Grants	11,032,554	1,000,000	150,000	3,750,000
	Sub-Head Total	11,032,554	1,000,000	150,000	3,750,000
10	<u>Extraordinary</u>				
FN1	COMPTROLLER OF ACCOUNTS MINISTRY OF FINANCE				
010	Extraordinary Receipts	98,658	-	-	-
FN5	PERMANENT SECRETARY MINISTRY OF FINANCE (INVESTMENTS DIVISION)				
019	Winding Up of Union Estate Electricity Generation Company LTD (UEEGCL)	-	-	-	-
020	Winding up of the Human Capital Development Facilitation Company Limited (HCFCL)	-	-	-	-
021	Winding up of the DFL Caribbean Holdings Limited (DFLCHL)	-	-	-	-
022	Closure/Winding-up of the CLICO INVESTMENT FUND	32,969,855	-	-	-
		32,969,855	-	-	-
	Sub-Head Total	33,068,513	-	-	-

Trinidad and Tobago
Head 09 - CAPITAL REVENUE

Sub-Head / Receiver / Item / Sub-Item		2023 Actual	2024 Estimates	2024 Revised Estimates	2025 Estimates
12	<u>Transfers from Funds</u>	\$	\$	\$	\$
FN1	COMPTROLLER OF ACCOUNTS MINISTRY OF FINANCE				
002	Transfer from Caroni Reserve Fund	-	-	-	-
003	Transfer of Balance from the CARICOM Trade Support Fund	-	-	-	-
	Sub-Head Total	-	-	-	-

ESTIMATES OF REVENUE, 2025

Head : 10

Trinidad and Tobago

Head 10 - BORROWING

Sub-Head / Receiver / Item / Sub-Item		2023 Actual	2024 Estimates	2024 Revised Estimates	2025 Estimates
		\$	\$	\$	\$
FN1	COMPTROLLER OF ACCOUNTS MINISTRY OF FINANCE				
01	Domestic	9,793,067,596	8,279,983,374	8,056,519,336	10,815,536,434
02	Foreign	2,601,828,125	4,963,784,551	8,001,807,331	2,071,928,720
Total		12,394,895,721	13,243,767,925	16,058,326,667	12,887,465,154

Estimates 2025	12,887,465,154
Revised Estimates 2024	16,058,326,667
Decrease	<u>3,170,861,513</u>

Trinidad and Tobago
Head 11 - EXTRAORDINARY RECEIPTS

Sub-Head / Receiver / Item / Sub-Item		2023 Actual	2024 Estimates	2024 Revised Estimates	2025 Estimates
		\$	\$	\$	\$
FN1	COMPTROLLER OF ACCOUNTS MINISTRY OF FINANCE				
02	Transfers from the Heritage and Stabilisation Fund	-	-	2,495,628,130	-
Total		-	-	2,495,628,130	-

Estimates 2025	-
Revised Estimates 2024	2,495,628,130
Decrease	<u>2,495,628,130</u>

ESTIMATES OF REVENUE

TOBAGO

2025

ALSO INCLUDED IN MAIN REVENUE ESTIMATES

ESTIMATES, TOBAGO, FOR 2025

Abstract of Estimated Revenue for the year ending 30th September 2025, Revised Estimates of Revenue, 2024 and Actual Revenue, 2023

Head	2023 Actual	2024 Estimates	2024 Revised Estimates	2025 Estimates
	\$	\$	\$	\$
TAX REVENUE				
01. TAXES ON INCOME AND PROFITS	146,269,438	135,345,000	140,009,250	136,736,500
02. TAXES ON PROPERTY	74,815	3,660,000	3,591,000	3,920,000
03. TAXES ON GOODS AND SERVICES	60,700,368	65,655,100	51,377,490	59,692,090
04. TAXES ON INTERNATIONAL TRADE	2,506,958	2,500,500	2,200,500	2,200,500
05. OTHER TAXES	4,347,518	4,100,000	3,200,000	3,200,000
TOTAL TAX REVENUE	213,899,097	211,260,600	200,378,240	205,749,090
NON-TAX REVENUE				
06. PROPERTY INCOME	102,806	130,000	99,300	107,000
07. OTHER NON-TAX REVENUE	2,970,737	2,668,000	3,139,485	3,040,900
TOTAL NON-TAX REVENUE	3,073,543	2,798,000	3,238,785	3,147,900
GRAND TOTAL	216,972,640	214,058,600	203,617,025	208,896,990

ESTIMATES OF REVENUE - TOBAGO, 2025

Head : 01

Head 01 - TAXES ON INCOME AND PROFITS

Sub-Head / Receiver / Item / Sub-Item		2023 Actual	2024 Estimates	2024 Revised Estimates	2025 Estimates
		\$	\$	\$	\$
FN2	CHAIRMAN BOARD OF INLAND REVENUE MINISTRY OF FINANCE				
02	Other Companies (Ch. 75:02)	12,138,823	14,500,000	11,600,000	13,000,000
03	Individuals (Ch. 75:01)	116,405,842	105,000,000	112,333,500	108,000,000
04	Withholding Tax (Ch. 75:01)	36,337	45,000	49,200	36,500
07	Business Levy (Ch. 75:02)	9,594,555	7,800,000	8,097,950	7,800,000
09	Health Surcharge (Ch. 75:05)	8,093,881	8,000,000	7,928,600	7,900,000
Total		146,269,438	135,345,000	140,009,250	136,736,500

Estimates 2025	136,736,500
Revised Estimates 2024	140,009,250
Decrease	<u>3,272,750</u>

ESTIMATES OF REVENUE – TOBAGO, 2025

Head : 02

Head 02 - TAXES ON PROPERTY

Sub-Head / Receiver / Item / Sub-Item		2023 Actual	2024 Estimates	2024 Revised Estimates	2025 Estimates
01	Lands and Buildings Taxes (Ch. 76:04)	\$ 74,815	\$ 160,000	\$ 91,000	\$ 120,000
03	Property Tax	-	3,500,000	3,500,000	3,800,000
04	Industrial Land Tax	-	-	-	-
Total		74,815	3,660,000	3,591,000	3,920,000

Estimates 2025	3,920,000
Revised Estimates 2024	3,591,000
Increase	329,000

Sub-Head / Receiver / Item / Sub-Item		2023 Actual	2024 Estimates	2024 Revised Estimates	2025 Estimates
01	Lands and Buildings Taxes (Ch. 76:04)	\$	\$	\$	\$
R08	REVENUE OFFICER IV TOBAGO				
001	Lands and Buildings Taxes (Ch. 76:04)	74,815	160,000	91,000	120,000
Sub-Head Total		74,815	160,000	91,000	120,000
03	Property Tax				
FN2	CHAIRMAN BOARD OF INLAND REVENUE MINISTRY OF FINANCE				
001	Property Tax (Act No. 18 of 2009)	-	3,500,000	3,500,000	3,800,000
Sub-Head Total		-	3,500,000	3,500,000	3,800,000

ESTIMATES OF REVENUE - TOBAGO, 2025

Head : 02

Head 02 - TAXES ON PROPERTY

Sub-Head / Receiver / Item / Sub-Item		2023 Actual	2024 Estimates	2024 Revised Estimates	2025 Estimates
04	Industrial Land Tax	\$	\$	\$	\$
FN2	CHAIRMAN BOARD OF INLAND REVENUE MINISTRY OF FINANCE				
001	Industrial Land Tax	-	-	-	-
	Sub-Head Total	-	-	-	-

Head 03 - TAXES ON GOODS AND SERVICES

Sub-Head / Receiver / Item / Sub-Item		2023 Actual	2024 Estimates	2024 Revised Estimates	2025 Estimates
04	Liquor & Miscellaneous Business Licences & Fees	\$ 1,046,984	\$ 1,232,500	\$ 1,084,350	\$ 1,142,350
05	Motor Vehicles Taxes and Duties (Ch. 48:50)	6,720,816	7,444,400	5,626,740	6,862,340
06	Other	11,156,369	6,975,200	8,663,400	9,684,400
07	Value Added Tax	41,775,878	50,000,000	36,000,000	42,000,000
08	Alcohol and Tobacco Taxes	321	3,000	3,000	3,000
Total		60,700,368	65,655,100	51,377,490	59,692,090

Estimates 2025	59,692,090
Revised Estimates 2024	51,377,490
Increase	8,314,600

Sub-Head / Receiver / Item / Sub-Item		2023 Actual	2024 Estimates	2024 Revised Estimates	2025 Estimates
04	Liquor & Miscellaneous Business Licences & Fees	\$	\$	\$	\$
FN3	COMPTROLLER OF CUSTOMS AND EXCISE MINISTRY OF FINANCE				
003	Spirit Retailers, Towns (Ch. 84:10)	32,625	30,000	25,000	25,000
004	Spirit Retailers, Elsewhere (Ch. 84:10)	133,435	220,000	142,000	150,000
007	Spirit Grocers, Elsewhere (Ch. 84:10)	278,175	300,000	300,000	300,000
008	Spirit Dealers (Ch. 84:10)	-	-	-	-
009	Special Hotel up to 15 bedrooms (Ch. 84:10)	16,875	22,500	22,500	22,500
010	Special Hotel, 16-49 bedrooms (Ch. 84:10)	51,750	56,250	60,000	60,000
011	Special Hotel, 50-150 bedrooms (Ch. 84:10)	60,750	75,000	65,000	65,000
012	Special Hotel, more than 150 bedrooms (Ch. 84:10)	9,000	18,000	12,000	12,000
013	Hotel Spirit, up to 15 bedrooms (Ch. 84:10)	2,250	2,250	2,250	2,250
014	Hotel Spirit, 16-49 bedrooms (Ch. 84:10)	2,250	1,000	4,500	4,500
015	Hotel Spirit, 50 - 150 bedrooms (Ch. 84:10)	-	1,000	1,000	1,000
019	Restaurant, Elsewhere (Ch. 84:10)	6,750	4,500	4,500	4,500
022	Special Restaurant, Elsewhere (Ch. 84:10)	407,532	450,000	400,000	450,000
025	Night Bar, Elsewhere (Ch. 84:10)	-	200	200	200
028	Wine Retailers, Elsewhere (Ch. 84:10)	338	1,350	500	500
029	Wine Merchants (Ch. 84:10)	675	1,350	800	800
038	Clubs (Ch. 21:01)	4,500	10,000	5,000	5,000
		1,006,905	1,193,400	1,045,250	1,103,250
MJ1	CHIEF MAGISTRATE MAGISTRACY - JUDICIARY				
001	Occasional (Ch. 84:10)	39,920	39,000	39,000	39,000
Liquor & Miscellaneous Business Licences & Fees Carried Forward		1,046,825	1,232,400	1,084,250	1,142,250

Head 03 - TAXES ON GOODS AND SERVICES

Sub-Head / Receiver / Item / Sub-Item		2023 Actual	2024 Estimates	2024 Revised Estimates	2025 Estimates
04	Liquor & Miscellaneous Business Licences & Fees - Brought Forward	\$ 1,046,825	\$ 1,232,400	\$ 1,084,250	\$ 1,142,250
002	Transfer Fees (Ch. 84:10)	159	100	100	100
		40,079	39,100	39,100	39,100
	Sub-Head Total	1,046,984	1,232,500	1,084,350	1,142,350
05	Motor Vehicles Taxes and Duties (Ch. 48:50)				
FN2	CHAIRMAN BOARD OF INLAND REVENUE MINISTRY OF FINANCE				
001	Motor Vehicles Taxes (Ch. 48:50)	-	15,000	5,000	10,000
003	Tax on Transfer of Used Motor Vehicles (Ch. 48:50)	1,703,850	1,700,000	1,700,000	1,800,000
		1,703,850	1,715,000	1,705,000	1,810,000
FN3	COMPTROLLER OF CUSTOMS AND EXCISE MINISTRY OF FINANCE				
001	Motor Vehicles Taxes (Ch. 48:50)	40,144	50,000	50,000	50,000
WT2	TRANSPORT COMMISSIONER MINISTRY OF WORKS AND TRANSPORT				
002	3-Year Driving Permits (Ch. 48:50)	9,060	9,000	1,500	2,000
003	1-Year Driving Permits (Ch. 48:50)	3,840	4,200	3,000	4,600
004	Provisional Driving Permits (Ch. 48:50)	64,085	75,000	75,000	100,000
005	Conductors' Permits	-	-	-	-
006	Duplicate Permits (Ch. 48:50)	35,840	35,000	35,000	45,000
007	Taxi Drivers' Licences (Ch. 48:50)	600	2,000	1,000	2,000
008	Examination of Drivers (Ch. 48:50)	483,525	500,000	500,000	500,000
009	Road Permits (Ch. 48:50)	34,290	40,000	20,000	25,000
010	Inspection Fees (Ch. 48:50)	425,052	450,000	420,000	430,000
011	Driving Certificates (Ch. 48:50)	24,675	50,000	27,000	30,000
012	Dealers' Licences (Ch. 48:50)	40,000	45,000	45,000	45,000
013	Registration of Motor Vehicles (Ch. 48:50)	120,800	180,000	100,000	120,000
014	Certified Extracts of Register (Ch. 48:50)	448,500	400,000	400,000	420,000
015	Changes of Ownership (Ch. 48:50)	22,170	25,000	22,000	25,000
016	Amendments to Register (Ch. 48:50)	172,900	115,000	115,000	115,000
018	Examination Study Guides (Ch. 48:50)	19,275	20,000	22,000	25,000
019	Refund of Travelling Expenses	300	3,000	2,000	3,000
020	Miscellaneous	-	-	-	-
022	Licence Endorsements (Ch. 48:50)	5,670	10,000	5,000	7,000
023	Processing of H-Vehicles Applications (Ch. 48:50)	2,100	3,000	3,500	3,500
025	Renewal of Taxi Driver Licence/Badge (Ch. 48:50)	11,480	13,000	12,000	13,000
	Motor Vehicles Taxes and Duties (Ch. 48:50) Carried Forward	3,668,156	3,744,200	3,564,000	3,775,100

Head 03 - TAXES ON GOODS AND SERVICES

Sub-Head / Receiver / Item / Sub-Item		2023 Actual	2024 Estimates	2024 Revised Estimates	2025 Estimates
05	Motor Vehicles Taxes and Duties (Ch. 48:50) - Brought Forward	\$ 3,668,156	\$ 3,744,200	\$ 3,564,000	\$ 3,775,100
026	Application for Maxi-Taxi Licence (Ch. 48:53)	1,100	1,000	1,000	1,000
031	5 Year Driving Permits (Ch. 48:50)	2,868,000	3,500,000	2,000,000	3,000,000
032	4 Year Driving Permits (Ch. 48:50)	10,400	9,000	2,000	3,000
033	2 Year Driving Permits (Ch. 48:50)	6,200	5,000	1,500	3,000
034	Subsequent Duplicate of a Licence or Permit (Ch. 48:50)	7,800	15,000	8,000	10,000
035	Duplicate Licence\Badge for Taxi Drivers (Ch. 48:50)	160	200	240	240
036	Subsequent Duplicate Licence\Badge for Taxi Drivers (Ch. 48:50)	-	-	-	-
037	10 Year Driving Permits (Ch. 48:50)	159,000	170,000	50,000	70,000
		4,976,822	5,679,400	3,871,740	5,002,340
	Sub-Head Total	6,720,816	7,444,400	5,626,740	6,862,340
06	Other				
AL1	PERMANENT SECRETARY MINISTRY OF AGRICULTURE, LAND AND FISHERIES				
002	Wild Animals and Birds (Ch. 67:01)	22,700	30,000	20,000	25,000
AT4	CHIEF STATE SOLICITOR OFFICE OF THE AG AND MINISTRY OF LEGAL AFFAIRS				
001	Commissioners of Affidavits (Ch. 6:52)	400	700	700	700
EN1	PERMANENT SECRETARY MINISTRY OF ENERGY AND ENERGY INDUSTRIES				
001	Marketing Licences (Retail at Petrol Stations, etc) (Ch. 62:01)	18,000	12,000	12,000	12,000
003	Pipe Lines Licences (Ch. 62:01)	-	-	-	-
006	Marketing Licences for Petroleum By-products (Ch. 62:01)	-	-	-	-
		18,000	12,000	12,000	12,000
FN2	CHAIRMAN BOARD OF INLAND REVENUE MINISTRY OF FINANCE				
004	Tax Clearance Certificates (Ch. 75:01 and Ch. 75:06)	56,000	60,000	56,000	56,800
005	Moneylenders (Ch. 84:04)	1,500	1,500	1,500	1,500
006	Pawnbrokers (Ch. 84:05)	-	2,500	1,000	2,500
	Other				
	Carried Forward	98,600	106,700	91,200	98,500

Head 03 - TAXES ON GOODS AND SERVICES

Sub-Head / Receiver / Item / Sub-Item		2023 Actual	2024 Estimates	2024 Revised Estimates	2025 Estimates
06	Other	\$	\$	\$	\$
	- Brought Forward	98,600	106,700	91,200	98,500
015	Hotel Room Tax (Ch. 77:01)	9,921,486	5,000,000	8,000,000	9,000,000
019	Transaction Tax on Financial Services (Ch. 77:01)	90,973	420,000	90,000	91,000
020	Insurance Premium Tax (Ch. 77:01)	-	1,500	1,500	1,500
021	Club Gaming Tax (Ch. 21:01)	812,860	1,300,000	140,000	150,000
		10,882,819	6,785,500	8,290,000	9,303,300
HE1	PERMANENT SECRETARY MINISTRY OF HEALTH				
003	Application for Registration of a Pesticide (Ch. 30:03)	-	1,500	-	1,000
005	Application for Licensing of Premises for Pesticides (Ch. 30:03)	1,600	2,500	5,000	5,000
006	Application for Shopkeeper Licence to Sell Drugs (Ch. 29:52)	750	1,000	2,000	2,000
		2,350	5,000	7,000	8,000
MJ1	CHIEF MAGISTRATE MAGISTRACY - JUDICIARY				
002	Cinema (Ch. 20:10)	-	1,500	-	1,500
003	Explosives (Ch. 16:02)	1,250	1,000	1,000	1,000
004	Sale of Old Metal and Marine Stores (Ch. 84:07)	200	-	-	-
005	Hucksters and Pedlars (Ch. 84:09)	960	100	600	600
006	Precious Metals and Stones (Ch. 84:06)	600	1,500	1,000	1,000
008	Theatres and Dance Halls (Ch. 21:03)	8,525	6,000	4,500	4,500
009	Tourist Guides (Ch. 11:02)	100	300	100	300
		11,635	10,400	7,200	8,900
NS2	CHIEF IMMIGRATION OFFICER MINISTRY OF NATIONAL SECURITY				
001	Departure Tax - Ports other than Airports (Ch. 77:01)	18,600	15,000	9,000	9,000
NS3	COMMISSIONER OF POLICE TRINIDAD AND TOBAGO POLICE SERVICE				
001	Firearms and Ammunition (Ch. 16:01)	185,440	100,000	300,000	300,000
002	Fees for Pepper Spray Permits (Ch. 16:01 - Act No. 7 of 2021)	250	300	300	300
		185,690	100,300	300,300	300,300
PUI	PERMANENT SECRETARY MINISTRY OF PUBLIC UTILITIES				
007	Housing Electricians (Ch. 54:71)	8,800	8,500	7,000	7,000
	Other				
	Carried Forward	11,150,994	6,967,400	8,653,200	9,674,200

Head 03 - TAXES ON GOODS AND SERVICES

Sub-Head / Receiver / Item / Sub-Item		2023 Actual	2024 Estimates	2024 Revised Estimates	2025 Estimates
06	Other - Brought Forward	\$ 11,150,994	\$ 6,967,400	\$ 8,653,200	\$ 9,674,200
S11	REGISTRAR SUPREME COURT - JUDICIARY				
001	Bailiffs - (Ch. 4:61 - Act No. 58 of 2000)	500	1,000	700	700
WT3	DIRECTOR MARITIME SERVICES MINISTRY OF WORKS AND TRANSPORT				
003	Motor Launches (Ch. 50:08)	3,200	4,000	7,000	7,000
005	Registration of Ships (Ch 50:10)	1,375	2,500	2,500	2,500
008	Boatmasters and Boat Engineers Licences (Ch. 50:10)	300	300	-	-
		4,875	6,800	9,500	9,500
	Sub-Head Total	11,156,369	6,975,200	8,663,400	9,684,400
07	Value Added Tax				
FN2	CHAIRMAN BOARD OF INLAND REVENUE MINISTRY OF FINANCE				
001	Value Added Tax (Ch. 75:06) Act No. 37 of 1989	41,775,878	50,000,000	36,000,000	42,000,000
	Sub-Head Total	41,775,878	50,000,000	36,000,000	42,000,000
08	Alcohol and Tobacco Taxes				
FN3	COMPTROLLER OF CUSTOMS AND EXCISE MINISTRY OF FINANCE				
002	Tobacco Tax (Ch. 77:01)	321	3,000	3,000	3,000
	Sub-Head Total	321	3,000	3,000	3,000

ESTIMATES OF REVENUE - TOBAGO, 2025

Head : 04

Head 04 - TAXES ON INTERNATIONAL TRADE

Sub-Head / Receiver / Item / Sub-Item		2023 Actual	2024 Estimates	2024 Revised Estimates	2025 Estimates
01	Import Duties	\$ 2,506,958	\$ 2,500,500	\$ 2,200,500	\$ 2,200,500
Total		2,506,958	2,500,500	2,200,500	2,200,500

Estimates 2025	2,200,500
Revised Estimates 2024	2,200,500
					Nil

Sub-Head / Receiver / Item / Sub-Item		2023 Actual	2024 Estimates	2024 Revised Estimates	2025 Estimates
FN3	COMPTROLLER OF CUSTOMS AND EXCISE MINISTRY OF FINANCE	\$	\$	\$	\$
001	Import Duties (Ch. 78:01)	2,506,958	2,500,000	2,200,000	2,200,000
004	Special Tax -Household Effects (Ch. 77:01)	-	-	-	-
005	Import Surcharge (Ch. 77:01)	-	500	500	500
		2,506,958	2,500,500	2,200,500	2,200,500
Sub-Head Total		2,506,958	2,500,500	2,200,500	2,200,500

ESTIMATES OF REVENUE - TOBAGO, 2025

Head : 05

Head 05 - OTHER TAXES

Sub-Head / Receiver / Item / Sub-Item		2023 Actual	2024 Estimates	2024 Revised Estimates	2025 Estimates
		\$	\$	\$	\$
FN2	CHAIRMAN BOARD OF INLAND REVENUE MINISTRY OF FINANCE				
01	Stamp Duties (Ch. 76:01)	4,347,518	4,100,000	3,200,000	3,200,000
Total		4,347,518	4,100,000	3,200,000	3,200,000

Estimates 2025	3,200,000
Revised Estimates	2024	3,200,000
					NIL

ESTIMATES OF REVENUE - TOBAGO, 2025

Head : 06

Head 06 - PROPERTY INCOME

Sub-Head / Receiver / Item / Sub-Item		2023 Actual	2024 Estimates	2024 Revised Estimates	2025 Estimates
01	Rental Income	\$ 94,489	\$ 128,000	\$ 91,300	\$ 99,000
02	Interest Income	317	2,000	-	-
03	Royalties	8,000	-	8,000	8,000
Total		102,806	130,000	99,300	107,000

Estimates 2025	107,000
Revised Estimates 2024	99,300
Increase	7,700

Sub-Head / Receiver / Item / Sub-Item		2023 Actual	2024 Estimates	2024 Revised Estimates	2025 Estimates
01	Rental Income	\$	\$	\$	\$
AL3	COMMISSIONER OF STATE LANDS MINISTRY OF AGRICULTURE, LAND AND FISHERIES				
001	Ground Rents (excluding Quarries, Sand and Gravel Pits) (Ch. 57:01)	7,002	3,500	5,000	5,000
002	Wayleave for Oil Pipes along Roads	-	-	-	-
005	Rents of Housing Lots - Trinidad & Tobago Housing Development Corporation	24,623	15,000	24,000	24,000
		31,625	18,500	29,000	29,000
PA1	PERMANENT SECRETARY MINISTRY OF PUBLIC ADMINISTRATION				
001	Lease Payment/Rents of Government Buildings	2,114	14,500	-	-
SP1	PERMANENT SECRETARY MINISTRY OF SPORT AND COMMUNITY DEVELOPMENT				
012	Proceeds from Dwight Yorke Stadium -Bacolet	60,750	95,000	62,300	70,000
WT3	DIRECTOR MARITIME SERVICES MINISTRY OF WORKS AND TRANSPORT				
001	Rental of Vessels - Maritime Services	-	-	-	-
Sub-Head Total		94,489	128,000	91,300	99,000

Head 06 - PROPERTY INCOME

Sub-Head / Receiver / Item / Sub-Item		2023 Actual	2024 Estimates	2024 Revised Estimates	2025 Estimates
02	<u>Interest Income</u>	\$	\$	\$	\$
FNI	COMPTROLLER OF ACCOUNTS MINISTRY OF FINANCE				
003 17	Interest on Loans and Advances Interest on Loans to Public Servants	317	2,000	-	-
	Sub-Head Total	317	2,000	-	-
03	<u>Royalties</u>				
ENI	PERMANENT SECRETARY MINISTRY OF ENERGY AND ENERGY INDUSTRIES				
003	Quarries, Sand and Gravel Pits (Ch. 61:03)	8,000	-	8,000	8,000
	Sub-Head Total	8,000	-	8,000	8,000

ESTIMATES OF REVENUE - TOBAGO, 2025

Head : 07

Head 07 - OTHER NON-TAX REVENUE

Sub-Head / Receiver / Item / Sub-Item		2023 Actual	2024 Estimates	2024 Revised Estimates	2025 Estimates
01	Administrative Fees and Charges	\$ 2,736,105	\$ 2,546,000	\$ 2,644,635	\$ 2,655,800
02	Fines and Forfeitures	183,600	65,000	447,000	330,000
03	Pension Contributions	-	-	-	-
04	Non-Industrial Sales	24,213	27,000	21,850	26,800
06	Other (Miscellaneous)	26,819	30,000	26,000	28,300
Total		2,970,737	2,668,000	3,139,485	3,040,900

Estimates 2025	3,040,900
Revised Estimates 2024	3,139,485
Decrease	98,585

Sub-Head / Receiver / Item / Sub-Item		2023 Actual	2024 Estimates	2024 Revised Estimates	2025 Estimates
01	Administrative Fees and Charges	\$	\$	\$	\$
AL1	PERMANENT SECRETARY MINISTRY OF AGRICULTURE, LAND AND FISHERIES				
004	Veterinary Officers' Fees (Ch. 67:04)	-	-	-	-
AT6	REGISTRAR GENERAL OFFICE OF THE AG AND MINISTRY OF LEGAL AFFAIRS				
001	Registrar General (Ch. 19:03)	818,361	800,000	800,000	800,000
002	Application for Marriage Officers' Licence (Ch. 45:01)	-	-	-	-
004	Renewal of Marriage Officers' Licence (Ch. 45:01)	-	-	-	-
		818,361	800,000	800,000	800,000
EB1	CHIEF ELECTION OFFICER ELECTIONS AND BOUNDARIES COMMISSION				
001	Fees for the Replacement of Identification Cards (Ch. 2:01)	18,035	20,000	15,000	16,000
ED1	PERMANENT SECRETARY MINISTRY OF EDUCATION				
004	External Examination - Local Fees for Candidates	5,982	5,000	4,000	5,000
	Administrative Fees and Charges Carried Forward	842,378	825,000	819,000	821,000

Head 07 - OTHER NON-TAX REVENUE

Sub-Head / Receiver / Item / Sub-Item		2023 Actual	2024 Estimates	2024 Revised Estimates	2025 Estimates
01	Administrative Fees and Charges - Brought Forward	\$ 842,378	\$ 825,000	\$ 819,000	\$ 821,000
012	Registration of Teachers	565	600	750	700
013	Examination Fees not Elsewhere Classified	260,852	220,000	200,000	200,000
014	Sale of Dictionary of Occupational Titles	-	-	-	-
015	Fees - Certified Examinations Statements and Transcripts	50	300	50	200
017	Examination Fees	520	100	635	600
		267,969	226,000	205,435	206,500
FN2	CHAIRMAN BOARD OF INLAND REVENUE MINISTRY OF FINANCE				
002	Warden's Search Fees	4,505	4,000	3,500	3,500
FN3	COMPTROLLER OF CUSTOMS AND EXCISE MINISTRY OF FINANCE				
001	Comptroller of Customs and Excise (Ch. 78:01)	38,305	45,000	50,000	50,000
002	Processing of Bills of Sight (Ch. 78:01)	40	-	-	-
003	Container Processing Fees (Ch. 78:01)	-	-	-	-
004	Customs Declaration Transaction User Fee(Ch. 78:01)	31,588	35,000	30,000	30,000
		69,933	80,000	80,000	80,000
HE1	PERMANENT SECRETARY MINISTRY OF HEALTH				
003	Chemist (Ch. 30:01) (Ch. 30:03)	180	1,500	200	1,000
MJ1	CHIEF MAGISTRATE MAGISTRACY - JUDICIARY				
001	District and Petty Civil Courts (Ch. 4:21)	-	-	-	-
002	Magistrates' Courts (Ch. 4:20)	-	-	-	-
003	Liquor Licences - Application Fees (Ch. 84:10)	-	-	200	-
004	Magistrates' Notes of Evidence (Ch. 4:20)	-	-	-	-
		-	-	200	-
NS1	PERMANENT SECRETARY MINISTRY OF NATIONAL SECURITY				
004	Work Permits - Duration Fees (Ch. 18:01)	-	-	-	-
NS2	CHIEF IMMIGRATION OFFICER MINISTRY OF NATIONAL SECURITY				
001	Passport and Permit Fees (Ch. 18:01)	636,600	600,000	695,000	695,000
002	Immigration-Boarding and Clearing Fees(Ch. 18:01)	18,500	20,000	20,000	20,000
	Administrative Fees and Charges Carried Forward	1,834,083	1,751,500	1,819,335	1,822,000

Head 07 - OTHER NON-TAX REVENUE

Sub-Head / Receiver / Item / Sub-Item		2023 Actual	2024 Estimates	2024 Revised Estimates	2025 Estimates
01	Administrative Fees and Charges - Brought Forward	\$ 1,834,083	\$ 1,751,500	\$ 1,819,335	\$ 1,822,000
005	Restoration of Citizenship - Application Fees (Ch. 1:50)	-	500	200	500
006	Restoration of Citizenship - Certificate Fees (Ch. 1:50)	500	-	600	600
007	Issue of Letters Confirming Citizenship or Residence (Ch. 18:01)	2,500	3,000	4,200	4,200
		-----	-----	-----	-----
NS3	COMMISSIONER OF POLICE TRINIDAD AND TOBAGO POLICE SERVICE	658,100	623,500	720,000	720,300
003	Miscellaneous	376,100	300,000	360,000	360,000
004	Fees for Lodgement of Firearms (Ch. 16:01)	-	-	-	-
		-----	-----	-----	-----
NS4	CHIEF FIRE OFFICER MINISTRY OF NATIONAL SECURITY	376,100	300,000	360,000	360,000
001	Special Services (Ch. 35:50)	46,390	45,000	42,000	45,000
PUI	PERMANENT SECRETARY MINISTRY OF PUBLIC UTILITIES				
004	Government Electrical Inspectors' Fees (Ch. 54:72)	429,463	400,000	400,000	400,000
SC1	DIRECTOR OF PERSONNEL ADMINISTRATION SERVICE COMMISSIONS DEPARTMENT				
001	Civil Service Entrance Examination Fees (Ch. 23:01)	23,650	20,000	3,000	3,000
SJ1	REGISTRAR SUPREME COURT - JUDICIARY				
001	Registrar, Supreme Court (Ch. 4:01)	1,059	1,000	300	500
004	Marshal (Ch. 4:01)	-	-	-	-
		-----	-----	-----	-----
WT2	TRANSPORT COMMISSIONER MINISTRY OF WORKS AND TRANSPORT	1,059	1,000	300	500
001	Weighbridge Fees (Ch. 48:50)	22,360	25,000	15,000	20,000
Sub-Head Total		2,736,105	2,546,000	2,644,635	2,655,800

Head 07 - OTHER NON-TAX REVENUE

Sub-Head / Receiver / Item / Sub-Item		2023 Actual	2024 Estimates	2024 Revised Estimates	2025 Estimates
02	<u>Fines and Forfeitures</u>	\$	\$	\$	\$
FN3	COMPTROLLER OF CUSTOMS AND EXCISE MINISTRY OF FINANCE				
001	Fines and Seizures (Ch. 78:50)(Ch. 78:01)	-	-	16,000	16,000
MJ1	CHIEF MAGISTRATE MAGISTRACY - JUDICIARY				
001	Magistrates' Courts (Ch. 4:20)	2,550	5,000	8,500	8,500
002	Petty Civil Courts	-	-	-	-
003	Poundage Fees (Ch. 67:03)	2,500	3,000	1,500	2,000
005	Motor Vehicles and Road Traffic (Fixed Penalty) (Amendment)Regulations,1984(Ticket System) (Ch. 48:52)	-	-	-	-
		5,050	8,000	10,000	10,500
PM1	PERMANENT SECRETARY TO THE PRIME MINISTER OFFICE OF THE PRIME MINISTER				
001	Penalties and Fines National Library and Information Services (NALIS)	-	-	-	-
SJ1	REGISTRAR SUPREME COURT - JUDICIARY				
001	Supreme Court (Ch. 4:01)	20,600	5,000	400	1,000
002	Poundage Fees (Ch. 4:01)	-	-	-	-
		20,600	5,000	400	1,000
WT2	TRANSPORT COMMISSIONER MINISTRY OF WORKS AND TRANSPORT				
001	Fines - Late Registration of Transfer (Used Motor Vehicles) (Ch. 48:50)	2,200	2,000	3,600	2,500
002	Penalty-Late Renewal of Driving Permits (Ch. 48:50)	155,750	50,000	417,000	300,000
003	Fixed Penalty Traffic Ticketing System - Motor Vehicles and Road Traffic Act. (Amendment) Act No. 9 of 2017	-	-	-	-
		157,950	52,000	420,600	302,500
	Sub-Head Total	183,600	65,000	447,000	330,000

Head 07 - OTHER NON-TAX REVENUE

Sub-Head / Receiver / Item / Sub-Item		2023 Actual	2024 Estimates	2024 Revised Estimates	2025 Estimates
03	<u>Pension Contributions</u>	\$	\$	\$	\$
FN1	COMPTROLLER OF ACCOUNTS MINISTRY OF FINANCE				
006	Members of Parliament	-	-	-	-
	Sub-Head Total	-	-	-	-
04	<u>Non-Industrial Sales</u>				
AL1	PERMANENT SECRETARY MINISTRY OF AGRICULTURE, LAND AND FISHERIES				
012	Chaguaramas Agricultural Development Project	1,098	-	1,300	1,100
EB1	CHIEF ELECTION OFFICER ELECTIONS AND BOUNDARIES COMMISSION				
001	Electoral - Sale of Lists (Ch. 2:01)	90	500	500	1,000
003	Electoral - Sale of Maps (Ch. 2:01)	305	500	300	1,000
004	Electoral - Sale of Reports (Ch. 2:01)	100	500	100	1,000
		495	1,500	900	3,000
FN3	COMPTROLLER OF CUSTOMS AND EXCISE MINISTRY OF FINANCE				
001	Sale of Spirits Stock Books (Ch. 84:10)	1,150	500	1,150	1,200
002	Sale of Certificate Books (Spirit Removal) (Ch. 84:10)	5,830	6,000	4,500	4,500
		6,980	6,500	5,650	5,700
PM1	PERMANENT SECRETARY TO THE PRIME MINISTER OFFICE OF THE PRIME MINISTER				
001	Printing and Stationery	15,640	19,000	14,000	17,000
WT2	TRANSPORT COMMISSIONER MINISTRY OF WORKS AND TRANSPORT				
002	Sale of Inspection Stickers (Ch. 48:50)	-	-	-	-
	Sub-Head Total	24,213	27,000	21,850	26,800

Head 07 - OTHER NON-TAX REVENUE

Sub-Head / Receiver / Item / Sub-Item		2023 Actual	2024 Estimates	2024 Revised Estimates	2025 Estimates
06	<u>Other (Miscellaneous)</u>	\$	\$	\$	\$
FN1	COMPTROLLER OF ACCOUNTS MINISTRY OF FINANCE				
002	Recoveries of Overpayments Relating to Previous Years (Ch. 69:01)	3,255	5,000	6,900	6,000
005	Life Insurance Companies Salary Deduction Plan	504	600	600	600
008	Telephone, Telegram and Cablegram Charges	-	-	-	-
010	Sundry	10	300	100	100
025	Recovery of Expenses - Items issued to Public Officers for Personal Use	-	100	100	100
		-----	-----	-----	-----
		3,769	6,000	7,700	6,800
WT3	DIRECTOR MARITIME SERVICES MINISTRY OF WORKS AND TRANSPORT				
001	Overtime to Maritime Services Division	990	1,500	1,000	1,000
002	Navigational Aids Dues (formerly Operation and Maintenance of Navigational Aids) (Ch. 50:10)	22,060	22,000	17,000	20,000
003	Surveys and Examinations (Ch. 50:08)	-	500	300	500
		-----	-----	-----	-----
		23,050	24,000	18,300	21,500
		-----	-----	-----	-----
	Sub-Head Total	26,819	30,000	26,000	28,300

APPENDIX I
RECEIVERS OF REVENUE AND CODES

Appendix 1
RECEIVERS OF REVENUE AND CODES

		HEAD/SUB HEAD/ITEM
AG1	DEPUTY AUDITOR GENERAL AUDITOR GENERAL DEPARTMENT	07/06(001-010)
AL1	PERMANENT SECRETARY MINISTRY OF AGRICULTURE, LAND AND FISHERIES	03/06(001-007) 07/01(001-010) 07/04(001-024)
AL2	DIRECTOR OF SURVEYS MINISTRY OF AGRICULTURE, LAND AND FISHERIES	07/04(001-004)
AL3	COMMISSIONER OF STATE LANDS MINISTRY OF AGRICULTURE, LAND AND FISHERIES	06/01(001-006) 06/06(001-004) 07/01(001-007) 09/02(001)
AT4	CHIEF STATE SOLICITOR OFFICE OF THE AG AND MINISTRY OF LEGAL AFFAIRS	03/06(001) 07/01(001-004) 07/06(001)
AT5	PERMANENT SECRETARY OFFICE OF THE AG AND MINISTRY OF LEGAL AFFAIRS	07/04(001)
AT6	REGISTRAR GENERAL OFFICE OF THE AG AND MINISTRY OF LEGAL AFFAIRS	07/01(001-004)

Receivers of Revenue should note that items shown give the range of items under their jurisdiction. Reference should be made to the details under the Heads of Revenue for their specific item/s.

Appendix 1
RECEIVERS OF REVENUE AND CODES

		HEAD/SUB HEAD/ITEM
AT7	CONTROLLER INTELLECTUAL PROPERTY OFFICE OFFICE OF THE AG AND MINISTRY OF LEGAL AFFAIRS	07/01(001)
EB1	CHIEF ELECTION OFFICER ELECTIONS AND BOUNDARIES COMMISSION	07/01(001) 07/04(001-004)
ED1	PERMANENT SECRETARY MINISTRY OF EDUCATION	06/01(001) 07/01(004-017) 07/06(001)
EN1	PERMANENT SECRETARY MINISTRY OF ENERGY AND ENERGY INDUSTRIES	03/06(001-003,006,010,011-012,015,017) 06/03(001-003) 06/06(001-002) 07/01(001-020) 07/04(001) 07/06(001-002)
ET1	REGISTRAR EQUAL OPPURTUNITY TRIBUNAL	07/01(001)
FA1	PERMANENT SECRETARY MINISTRY OF FOREIGN AND CARICOM AFFAIRS	07/01(002) 07/06(001)

Receivers of Revenue should note that items shown give the range of items under their jurisdiction. Reference should be made to the details under the Heads of Revenue for their specific item/s.

Appendix 1
RECEIVERS OF REVENUE AND CODES

		HEAD/SUB HEAD/ITEM
FN1	COMPTROLLER OF ACCOUNTS MINISTRY OF FINANCE	06/02(001-005)
		06/04(001-002)
		06/05(001)
		07/01(001-002)
		07/02(001)
		07/03(001-009)
		07/04(001)
		07/06(001-028)
		08/03(023-029)
		08/04(016)
		08/06(011-013)
		09/07(001)
		09/09(001)
		09/10(010)
		09/12(002-003)
10/01-02		
11/02		
FN2	CHAIRMAN BOARD OF INLAND REVENUE MINISTRY OF FINANCE	01/01-09
		02/03(001)
		02/04(001)
		03/05(001, 003)
		03/06(001, 004-006, 015, 019-022)
		03/07(001)
		05/01
		07/01(001-003)
FN3	COMPTROLLER OF CUSTOMS AND EXCISE MINISTRY OF FINANCE	03/02(001-007)
		03/04(001-039)
		03/05(001)
		03/06(004-005)
		03/08(001-002)
		03/09(001)
		04/01(001-005)
		04/02(001-003)
		07/01(001-004)
		07/02(001)
07/04(001-004)		
07/06(001)		

Receivers of Revenue should note that items shown give the range of items under their jurisdiction. Reference should be made to the details under the Heads of Revenue for their specific item/s.

Appendix 1
RECEIVERS OF REVENUE AND CODES

		HEAD/SUB HEAD/ITEM
FN5	PERMANENT SECRETARY MINISTRY OF FINANCE (INVESTMENTS DIVISION)	06/02(001) 06/04(002-003) 06/05(001) 09/02(001-002) 09/10(019-022)
FN6	PERMANENT SECRETARY MINISTRY OF FINANCE	07/02(001)
FN7	SUPERVISOR OF INSOLVENCY OFFICE OF THE SUPERVISOR OF INSOLVENCY	07/01(001)
HE1	PERMANENT SECRETARY MINISTRY OF HEALTH	03/06(002-007) 07/01(003-009) 07/04(003)
HS1	PERMANENT SECRETARY MINISTRY OF HOUSING AND URBAN DEVELOPMENT	06/06(002-003) 08/03(002-003)
IC1	REGISTRAR INDUSTRIAL COURT	07/02(001) 07/04(001)

Receivers of Revenue should note that items shown give the range of items under their jurisdiction. Reference should be made to the details under the Heads of Revenue for their specific item/s.

Appendix 1
RECEIVERS OF REVENUE AND CODES

		HEAD/SUB HEAD/ITEM
IC2	REGISTRAR INTEGRITY COMMISSION	07/01(001)
LE1	PERMANENT SECRETARY MINISTRY OF LABOUR	07/01(001)
MJ1	CHIEF MAGISTRATE MAGISTRACY - JUDICIARY	03/04(001-002) 03/06(001-009) 07/01(001-005) 07/02(001-006)
NS1	PERMANENT SECRETARY MINISTRY OF NATIONAL SECURITY	07/01(001-008)
NS2	CHIEF IMMIGRATION OFFICER MINISTRY OF NATIONAL SECURITY	03/06(001) 07/01(001-009) 07/02(001) 07/06(001)
NS3	COMMISSIONER OF POLICE TRINIDAD AND TOBAGO POLICE SERVICE	03/06(001-002) 07/01(001-005)
NS4	CHIEF FIRE OFFICER MINISTRY OF NATIONAL SECURITY	07/01(001) 07/02(001)

Receivers of Revenue should note that items shown give the range of items under their jurisdiction. Reference should be made to the details under the Heads of Revenue for their specific item/s.

Appendix 1
RECEIVERS OF REVENUE AND CODES

		HEAD/SUB HEAD/ITEM
NS5	COMMISSIONER OF PRISONS MINISTRY OF NATIONAL SECURITY	07/02(001) 07/04(001)
PA1	PERMANENT SECRETARY MINISTRY OF PUBLIC ADMINISTRATION	06/01(001-002) 09/02(001-002)
PL1	PERMANENT SECRETARY MINISTRY OF PLANNING AND DEVELOPMENT	07/01(001) 07/06(003)
PL2	DIRECTOR OF STATISTICS MINISTRY OF PLANNING AND DEVELOPMENT	07/01(001-002)
PM1	PERMANENT SECRETARY TO THE PRIME MINISTER OFFICE OF THE PRIME MINISTER	07/01(001) 07/02(001) 07/04(001)
PU1	PERMANENT SECRETARY MINISTRY OF PUBLIC UTILITIES	03/06(007) 07/01(004-007)

Receivers of Revenue should note that items shown give the range of items under their jurisdiction. Reference should be made to the details under the Heads of Revenue for their specific item/s.

Appendix 1
RECEIVERS OF REVENUE AND CODES

		HEAD/SUB HEAD/ITEM
R01	REVENUE OFFICER V ST GEORGE WEST, MINISTRY OF FINANCE	02/01(001)
R02	REVENUE OFFICER IV ST GEORGE EAST, MINISTRY OF FINANCE	02/01(001)
R03	REVENUE OFFICER IV CARONI / CHAGUANAS, MINISTRY OF FINANCE	02/01(001)
R04	REVENUE OFFICER IV ST ANDREW/ ST DAVID, MINISTRY OF FINANCE	02/01(001)
R05	REVENUE OFFICER IV ST PATRICK, MINISTRY OF FINANCE	02/01(001)
R06	REVENUE OFFICER IV NARIVA / MAYARO, MINISTRY OF FINANCE	02/01(001)
R07	REVENUE OFFICER IV VICTORIA, MINISTRY OF FINANCE	02/01(001)
R08	REVENUE OFFICER IV TOBAGO	02/01(001)
SC1	DIRECTOR OF PERSONNEL ADMINISTRATION SERVICE COMMISSIONS DEPARTMENT	07/01(001-002) 07/02(001)

Receivers of Revenue should note that items shown give the range of items under their jurisdiction. Reference should be made to the details under the Heads of Revenue for their specific item/s.

Appendix 1
RECEIVERS OF REVENUE AND CODES

		HEAD/SUB HEAD/ITEM
SD1	PERMANENT SECRETARY MINISTRY OF SOCIAL DEVELOPMENT AND FAMILY SERVICES	07/01(001)
SJ1	REGISTRAR SUPREME COURT - JUDICIARY	03/06(001) 07/01(001-005) 07/02(001-002) 07/04(001)
SP1	PERMANENT SECRETARY MINISTRY OF SPORT AND COMMUNITY DEVELOPMENT	06/01(001-008, 010-012, 016) 07/01(001) 07/04(003) 07/06(001)
TA1	REGISTRAR TAX APPEAL BOARD	07/01(001) 07/04(001)
TC1	PERMANENT SECRETARY MINISTRY OF TOURISM, CULTURE AND THE ARTS	06/01(002-010) 07/04(001)
TR1	PERMANENT SECRETARY MINISTRY OF TRADE AND INDUSTRY	03/03(001-003) 03/06(001-007) 06/01(001-002) 07/01(001-002) 07/02(001-011)

Receivers of Revenue should note that items shown give the range of items under their jurisdiction. Reference should be made to the details under the Heads of Revenue for their specific item/s.

Appendix 1
RECEIVERS OF REVENUE AND CODES

		HEAD/SUB HEAD/ITEM
WT2	TRANSPORT COMMISSIONER MINISTRY OF WORKS AND TRANSPORT	03/05(001-037) 07/01(001-011) 07/02(001-003) 07/04(002)
WT3	DIRECTOR MARITIME SERVICES MINISTRY OF WORKS AND TRANSPORT	03/06(001-008) 06/01(001) 07/01(001-003) 07/04(001-002) 07/06(001-003)
YD1	PERMANENT SECRETARY MINISTRY OF YOUTH DEVELOPMENT AND NATIONAL SERVICE	06/01(001-003) 07/01(001-002) 07/04(001-002)

Receivers of Revenue should note that items shown give the range of items under their jurisdiction. Reference should be made to the details under the Heads of Revenue for their specific item/s.

NOTES

NOTES

NOTES

NOTES

NOTES

NOTES

PRINTERS' INFORMATION

CHECKED BY DATE

VERIFIED BY DATE