



**REPUBLIC OF
TRINIDAD AND TOBAGO**

ESTIMATES

OF REVENUE FOR THE

FINANCIAL YEAR

2015

CONTENTS

ESTIMATES OF REVENUE FOR THE FINANCIAL YEAR, 2015

ABSTRACTS

	PAGE
Financial Statement 2015 and Comparative Statements 2014 (Original and Revised Estimates) and 2013 Actual	iv
Abstract of the Estimated Revenue for the Financial Year ending 30th September, 2015	
Revised Estimates of Revenue for 2014 and Actual Revenue 2013	v
Revenue 2015 by classification	vi
Abstract of the Estimated Tax Revenue for the Financial year ending 30th September, 2015	
Revised Estimates of Revenue for 2014 and Actual Revenue 2013	vii
Abstract of the Estimated Non-Tax Revenue for the Financial year ending 30th September, 2015	
Revised Estimates of Revenue for 2014 and Actual Revenue 2013	viii
Abstract of the Estimated Capital Receipts for the Financial year ending 30th September, 2015	
Revised Estimates of Revenue for 2014 and Actual Revenue 2013	ix
Abstract of the Estimated Financing for the Financial year ending 30th September, 2015	
Revised Estimates of Revenue for 2014 and Actual Revenue 2013	x

HEADS OF REVENUE

01. Taxes on Income and Profits	1
02. Taxes on Property	2
03. Taxes on Goods and Services	5
04. Taxes on International Trade	14
05. Other Taxes	16
06. Property Income	17
07. Other Non-Tax Revenue	23
08. Repayment of Past Lending	43
09. Capital Revenue	45
10. Borrowing	50

Abstract of the Estimated Revenue for Tobago for the Financial year ending 30th September, 2015
Revised Estimates of Revenue for 2014 and Actual Revenue 2013

TOBAGO HEADS OF REVENUE (included in main Revenue Estimates)

01. Taxes on Income and Profits	53
02. Taxes on Property	54
03. Taxes on Goods and Services	56
04. Taxes on International Trade	62
05. Other Taxes	63
06. Property Income	64
07. Other Non-Tax Revenue	66

APPENDIX

Receivers of Revenue and Codes	74
---------------------------------------	----

ESTIMATES OF REVENUE 2015
TRINIDAD AND TOBAGO FINANCIAL STATEMENT 2015 AND COMPARATIVE STATEMENTS 2014 (ORIGINAL AND REVISED ESTIMATES) AND 2013 ACTUAL

	REVENUE					EXPENDITURE				
	2013 Actual \$Mn	2014 Estimates \$Mn	2014 Revised \$Mn	2015 Estimates \$Mn	2015 Actual \$Mn	2013 Actual \$Mn	2014 Estimates \$Mn	2014 Revised \$Mn	2015 Estimates \$Mn	2015 Actual \$Mn
Tax Revenue	43,109.3	46,799.5	46,197.4	47,458.4	8,764.5	8,490.3	8,473.9	8,718.8	8,718.8	8,718.8
Income and Profits	31,976.5	35,940.7	36,253.7	35,473.6	6,129.2	5,692.3	5,673.2	5,713.6	5,713.6	5,713.6
Goods and Services	8,295.3	8,058.0	6,917.3	8,879.8	791.3	602.6	825.9	688.1	688.1	688.1
International Trade	2,587.6	2,547.2	2,744.1	2,815.7	1,844.0	2,195.4	1,974.8	2,317.1	2,317.1	2,317.1
Other	249.9	253.6	282.3	289.3	6,707.3	8,225.1	8,292.1	8,860.8	8,860.8	8,860.8
Non-Tax Revenue	7,621.1	5,754.0	10,960.9	10,018.7	272.7	500.6	441.0	658.0	658.0	658.0
Property Income	5,941.9	4,724.2	9,778.7	8,997.7	3,008.8	3,130.3	3,285.4	3,403.6	3,403.6	3,403.6
Other Non-Tax Revenue	1,657.1	994.4	1,158.6	982.8	27,061.1	29,699.9	31,702.1	31,019.5	31,019.5	31,019.5
Repayment of Past Lending	22.1	35.4	23.6	38.2	7,166.6	7,002.6	7,339.1	7,466.4	7,466.4	7,466.4
					Acquisition of Physical Assets	0.0	17.5	17.5	2.0	2.0
					Sub-Total	52,981.0	57,066.3	59,551.1	60,129.1	60,129.1
					Current Surplus/(Deficit)	(2,250.6)	(4,512.8)	(2,392.8)	(2,652.0)	(2,652.0)
	50,730.4	52,553.5	57,158.3	57,477.1	50,730.4	52,553.5	57,158.3	57,477.1	57,477.1	
CAPITAL ACCOUNT										
	2013 Actual \$Mn	2014 Estimates \$Mn	2014 Revised \$Mn	2015 Estimates \$Mn	2013 Actual \$Mn	2014 Estimates \$Mn	2014 Revised \$Mn	2015 Estimates \$Mn	2015 Actual \$Mn	
Current Surplus/(Deficit)	(2,250.6)	(4,512.8)	(2,392.8)	(2,652.0)	3,315.4	3,829.6	4,229.7	3,843.3	3,843.3	
Capital Revenue	501.4	1,031.3	1,269.2	1,534.1	2,877.8	3,693.6	3,437.2	3,220.1	3,220.1	
Surplus/(Deficit)	(1,749.2)	(3,481.5)	(1,123.6)	(1,117.9)						
Financing	2,019.7	9,154.4	6,368.6	7,510.7						
Changes in Cash Balances	5,922.7	1,850.3	2,421.9	670.6						
	6,193.2	7,523.2	7,666.9	7,063.4	6,193.2	7,523.2	7,666.9	7,063.4	7,063.4	

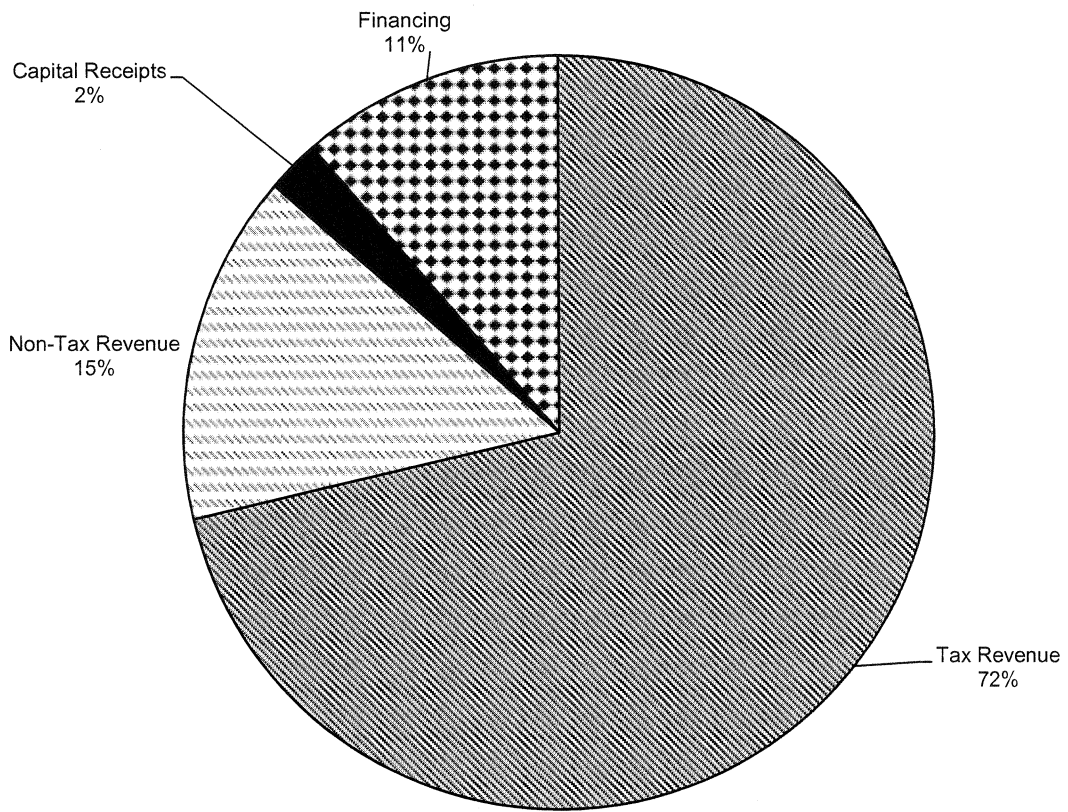
Revenue and expenditure exclude Unemployment Fund and Green Fund

ESTIMATES, TRINIDAD & TOBAGO, FOR 2015

Abstract of Estimated Revenue for the financial year ending 30th September 2015. Revised Estimates of Revenue, 2014 and Actual Revenue, 2013

Head	2013 Actual	2014 Estimates	2014 Revised Estimates	2015 Estimates
	\$	\$	\$	\$
TAX REVENUE				
01. TAXES ON INCOME AND PROFITS	31,976,488,347	35,940,656,600	36,253,696,600	35,473,600,000
02. TAXES ON PROPERTY	4,174,160	3,913,970	3,301,420	3,035,000
03. TAXES ON GOODS AND SERVICES	8,295,222,232	8,057,996,790	6,917,313,437	8,879,791,225
04. TAXES ON INTERNATIONAL TRADE	2,587,687,159	2,547,224,850	2,744,092,246	2,815,715,150
05. OTHER TAXES	245,731,544	249,728,000	279,000,000	286,300,000
TOTAL TAX REVENUE	43,109,303,442	46,799,520,210	46,197,403,703	47,458,441,375
NON-TAX REVENUE				
06. PROPERTY INCOME	5,941,861,204	4,724,221,510	9,778,722,340	8,997,711,300
07. OTHER NON-TAX REVENUE	1,657,118,665	994,416,200	1,158,592,960	982,775,790
08. REPAYMENT OF PAST LENDING	22,070,099	35,381,390	23,570,500	38,208,695
TOTAL NON-TAX REVENUE	7,621,049,968	5,754,019,100	10,960,885,800	10,018,695,785
SUB-TOTAL	50,730,353,410	52,553,539,310	57,158,289,503	57,477,137,160
CAPITAL RECEIPTS				
09. CAPITAL REVENUE	501,430,680	1,031,330,720	1,269,154,066	1,534,070,000
TOTAL CAPITAL RECEIPTS	501,430,680	1,031,330,720	1,269,154,066	1,534,070,000
SUB-TOTAL	51,231,784,090	53,584,870,030	58,427,443,569	59,011,207,160
FINANCING				
10. BORROWING	2,019,748,844	9,154,372,000	6,368,564,847	7,510,650,000
TOTAL FINANCING	2,019,748,844	9,154,372,000	6,368,564,847	7,510,650,000
GRAND TOTAL	53,251,532,934	62,739,242,030	64,796,008,416	66,521,857,160

REVENUE 2015 BY CLASSIFICATION

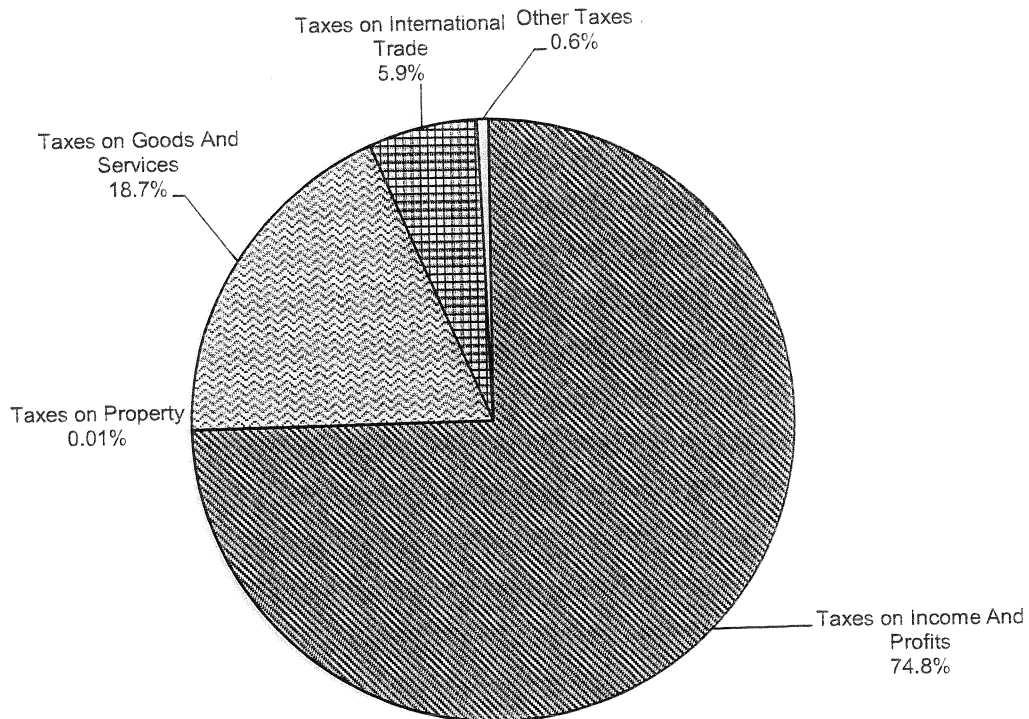


ESTIMATES, TRINIDAD & TOBAGO, FOR 2015

Abstract of Estimated TAX REVENUE for the financial year ending 30th September 2015, Revised Estimates of Revenue, 2014 and Actual Revenue, 2013

Head	2013 Actual	2014 Estimates	2014 Revised Estimates	2015 Estimates
	\$	\$	\$	\$
TAX REVENUE				
01. TAXES ON INCOME AND PROFITS	31,976,488,347	35,940,656,600	36,253,696,600	35,473,600,000
02. TAXES ON PROPERTY	4,174,160	3,913,970	3,301,420	3,035,000
03. TAXES ON GOODS AND SERVICES	8,295,222,232	8,057,996,790	6,917,313,437	8,879,791,225
04. TAXES ON INTERNATIONAL TRADE	2,587,687,159	2,547,224,850	2,744,092,246	2,815,715,150
05. OTHER TAXES	245,731,544	249,728,000	279,000,000	286,300,000
TOTAL TAX REVENUE	43,109,303,442	46,799,520,210	46,197,403,703	47,458,441,375

TAX REVENUE 2015

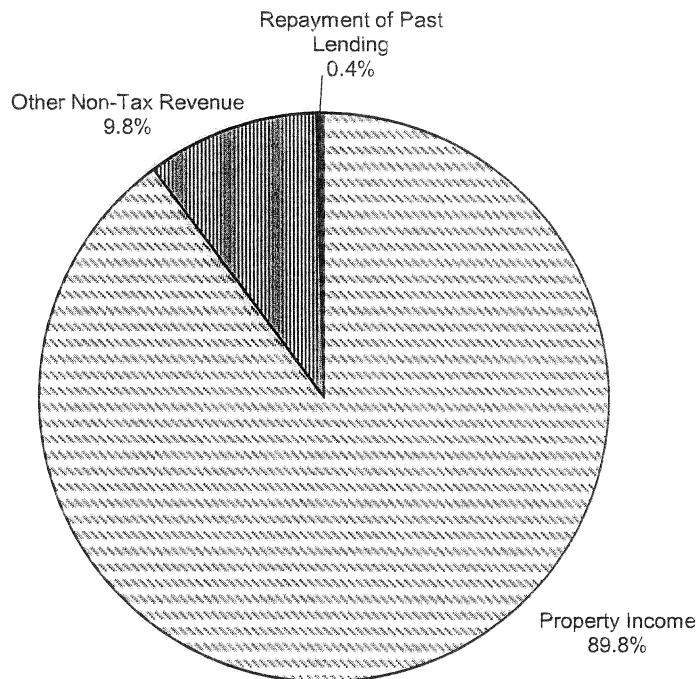


ESTIMATES, TRINIDAD & TOBAGO, FOR 2015

Abstract of Estimated NON-TAX REVENUE for the financial year ending 30th September 2015, Revised Estimates of Revenue, 2014 and Actual Revenue, 2013

Head	2013 Actual	2014 Estimates	2014 Revised Estimates	2015 Estimates
	\$	\$	\$	\$
NON-TAX REVENUE				
06. PROPERTY INCOME	5,941,861,204	4,724,221,510	9,778,722,340	8,997,711,300
07. OTHER NON-TAX REVENUE	1,657,118,665	994,416,200	1,158,592,960	982,775,790
08. REPAYMENT OF PAST LENDING	22,070,099	35,381,390	23,570,500	38,208,695
TOTAL NON-TAX REVENUE	7,621,049,968	5,754,019,100	10,960,885,800	10,018,695,785
SUB-TOTAL	50,730,353,410	52,553,539,310	57,158,289,503	57,477,137,160

NON-TAX REVENUE 2015



ESTIMATES, TRINIDAD & TOBAGO, FOR 2015

Abstract of Estimated CAPITAL RECEIPTS for the financial year ending 30th September 2015, Revised Estimates of Revenue, 2014 and Actual Revenue, 2013

Head	2013 Actual	2014 Estimates	2014 Revised Estimates	2015 Estimates
	\$	\$	\$	\$
CAPITAL RECEIPTS				
09. CAPITAL REVENUE	501,430,680	1,031,330,720	1,269,154,066	1,534,070,000
TOTAL CAPITAL RECEIPTS	501,430,680	1,031,330,720	1,269,154,066	1,534,070,000
SUB-TOTAL	51,231,784,090	53,584,870,030	58,427,443,569	59,011,207,160

ESTIMATES, TRINIDAD & TOBAGO, FOR 2015

Abstract of Estimated FINANCING for the financial year ending 30th September 2015, Revised Estimates of Revenue, 2014 and Actual Revenue, 2013

Head	2013 Actual	2014 Estimates	2014 Revised Estimates	2015 Estimates
	\$	\$	\$	\$
FINANCING				
10. BORROWING	2,019,748,844	9,154,372,000	6,368,564,847	7,510,650,000
TOTAL FINANCING	2,019,748,844	9,154,372,000	6,368,564,847	7,510,650,000
GRAND TOTAL	53,251,532,934	62,739,242,030	64,796,008,416	66,521,857,160

Trinidad and Tobago

Head 01 - TAXES ON INCOME AND PROFITS

Sub-Head / Receiver / Item / Sub-Item		2013 Actual	2014 Estimates	2014 Revised Estimates	2015 Estimates
		\$	\$	\$	\$
FN2	CHAIRMAN BOARD OF INLAND REVENUE MINISTRY OF FINANCE AND THE ECONOMY				
01	Oil Companies (Chap 75:04)	14,771,763,580	18,456,151,600	18,456,151,600	17,069,700,000
02	Other Companies (Chap 75:02)	9,675,068,771	9,616,200,000	9,900,000,000	10,223,000,000
03	Individuals (Chap 75:01)	6,207,407,989	6,416,845,000	6,544,845,000	6,779,300,000
04	Withholding Tax (Chap 75:01)	884,605,375	1,030,200,000	920,000,000	952,400,000
05	Insurance Surrender Tax (Chap 75:01)	33,043,459	37,740,000	37,740,000	40,100,000
07	Business Levy (Chap 75:02)	186,590,217	181,560,000	193,000,000	197,000,000
09	Health Surcharge (Chap 75:05)	218,008,956	201,960,000	201,960,000	212,100,000
Total		31,976,488,347	35,940,656,600	36,253,696,600	35,473,600,000

Estimates 2015	35,473,600,000
Revised Estimates 2014	36,253,696,600
Decrease	<u>780,096,600</u>

Trinidad and Tobago

Head 02 - TAXES ON PROPERTY

Sub-Head / Receiver / Item / Sub-Item		2013 Actual	2014 Estimates	2014 Revised Estimates	2015 Estimates
01	Lands and Buildings Taxes	\$ 4,174,160	\$ 3,913,970	\$ 3,301,420	\$ 3,035,000
03	Property Tax	-	-	-	-
04	Industrial and Land Tax	-	-	-	-
Total		4,174,160	3,913,970	3,301,420	3,035,000

Estimates 2015	3,035,000
Revised Estimates 2014	3,301,420
Decrease	<u>266,420</u>

Sub-Head / Receiver / Item / Sub-Item		2013 Actual	2014 Estimates	2014 Revised Estimates	2015 Estimates
01	Lands and Buildings Taxes	\$	\$	\$	\$
R01	REVENUE OFFICER V ST GEORGE WEST MINISTRY OF FINANCE AND THE ECONOMY				
001	Lands and Buildings Taxes (Ch. 76:04)	1,343,722	1,215,840	797,400	800,000
R02	REVENUE OFFICER IV ST GEORGE EAST MINISTRY OF FINANCE AND THE ECONOMY				
001	Lands and Buildings Taxes (Ch. 76:04)	765,512	634,040	634,040	640,000
R03	REVENUE OFFICER IV CARONI / CHAGUANAS MINISTRY OF FINANCE AND THE ECONOMY				
001	Lands and Buildings Taxes (Ch. 76:04)	613,519	644,440	330,500	350,000
	Lands and Buildings Taxes Carried Forward	2,722,753	2,494,320	1,761,940	1,790,000

Trinidad and Tobago

Head 02 - TAXES ON PROPERTY

Sub-Head / Receiver / Item / Sub-Item		2013 Actual	2014 Estimates	2014 Revised Estimates	2015 Estimates
		\$	\$	\$	\$
01	Lands and Buildings Taxes - Brought Forward	2,722,753	2,494,320	1,761,940	1,790,000
R04	REVENUE OFFICER IV ST ANDREW/ ST DAVID MINISTRY OF FINANCE AND THE ECONOMY				
001	Lands and Buildings Taxes (Ch. 76:04)	225,337	237,260	237,260	180,000
R05	REVENUE OFFICER IV ST PATRICK MINISTRY OF FINANCE AND THE ECONOMY				
001	Lands and Buildings Taxes (Ch. 76:04)	344,302	353,940	354,000	250,000
R06	REVENUE OFFICER IV NARIVA / MAYARO MINISTRY OF FINANCE AND THE ECONOMY				
001	Lands and Buildings Taxes (Ch. 76:04)	183,433	174,930	100,000	150,000
R07	REVENUE OFFICER IV VICTORIA MINISTRY OF FINANCE AND THE ECONOMY				
001	Lands and Buildings Taxes (Ch. 76:04)	398,728	434,220	434,220	350,000
R08	REVENUE OFFICER IV TOBAGO				
001	Lands and Buildings Taxes (Ch. 76:04)	299,607	219,300	414,000	315,000
	Sub-Head Total	4,174,160	3,913,970	3,301,420	3,035,000
03	Property Tax				
FN2	CHAIRMAN BOARD OF INLAND REVENUE MINISTRY OF FINANCE AND THE ECONOMY				
001	Property Tax (Act No. 18 of 2009)	-	-	-	-
	Sub-Head Total	-	-	-	-

Trinidad and Tobago

Head 02 - TAXES ON PROPERTY

Sub-Head / Receiver / Item / Sub-Item		2013 Actual	2014 Estimates	2014 Revised Estimates	2015 Estimates
04	<u>Industrial and Land Tax</u>	\$	\$	\$	\$
FN2	CHAIRMAN BOARD OF INLAND REVENUE MINISTRY OF FINANCE AND THE ECONOMY				
001	Industrial Land Tax	-	-	-	-
	Sub-Head Total	-	-	-	-

Trinidad and Tobago

Head 03 - TAXES ON GOODS AND SERVICES

Sub-Head / Receiver / Item / Sub-Item		2013 Actual	2014 Estimates	2014 Revised Estimates	2015 Estimates
		\$	\$	\$	\$
01	Purchase Tax	171,029	127,500	113,700	120,000
02	Excise Duties	703,813,501	737,193,000	693,140,000	711,900,000
03	Betting and Entertainment Taxes	12,792,250	14,999,350	14,999,350	13,439,350
04	Liquor & Miscellaneous Business Licences & Fees	10,774,140	11,994,360	11,435,004	11,693,100
05	Motor Vehicles Taxes and Duties (Chap. 48:50)	551,544,071	518,045,160	569,145,255	577,390,000
06	Other	355,998,671	363,455,420	366,632,090	379,248,775
07	Value Added Tax	6,657,368,135	6,409,734,000	5,259,400,000	7,183,000,000
08	Alcohol and Tobacco Taxes	2,760,435	2,448,000	2,448,038	3,000,000
Total		8,295,222,232	8,057,996,790	6,917,313,437	8,879,791,225

Estimates 2015	8,879,791,225
Revised Estimates 2014	6,917,313,437
Increase	<u>1,962,477,788</u>

Sub-Head / Receiver / Item / Sub-Item		2013 Actual	2014 Estimates	2014 Revised Estimates	2015 Estimates
		\$	\$	\$	\$
01	Purchase Tax				
FNB	COMPTROLLER OF CUSTOMS AND EXCISE MINISTRY OF FINANCE AND THE ECONOMY				
001	Purchase Tax (Ch. 77:01)	171,029	127,500	113,700	120,000
Sub-Head Total		171,029	127,500	113,700	120,000

Trinidad and Tobago

Head 03 - TAXES ON GOODS AND SERVICES

Sub-Head / Receiver / Item / Sub-Item		2013 Actual	2014 Estimates	2014 Revised Estimates	2015 Estimates
02	<u>Excise Duties</u>	\$	\$	\$	\$
FN3	COMPTROLLER OF CUSTOMS AND EXCISE MINISTRY OF FINANCE AND THE ECONOMY				
001	Rum and Spirits (Ch. 78: 50)	152,732,101	160,140,000	160,140,000	165,000,000
002	Beer Duty (Chap. 78: 50)	195,794,803	214,200,000	172,000,000	176,500,000
003	Oil (Petrol)(Chap. 78: 50)	102,606,805	104,408,500	100,000,000	102,600,000
006	Cigarettes (Ch. 78: 50)	235,580,659	242,837,700	238,000,000	244,200,000
007	Malta Beverage (Ch. 78: 50)	17,099,133	15,606,800	23,000,000	23,600,000
	Sub-Head Total	703,813,501	737,193,000	693,140,000	711,900,000
03	<u>Betting and Entertainment Taxes</u>				
TR1	PERMANENT SECRETARY MINISTRY OF TRADE, INDUSTRY, INVESTMENT AND COMMUNICATIONS				
001	Tote and Forecast (Chap. 11:19)	5,574,247	5,899,350	5,899,350	5,899,350
003	Betting Office Levy (Ch. 21: 53)	7,218,003	9,100,000	9,100,000	7,540,000
	Sub-Head Total	12,792,250	14,999,350	14,999,350	13,439,350
04	<u>Liquor & Miscellaneous Business Licences & Fees</u>				
FN3	COMPTROLLER OF CUSTOMS AND EXCISE MINISTRY OF FINANCE AND THE ECONOMY				
001	Spirit Retailers, Port-of-Spain (Ch. 84:10)	294,244	408,000	340,000	250,000
002	Spirit Retailers, San Fernando (Ch. 84:10)	190,800	204,000	204,000	215,000
003	Spirit Retailers, Towns (Ch. 84:10)	293,906	336,600	336,600	385,000
004	Spirit Retailers, Elsewhere (Ch. 84:10)	2,423,800	2,448,000	2,207,000	3,000,000
005	Spirit Grocers, Port-of-Spain (Ch. 84:10)	247,050	244,800	244,800	200,000
006	Spirit Grocers, San Fernando (Ch. 84:10)	201,600	255,000	255,000	250,000
007	Spirit Grocers, Elsewhere (Ch. 84:10)	1,423,875	1,530,000	1,530,000	1,700,000
008	Spirit Dealers (Ch. 84:10)	51,300	66,000	66,000	53,000
	Liquor & Miscellaneous Business Licences & Fees Carried Forward	5,126,575	5,492,400	5,183,400	6,053,000

Trinidad and Tobago

Head 03 - TAXES ON GOODS AND SERVICES

Sub-Head / Receiver / Item / Sub-Item		2013 Actual	2014 Estimates	2014 Revised Estimates	2015 Estimates
		\$	\$	\$	\$
04	Liquor & Miscellaneous Business Licences & Fees - Brought Forward	5,126,575	5,492,400	5,183,400	6,053,000
009	Special Hotel up to 15 bedrooms (Ch. 84:10)	202,350	236,640	236,640	215,000
010	Special Hotel, 16-49 bedrooms (Ch. 84:10)	136,125	102,000	102,000	160,000
011	Special Hotel, 50-150 bedrooms (84:10)	104,063	51,000	51,000	110,000
012	Special Hotel, more than 150 bedrooms (Ch. 84:10)	45,000	61,200	61,200	40,000
013	Hotel Spirit, up to 15 bedrooms (Ch. 84:10)	15,750	10,200	10,200	11,000
014	Hotel Spirit, 16-49 bedrooms (Ch. 84:10)	12,375	4,590	4,590	20,000
015	Hotel Spirit, 50-150 bedrooms (84:10)	11,250	20,400	20,400	18,000
016	Hotel Spirit, more than 150 bedrooms (Ch. 84:10)	-	-	-	-
017	Restaurant, Port-of-Spain (Ch. 84:10)	13,500	10,200	10,200	16,000
018	Restaurant, San Fernando (Ch. 84:10)	37,125	51,000	51,000	45,000
019	Restaurant, Elsewhere (Ch. 84:10)	305,156	408,000	367,469	400,000
020	Special Restaurant, Port-of-Spain (Ch. 84:10)	523,688	479,400	479,400	500,000
021	Special Restaurant, San Fernando (Ch. 84:10)	627,975	765,000	765,000	686,000
022	Special Restaurant, Elsewhere (Ch. 84:10)	2,137,781	2,346,000	2,346,000	2,000,000
023	Night Bar, Port-of-Spain (Ch. 84:10)	-	-	-	-
024	Night Bar, San Fernando (Ch. 84:10)	-	-	-	-
025	Night Bar, Elsewhere (Ch. 84:10)	4,500	4,590	4,590	8,000
026	Wine Retailers, Port-of-Spain (Ch. 84:10)	22,387	24,480	24,480	15,000
027	Wine Retailers, San Fernando (Ch. 84:10)	1,125	5,100	5,100	3,500
028	Wine Retailers, Elsewhere (Ch. 84:10)	33,937	35,700	35,700	30,000
029	Wine Merchants (Ch. 84:10)	2,700	40,800	40,800	30,000
030	Distillers (Chap. 87: 54)	2,250	5,210	5,210	5,000
031	Still Dealers (Ch. 87: 54)	25	80	80	2,000
032	Compounders (Ch. 87: 54)	2,750	2,810	2,810	2,500
033	Methylated Spirits (Chap. 87: 54)	2,060	2,040	1,700	2,000
034	Medicinal Spirits (Chap. 87: 54)	50	30	425	500
035	Vinegar Manufacturers (Chap. 87: 54)	500	510	510	600
036	Bay Rum and Perfumed Spirits (Chap. 87: 54)	750	1,020	1,020	1,000
037	Brewers (Chap. 87: 52)	4,000	4,080	4,080	5,000
038	Clubs (Chap. 21: 01)	912,600	1,020,000	1,020,000	900,000
		10,288,347	11,184,480	10,835,004	11,279,100
M31	CHIEF MAGISTRATE MAGISTRACY - JUDICIARY				
001	Occasional (Chap. 84:10)	482,440	795,600	597,000	400,000
002	Transfer Fees (Chap. 84:10)	3,353	14,280	3,000	14,000
		485,793	809,880	600,000	414,000
	Sub-Head Total	10,774,140	11,994,360	11,435,004	11,693,100

Trinidad and Tobago

Head 03 - TAXES ON GOODS AND SERVICES

Sub-Head / Receiver / Item / Sub-Item		2013 Actual	2014 Estimates	2014 Revised Estimates	2015 Estimates
05	Motor Vehicles Taxes and Duties (Chap. 48:50)	\$	\$	\$	\$
FN2	CHAIRMAN BOARD OF INLAND REVENUE MINISTRY OF FINANCE AND THE ECONOMY				
001	Motor Vehicles Taxes (Ch. 48:50)	592,494	612,000	600,000	625,000
003	Tax on transfer of Used Motor Vehicles (Ch. 48:50)	45,642,780	47,534,800	38,000,000	39,000,000
		46,235,274	48,146,800	38,600,000	39,625,000
FN3	COMPTROLLER OF CUSTOMS AND EXCISE MINISTRY OF FINANCE AND THE ECONOMY				
001	Motor Vehicles Taxes (Ch. 48:50)	400,988,116	353,268,500	469,000,000	481,194,000
TP2	TRANSPORT COMMISSIONER MINISTRY OF TRANSPORT				
001	Motor Vehicles Licences (Ch. 48:50)	3,160	-	-	-
002	3-year Driving Permits (Ch. 48:50)	112,440	166,260	38,340	40,000
003	1-year Driving Permits (Ch. 48:50)	57,640	76,500	55,455	41,000
004	Provisional Driving Permits (Ch. 48:50)	1,582,150	1,632,000	1,632,000	1,500,000
005	Conductors' Permits (Ch. 48:50)	-	-	-	-
006	Duplicate Permits (Ch. 48:50)	850,080	867,000	867,000	850,000
007	Taxi Drivers' Licences (Ch. 48:50)	69,590	40,800	153,000	150,000
008	Examination of Drivers (Ch. 48:50)	9,276,790	9,231,000	9,231,000	9,000,000
009	Road Permits (Ch. 48:50)	675,615	752,760	752,760	690,000
010	Inspection Fees (Ch. 48:50)	14,518,484	21,420,000	21,420,000	18,000,000
011	Driving Certificates (Ch. 48:50)	998,025	1,020,000	1,023,800	960,000
012	Dealers' Licences (Ch. 48:50)	1,905,000	1,912,500	2,200,000	2,500,000
013	Registration of Motor Vehicles (Ch. 48:50)	3,268,100	5,814,000	4,089,600	4,000,000
014	Certified Extracts of Register (Ch. 48:50)	5,941,035	6,324,000	6,324,000	6,000,000
015	Changes of Ownership (Ch. 48:50)	383,570	387,600	387,600	360,000
016	Amendments to Register (Ch. 48:50)	916,335	1,020,000	795,600	800,000
017	Other Vehicles (Ch. 48:50)	3	-	-	-
018	Examination Study Guides (Ch. 48:50)	284,940	295,800	720,400	500,000
019	Refund of Travelling Expenses	76,479	102,000	102,000	92,000
020	Miscellaneous	-	-	-	-
021	Priority Bus Route - Toll Charge (Ch. 48:50)	1,320,600	157,080	214,800	189,000
022	Licence Endorsements (Ch. 48:50)	203,595	193,800	213,800	186,000
023	Processing of H-Vehicles Applications (Ch. 48:50)	128,270	121,380	134,000	121,000
024	Certified Extract of Inspector's Report (Ch. 48:50)	600	-	-	-
	Motor Vehicles Taxes and Duties (Chap. 48:50) Carried Forward	489,795,891	452,949,780	557,955,155	566,798,000

Trinidad and Tobago

Head 03 - TAXES ON GOODS AND SERVICES

Sub-Head / Receiver / Item / Sub-Item		2013 Actual	2014 Estimates	2014 Revised Estimates	2015 Estimates
		\$	\$	\$	\$
05	Motor Vehicles Taxes and Duties (Chap. 48:50) - Brought Forward	489,795,891	452,949,780	557,955,155	566,798,000
025	Renewal of Taxi Driver Licence / Badge (Ch. 48:50)	305,360	325,380	325,400	260,000
026	Application for Maxi-Taxi Licence (Ch. 48:53)	66,000	61,200	624,640	100,000
031	5 Year Driving Permits (Ch. 48:50)	57,813,000	61,200,000	9,977,600	10,000,000
032	4 Year Driving Permits (Ch. 48:50)	160,080	160,140	3,600	6,000
033	2 Year Driving Permits (Ch. 48:50)	75,380	81,600	4,360	4,000
034	Subsequent Duplicate of a Licence or Permit (Ch 48:50)	147,000	147,900	192,400	168,000
035	Duplicate Licence\Badge for Taxi Drivers(Ch. 48:50)	3,720	8,160	3,100	3,000
036	Subsequent Duplicate Licence/Badge for Taxi Drivers (Ch 48:50)	3,640	-	-	1,000
037	10 Year Driving Permits (Chap. 48:50)	3,174,000	3,111,000	59,000	50,000
		104,320,681	116,629,860	61,545,255	56,571,000
	Sub-Head Total	551,544,071	518,045,160	569,145,255	577,390,000
06	Other				
AT4	CHIEF STATE SOLICITOR MINISTRY OF THE ATTORNEY GENERAL				
001	Commissioner of Affidavits (Chap.6:52)	17,000	18,360	16,400	18,000
EN1	PERMANENT SECRETARY MINISTRY OF ENERGY AND ENERGY AFFAIRS				
001	Marketing Licences (Retail at Petrol Stations, etc) (Chap. 62:01)	437,100	459,000	459,000	500,000
002	Exploration and Production Licences (Chap. 62:01)	-	-	-	-
003	Pipe Lines Licences (Ch. 62:01)	2,500	2,550	2,550	3,000
004	Transfer Fee (Chap. 62:01)	-	-	-	-
005	Lease Operators - Sub-Licences (Chap. 62:01)	-	5,100	5,100	-
006	Marketing Licences for Petroleum By-products (Chap. 62:01)	9,500	13,260	9,000	12,000
007	Transportation Licences (Chapter 62:01)	-	-	-	-
008	Farm Out Operations - Sub Licences (Chap. 62:01)	-	-	-	-
	Other				
	Carried Forward	466,100	498,270	492,050	533,000

Trinidad and Tobago

Head 03 - TAXES ON GOODS AND SERVICES

Sub-Head / Receiver / Item / Sub-Item		2013 Actual	2014 Estimates	2014 Revised Estimates	2015 Estimates
		\$	\$	\$	\$
06	Other				
	- Brought Forward	466,100	498,270	492,050	533,000
009	Petrochemical Licences (Chap. 62:01)	-	-	-	-
010	Application Fees - Compressed Natural Gas Licences (Chapter 62:01)	2,000	2,040	2,500	2,500
011	Compressed Natural Gas Service Licence (Chapter 62:01)	5,500	5,100	5,100	3,500
012	Compressed Natural Gas Marketing Licence (Chapter 62:01)	4,500	5,100	18,000	18,000
013	Compressed Natural Gas Consumer Refuelling (Chapter 62:01)	-	-	-	-
014	Exploration and Production Private Petroleum Rights Licences (Chap. 62:01)	-	-	-	-
015	Liquefaction of Natural Gas Licences (Chap. 62:01)	-	-	-	-
016	Marketing of Liquefied Natural Gas and Natural Gas Liquid Licences (Chap. 62:01)	-	-	-	-
017	Marketing Licences Fees for Bunkering (Chap. 62:01)	18,900	-	-	18,900
		480,000	492,150	501,250	557,900
EV1	PERMANENT SECRETARY MINISTRY OF THE ENVIRONMENT AND WATER RESOURCES				
001	Sawmills (Chap 66:02)	178,000	183,600	183,600	200,000
002	Wild Animals and Birds (Chap 67:01)	534,940	647,700	23,500	85,000
003	Removal Permits (Forestry) (Chap 66:01)	122,860	127,500	127,500	110,000
004	Bulk Timber Removal Permits (Chap. 66:01)	97,439	112,200	6,200	10,000
005	Log Haulage Permits (Chap. 66:02)	35,535	45,900	20,800	30,000
006	Owner/Operator Furniture Shop Permits (Chap. 66:02)	35,000	40,800	12,000	20,000
		1,003,774	1,157,700	373,600	455,000
FN2	CHAIRMAN BOARD OF INLAND REVENUE MINISTRY OF FINANCE AND THE ECONOMY				
001	Auctioneers (Chap. 84:03)	4,000	5,100	5,100	4,000
004	Tax Clearance Certificates (Ch. 75:01 and Ch. 75:06)	982,300	969,000	969,000	900,000
005	Moneylenders (Chap. 84:04)	58,000	61,200	61,200	50,000
006	Pawnbrokers (Chap. 84:05)	33,000	28,560	28,560	35,000
015	Hotel Room Tax (Chap. 77:01)	50,032,604	51,000,000	55,000,000	56,500,000
019	Transaction Tax on Financial Services (Chap. 77:01)	64,315,625	64,449,000	73,000,000	75,000,000
020	Insurance Premium Tax (Chap. 77:01)	190,757,435	194,370,000	193,000,000	200,000,000
	Other				
	Carried Forward	307,683,738	312,551,070	322,955,110	333,519,900

Trinidad and Tobago

Head 03 - TAXES ON GOODS AND SERVICES

Sub-Head / Receiver / Item / Sub-Item		2013 Actual	2014 Estimates	2014 Revised Estimates	2015 Estimates
		\$	\$	\$	\$
06	Other - Brought Forward	307,683,738	312,551,070	322,955,110	333,519,900
021	Club Gaming Tax (Chap. 21:01)	42,855,966	45,012,000	38,000,000	40,000,000
		349,038,930	355,894,860	360,063,860	372,489,000
FN3	COMPTROLLER OF CUSTOMS AND EXCISE MINISTRY OF FINANCE AND THE ECONOMY				
003	Dealers Licences- Wireless Telegraphy (Chap. 26: 27)	-	-	-	175
004	Copra Manufacturers (Chap: 64: 30)	175	60	170	200
		175	60	170	375
FP1	PERMANENT SECRETARY MINISTRY OF FOOD PRODUCTION				
001	Veterinary Surgeons' Registration Fees(Chap. 67:04)	750	920	100	500
HE1	PERMANENT SECRETARY MINISTRY OF HEALTH				
002	Private Hospitals (Chap. 29:03)	10,450	10,710	10,710	10,000
003	Application for Registration of a Pesticide (Ch. 30:03)	199,218	78,540	78,540	110,000
004	Application for a Licence to import a Pesticide (Ch. 30:03)	102,000	102,000	102,000	100,000
005	Application for licensing of premises for Pesticides (Ch. 30:03)	306,425	326,400	326,400	300,000
006	Application for Shopkeeper licence to sell drugs (Chap. 29: 52)	49,400	51,000	51,000	50,000
		667,493	568,650	568,650	570,000
MJ1	CHIEF MAGISTRATE MAGISTRACY - JUDICIARY				
001	Bailiffs (Chap. 63: 50)	-	-	-	-
002	Cinema (Chap. 20:10)	9,110	6,230	7,640	8,000
003	Explosives (Chap. 16:02)	56,060	43,860	43,860	50,000
004	Sale of Old Metal and Marine Stores (Chap. 84: 07)	23,200	28,560	28,560	25,000
005	Hucksters and Pedlars (Ch. 84:09)	1,750	3,060	3,060	3,000
006	Precious Metals and Stones (Chap. 84: 06)	80,050	86,700	86,700	80,000
	Other				
	Carried Forward	351,378,292	358,301,110	361,693,850	374,256,775

Trinidad and Tobago

Head 03 - TAXES ON GOODS AND SERVICES

Sub-Head / Receiver / Item / Sub-Item		2013 Actual	2014 Estimates	2014 Revised Estimates	2015 Estimates
		\$	\$	\$	\$
06	Other - Brought Forward	351,378,292	358,301,110	361,693,850	374,256,775
007	Produce - Sale of (Chap. 63:52)	-	1,530	4,750	5,000
008	Theatres and Dance Halls (Chap. 21:03)	86,970	86,700	86,700	100,000
009	Tourist Guides (Chap. 11:02)	760	1,330	1,330	1,000
		257,900	257,970	262,600	272,000
NS2	CHIEF IMMIGRATION OFFICER MINISTRY OF NATIONAL SECURITY				
001	Departure Tax - Ports other than Airports (Ch. 77:01)	541,150	510,000	510,000	500,000
NS3	COMMISSIONER OF POLICE TRINIDAD AND TOBAGO POLICE SERVICE				
001	Firearms and Ammunition (Chap. 16:01)	2,440,741	2,958,000	2,918,000	3,000,000
PU1	PERMANENT SECRETARY MINISTRY OF PUBLIC UTILITIES				
007	Housing Electricians (Chap 54:71)	181,600	219,300	160,000	180,000
SJ1	REGISTRAR SUPREME COURT - JUDICIARY				
001	Bailiffs - (Ch. 4:61 - Act No. 58 of 2000)	41,300	41,620	7,500	20,000
TP3	DIRECTOR MARITIME SERVICES MINISTRY OF TRANSPORT				
001	Certificates of Competence (Ch. 50:08)(Ch. 50:10)	33,990	33,660	33,660	40,000
002	Droghers (Ch. 50:07)	159,688	204,000	204,000	204,000
003	Motor Launches (Ch. 50:08)	102,900	142,800	111,600	100,000
004	Pleasure Boats (Ch. 50:06)	-	-	-	-
005	Registration of Ships (Ch. 50:10)	23,380	25,500	25,500	26,000
006	Safety Certificates (Ch. 50:10)	126,150	127,500	127,500	130,000
007	Security Certificates (Ch. 50:10)	47,500	44,370	7,000	29,000
008	Boatmasters and Boat Engineers Licences (Ch. 50:10)	26,500	51,000	33,700	51,000
		520,108	628,830	542,960	580,000
	Other Carried Forward	355,190,921	362,748,420	365,925,090	378,642,775

Trinidad and Tobago

Head 03 - TAXES ON GOODS AND SERVICES

Sub-Head / Receiver / Item / Sub-Item		2013 Actual	2014 Estimates	2014 Revised Estimates	2015 Estimates
06	Other - Brought Forward	\$ 355,190,921	\$ 362,748,420	\$ 365,925,090	\$ 378,642,775
TR1	PERMANENT SECRETARY MINISTRY OF TRADE, INDUSTRY, INVESTMENT AND COMMUNICATIONS				
001	Betting Office Licences (Chap.11:19)	800,000	700,000	700,000	600,000
002	Betting Office Permit (Chap.11:19)	7,750	7,000	7,000	6,000
		807,750	707,000	707,000	606,000
	Sub-Head Total	355,998,671	363,455,420	366,632,090	379,248,775
07	Value Added Tax				
FN2	CHAIRMAN BOARD OF INLAND REVENUE MINISTRY OF FINANCE AND THE ECONOMY				
001	Value Added Tax (Ch. 75:06). Act No. 37 of 1989	6,657,368,135	6,409,734,000	5,259,400,000	7,183,000,000
	Sub-Head Total	6,657,368,135	6,409,734,000	5,259,400,000	7,183,000,000
08	Alcohol and Tobacco Taxes				
FN3	COMPTROLLER OF CUSTOMS AND EXCISE MINISTRY OF FINANCE AND THE ECONOMY				
001	Alcoholic and Other Beverages Tax (Chap 77:01)	45,267	-	38	-
002	Tobacco Tax (Ch. 77:01)	2,715,168	2,448,000	2,448,000	3,000,000
	Sub-Head Total	2,760,435	2,448,000	2,448,038	3,000,000

Trinidad and Tobago

Head 04 - TAXES ON INTERNATIONAL TRADE

Sub-Head / Receiver / Item / Sub-Item		2013 Actual	2014 Estimates	2014 Revised Estimates	2015 Estimates
01	Import Duties	\$ 2,587,681,671	\$ 2,547,178,640	\$ 2,744,013,331	\$ 2,815,655,150
02	Other	5,488	46,210	78,915	60,000
Total		2,587,687,159	2,547,224,850	2,744,092,246	2,815,715,150

Estimates 2015	2,815,715,150
Revised Estimates 2014	2,744,092,246
Increase	<u>71,622,904</u>

Sub-Head / Receiver / Item / Sub-Item		2013 Actual	2014 Estimates	2014 Revised Estimates	2015 Estimates
01	Import Duties	\$	\$	\$	\$
FN3	COMPTROLLER OF CUSTOMS AND EXCISE MINISTRY OF FINANCE AND THE ECONOMY				
001	Import Duties (Chap. 78: 01)	2,577,476,392	2,546,214,800	2,717,000,000	2,787,642,000
002	Stamp Duty on Bills of Entry	23,579	3,060	3,060	3,150
004	Special Tax - Household Effects (Ch. 77:01)	779,959	951,600	10,271	10,000
005	Import Surcharge (Ch. 77:01)	9,401,741	9,180	27,000,000	28,000,000
Sub-Head Total		2,587,681,671	2,547,178,640	2,744,013,331	2,815,655,150
02	Other				
FN3	COMPTROLLER OF CUSTOMS AND EXCISE MINISTRY OF FINANCE AND THE ECONOMY				
001	Miscellaneous	5,488	5,410	38,115	50,000
	Other Carried Forward	5,488	5,410	38,115	50,000

Trinidad and Tobago

Head 04 - TAXES ON INTERNATIONAL TRADE

Sub-Head / Receiver / Item / Sub-Item		2013 Actual	2014 Estimates	2014 Revised Estimates	2015 Estimates
		\$	\$	\$	\$
02	Other - Brought Forward	5.488	5.410	38.115	50.000
002	Anti-dumping Duty (Ch. 78:05)	-	40.800	40.800	10.000
003	Countervailing Duty (Ch. 78:05)	-	-	-	-
	Sub-Head Total	5.488	46.210	78.915	60.000

Trinidad and Tobago

Head 05 - OTHER TAXES

Sub-Head / Receiver / Item / Sub-Item		2013 Actual	2014 Estimates	2014 Revised Estimates	2015 Estimates
		\$	\$	\$	\$
FN2	CHAIRMAN BOARD OF INLAND REVENUE MINISTRY OF FINANCE AND THE ECONOMY				
01	Stamp Duties (Chap. 76:01)	245,731,544	249,728,000	279,000,000	286,300,000
Total		245,731,544	249,728,000	279,000,000	286,300,000

Estimates 2015	286,300,000
Revised Estimates 2014	279,000,000
Increase	<u>7,300,000</u>

Trinidad and Tobago
Head 06 - PROPERTY INCOME

Sub-Head / Receiver / Item / Sub-Item		2013 Actual	2014 Estimates	2014 Revised Estimates	2015 Estimates
		\$	\$	\$	\$
01	Rental Income	11,550,817	10,345,350	8,299,850	11,783,800
02	Interest Income	19,494,881	24,143,160	19,391,150	23,380,500
03	Royalties	2,380,977,923	1,708,372,000	2,443,800,070	2,042,542,000
04	Profits from Non-Financial Enterprises	2,157,995,427	1,737,822,000	6,193,250,000	5,564,905,000
05	Profits from Public Financial Institutions	565,752,717	385,571,000	403,121,270	498,500,000
06	Other Property Income	806,089,439	857,968,000	710,860,000	856,600,000
Total		5,941,861,204	4,724,221,510	9,778,722,340	8,997,711,300

Estimates 2015	8,997,711,300
Revised Estimates 2014	9,778,722,340
Decrease	<u>781,011,040</u>

Sub-Head / Receiver / Item / Sub-Item		2013 Actual	2014 Estimates	2014 Revised Estimates	2015 Estimates
		\$	\$	\$	\$
01	Rental Income				
CD1	PERMANENT SECRETARY MINISTRY OF COMMUNITY DEVELOPMENT				
001	Rental of Booths - Terminal Malls	-	4,590	-	-
002	Rental of Exhibition Space	10,000	-	-	10,000
		10,000	4,590	-	10,000
ED1	PERMANENT SECRETARY MINISTRY OF EDUCATION				
001	Rental of Rudranath Capildeo Learning Resource Centre	39,100	40,800	26,300	37,900
GY1	PERMANENT SECRETARY MINISTRY OF GENDER, YOUTH AND CHILD DEVELOPMENT				
001	Proceeds from Rental - Chatham Youth Camp	1,000	4,080	5,080	7,000
	Rental Income Carried Forward	50,100	49,470	31,380	54,900

Trinidad and Tobago
Head 06 - PROPERTY INCOME

Sub-Head / Receiver / Item / Sub-Item		2013 Actual	2014 Estimates	2014 Revised Estimates	2015 Estimates
		\$	\$	\$	\$
01	Rental Income - Brought Forward	50,100	49,470	31,380	54,900
002	Proceeds from Rental - Persto Praesto Youth Camp	3,900	4,080	13,670	15,000
003	Proceeds from Youth Centres	91,999	81,600	50,100	60,000
		96,899	89,760	68,850	82,000
HS1	PERMANENT SECRETARY MINISTRY OF HOUSING AND URBAN DEVELOPMENT				
001	Lease Payments/Rents of Government Buildings	3,026,184	765,000	550,000	2,750,000
002	Rental of Finance Building (Roof Level)	37,950	42,228	31,050	41,400
003	Rental of Vacant Lots	-	90,576	-	-
		3,064,134	897,804	581,050	2,791,400
LM1	COMMISSIONER STATE LANDS MINISTRY OF LAND AND MARINE RESOURCES				
001	Ground Rents (excluding Quarries, Sand and Gravel)	3,029,222	3,264,000	3,700,000	3,700,000
002	Wayleave for oil pipes along roads	485	714	700	700
003	Rents of Access Roads	80	102	-	100
005	Rents of Housing Lots - Trinidad & Tobago Housing	143,307	117,300	128,500	130,000
006	Rent of Lands, formerly owned by Caroni (1975) Ltd	1,490,401	1,836,000	575,000	1,000,000
		4,663,495	5,218,116	4,404,200	4,830,800
SP1	PERMANENT SECRETARY MINISTRY OF SPORT				
001	West Port-of-Spain Regional Park - Proceeds from Rental, etc.	2,323,059	1,632,000	1,900,000	2,500,000
002	Proceeds from St. Paul Street Multi-purpose Complex	8,209	25,500	3,500	6,500
003	Proceeds from Hockey Facility/Indoor Sporting Arena - Tacarigua	253,037	238,680	210,000	205,000
004	Proceeds from Indoor Sporting Arena - Pleasantville	174,054	163,200	200,000	205,000
005	Proceeds from Indoor Sporting Arena - Point Fortin	118,439	112,200	137,500	205,000
006	Proceeds from Indoor Sporting Arena - Maloney	82,963	76,500	60,000	75,000
007	Proceeds from Indoor Sporting Arena - Chaguanas	253,722	244,800	215,000	250,000
008	Proceeds from Ato Boldon Stadium - Couva	219,211	357,000	240,000	215,000
010	Proceeds from Larry Gomes Stadium - Arima	13,300	357,000	57,250	50,000
	Rental Income Carried Forward	11,319,622	9,457,950	8,103,650	11,463,600

Trinidad and Tobago
Head 06 - PROPERTY INCOME

Sub-Head / Receiver / Item / Sub-Item		2013 Actual	2014 Estimates	2014 Revised Estimates	2015 Estimates
		\$	\$	\$	\$
01	Rental Income - Brought Forward	11,319,622	9,457,950	8,103,650	11,463,600
011	Proceeds from Mannie Ramjohn Stadium - Marabella	91,215	714,000	85,500	170,000
012	Proceeds from Dwight Yorke Stadium - Bacolet	100,935	127,500	88,000	125,000
		3,638,144	4,048,380	3,196,750	4,006,500
TE1	PERMANENT SECRETARY MINISTRY OF TERTIARY EDUCATION AND SKILLS TRAINING				
001	Proceeds from Rental - El Dorado Youth Camp	-	-	-	-
TP3	DIRECTOR MARITIME SERVICES MINISTRY OF TRANSPORT				
001	Rental of Vessels - Maritime Services	-	10,200	-	10,200
TR1	PERMANENT SECRETARY MINISTRY OF TRADE, INDUSTRY, INVESTMENT AND COMMUNICATIONS				
001	Rental of Equipment - Events Centre	39,045	35,700	22,700	15,000
	Sub-Head Total	11,550,817	10,345,350	8,299,850	11,783,800
02	<u>Interest Income</u>				
FN1	COMPTROLLER OF ACCOUNTS MINISTRY OF FINANCE AND THE ECONOMY				
001	Interest on Investment				
01	Consolidated Fund	26,026	120,360	24,850	25,000
02	Renewals Fund	-	-	-	-
03	Provident Fund	-	-	-	-
		26,026	120,360	24,850	25,000
002	Interest on Floating Balances	6,525	-	-	10,000
	Interest Income Carried Forward	32,551	120,360	24,850	35,000

Trinidad and Tobago
Head 06 - PROPERTY INCOME

Sub-Head / Receiver / Item / Sub-Item		2013 Actual	2014 Estimates	2014 Revised Estimates	2015 Estimates
		\$	\$	\$	\$
02	Interest Income - Brought Forward	32,551	120,360	24,850	35,000
003	Interest on Loans and Advances COMPTROLLER OF ACCOUNTS				
17	Interest on Loans to Public Servants	8,579,069	8,000,000	7,675,000	8,000,000
19	Loan to Government of Belize - Hurricanes "Carmen" and "Fifi"	-	-	-	-
21	Trinidad and Tobago Mortgage Finance Company Limited	10,047,179	9,436,600	9,680,000	8,925,000
33	Caribbean Development Bank	-	-	-	-
45	Naparima Star Lodge and Pride of Naparima Lodge	-	-	-	-
47	Holy Trinity Cathedral	-	-	-	-
50	Loan to Government of Dominica	-	470,000	470,000	470,000
53	Loan to Government of Grenada	-	2,347,500	-	2,347,500
63	Loan to Government of Guyana	827,522	3,760,700	1,537,500	3,595,000
64	Trinidad and Tobago Postal Corporation	-	-	-	-
65	National Energy Skills Centre	-	-	-	-
66	Sugar Manufacturing Company Ltd (SMCL)	-	-	-	-
		19,453,770	24,014,800	19,362,500	23,337,500
004	Interest on Swap Agreement - Six Fast Patrol Crafts	8,560	8,000	3,800	8,000
	Sub-Head Total	19,494,881	24,143,160	19,391,150	23,380,500
03	Royalties				
EN1	PERMANENT SECRETARY MINISTRY OF ENERGY AND ENERGY AFFAIRS				
001	Royalty on Oil and Gas (Chap. 62:01)	2,379,588,051	1,706,880,000	2,442,073,000	2,041,000,000
002	Asphalt or Pitch won from the Pitch Lake (Ch. 61:03)	41,371	42,000	227,070	42,000
003	Quarries, Sand and Gravel Pits (Ch. 61:03)	1,348,501	1,450,000	1,500,000	1,500,000
	Sub-Head Total	2,380,977,923	1,708,372,000	2,443,800,070	2,042,542,000

Trinidad and Tobago
Head 06 - PROPERTY INCOME

Sub-Head / Receiver / Item / Sub-Item		2013 Actual	2014 Estimates	2014 Revised Estimates	2015 Estimates
04	<u>Profits from Non-Financial Enterprises</u>	\$	\$	\$	\$
FN1	COMPTROLLER OF ACCOUNTS MINISTRY OF FINANCE AND THE ECONOMY				
	DIVIDENDS AND SURPLUSES				
001	National Lottery (Chap. 21:04)	179,746,955	253,000,000	250,000,000	265,000,000
FN5	PERMANENT SECRETARY MINISTRY OF FINANCE AND THE ECONOMY (INVESTMENT DIVISION)				
002	State Enterprises	1,978,248,472	1,482,822,000	5,890,000,000	5,297,905,000
003	CLICO Investment Fund	-	2,000,000	53,250,000	2,000,000
		1,978,248,472	1,484,822,000	5,943,250,000	5,299,905,000
	Sub-Head Total	2,157,995,427	1,737,822,000	6,193,250,000	5,564,905,000
05	<u>Profits from Public Financial Institutions</u>				
FN1	COMPTROLLER OF ACCOUNTS MINISTRY OF FINANCE AND THE ECONOMY				
	INTEREST, DIVIDENDS AND SURPLUSES				
001	Equity Profits - Central Bank (Ch. 79:02)	555,331,874	375,000,000	392,550,270	485,000,000
FN5	PERMANENT SECRETARY MINISTRY OF FINANCE AND THE ECONOMY (INVESTMENT DIVISION)				
001	State Enterprises	10,420,843	10,571,000	10,571,000	13,500,000
	Sub-Head Total	565,752,717	385,571,000	403,121,270	498,500,000

Trinidad and Tobago
Head 06 - PROPERTY INCOME

Sub-Head / Receiver / Item / Sub-Item		2013 Actual	2014 Estimates	2014 Revised Estimates	2015 Estimates
06	Other Property Income	\$	\$	\$	\$
EN1	PERMANENT SECRETARY MINISTRY OF ENERGY AND ENERGY AFFAIRS				
001	Share of Profits from Oil Companies under Production Sharing Contract (Chap 62:01)	800,000,000	850,000,000	700,000,000	850,000,000
HS1	PERMANENT SECRETARY MINISTRY OF HOUSING AND URBAN DEVELOPMENT				
003	Shelter Construction Financing Facility	4,894,740	4,500,000	2,500,000	4,500,000
004	Lease Payment for Former Caroni Lands Sugar Industry	-	-	-	-
005	Interest from the Sale of Government Quarters	120,899	-	-	-
		5,015,639	4,500,000	2,500,000	4,500,000
LMI	COMMISSIONER STATE LANDS MINISTRY OF LAND AND MARINE RESOURCES				
001	Premia on Leases (Chap 57:01)	1,073,800	408,000	5,300,000	100,000
003	Premia on Reclaimed Lands (Chap 57:01)	-	-	-	-
004	Premia for variations of the User Clauses in	-	3,060,000	3,060,000	2,000,000
		1,073,800	3,468,000	8,360,000	2,100,000
	Sub-Head Total	806,089,439	857,968,000	710,860,000	856,600,000

Trinidad and Tobago

Head 07 - OTHER NON-TAX REVENUE

Sub-Head / Receiver / Item / Sub-Item		2013 Actual	2014 Estimates	2014 Revised Estimates	2015 Estimates
		\$	\$	\$	\$
01	Administrative Fees and Charges	522,464,539	712,299,370	726,578,540	666,002,770
02	Fines and Forfeitures	94,835,441	97,866,660	93,389,690	92,880,520
03	Pension Contributions	52,582,249	38,338,500	37,679,640	51,245,500
04	Non-Industrial Sales	20,505,922	20,579,220	18,771,290	22,343,900
06	Other (Miscellaneous)	966,730,514	125,332,450	282,173,800	150,303,100
Total		1,657,118,665	994,416,200	1,158,592,960	982,775,790

Estimates 2015	...	982,775,790
Revised Estimates 2014	...	1,158,592,960
Decrease	...	175,817,170

Sub-Head / Receiver / Item / Sub-Item		2013 Actual	2014 Estimates	2014 Revised Estimates	2015 Estimates
		\$	\$	\$	\$
01	Administrative Fees and Charges				
AM1	PERMANENT SECRETARY MINISTRY OF THE ARTS AND MULTICULTURALISM				
001	Fees - National Academy for the Performing Arts	1,330,082	1,601,910	2,127,000	2,200,000
AT4	CHIEF STATE SOLICITOR MINISTRY OF THE ATTORNEY GENERAL				
001	State Solicitor	484,693	204,000	204,000	204,000
002	Administrator General (Chap 9:01)	31,958	32,640	7,890	12,000
003	Official Receiver (Chap 9:70:81:01)	-	-	-	-
004	Public Trustee	3,448	10,200	7,600	6,200
		520,099	246,840	219,490	222,200
CD1	PERMANENT SECRETARY MINISTRY OF COMMUNITY DEVELOPMENT				
001	Adult Classes	174	620	470	400
	Administrative Fees and Charges Carried Forward	1,850,355	1,849,370	2,346,960	2,422,600

Trinidad and Tobago

Head 07 - OTHER NON-TAX REVENUE

Sub-Head / Receiver / Item / Sub-Item		2013 Actual	2014 Estimates	2014 Revised Estimates	2015 Estimates
		\$	\$	\$	\$
01	Administrative Fees and Charges - Brought Forward	1,850,355	1,849,370	2,346,960	2,422,600
EB1	CHIEF ELECTION OFFICER ELECTIONS AND BOUNDARIES COMMISSION				
001	Fees for the replacement of Identification Cards (Chap 2:01)	314,254	336,600	329,700	330,000
ED1	PERMANENT SECRETARY MINISTRY OF EDUCATION				
003	Sale of Handwork and Publications	40	110	70	80
004	External Examination - Local Fees for Candidates	582,074	510,000	690,000	700,000
006	Polytechnic Registration	3,305	2,040	1,960	2,000
007	Polytechnic Tuition	11,805	6,630	6,410	8,500
008	Polytechnic Laboratory	3,324	2,040	1,930	2,500
012	Registration of Teachers	9,530	11,220	10,800	9,500
013	Examination Fees not Elsewhere Classified	1,248,229	255,000	624,360	600,000
014	Sale of Dictionary of Occupational Titles	-	720	720	500
015	Fees - Certified Examinations Statements & Transcripts	91,100	91,800	64,520	22,000
016	Textbook Rental Programme - Fees	3,218	15,300	8,670	6,500
		1,952,625	894,860	1,409,440	1,351,580
EN1	PERMANENT SECRETARY MINISTRY OF ENERGY AND ENERGY AFFAIRS				
001	Petroleum Testing Laboratory	-	-	-	-
002	Fees for Competitive Bidding - Petroleum (Ch. 62:01)	4,103,784	2,550,000	3,022,000	4,000,000
004	Oil Impost (Chap. 62:01, Sec. 72-74)	105,303,584	106,623,600	106,623,600	117,439,500
006	Signature Bonuses-Competitive Bidding (Chap 62:01)	1,765,665	2,040,000	2,040,000	2,040,000
007	Application Fees - Exploration & Production Licences (Ch. 62:01)	500	-	-	1,000
008	Application Fees - Petrochemical Licences (Chap 62:01)	-	-	-	-
009	Application Fees - Lease Operators (Chap 62:01)	-	-	-	-
010	Fees for Competitive Bidding - Quarries (Ch. 61:03)	-	-	-	-
011	Application Fees - Bids for Wholesale Marketing Licences (Chap 62:01)	-	-	-	-
	Administrative Fees and Charges Carried Forward	115,290,767	114,294,430	115,771,700	127,584,680

Trinidad and Tobago

Head 07 - OTHER NON-TAX REVENUE

Sub-Head / Receiver / Item / Sub-Item		2013 Actual	2014 Estimates	2014 Revised Estimates	2015 Estimates
		\$	\$	\$	\$
01	Administrative Fees and Charges - Brought Forward	115,290,767	114,294,430	115,771,700	127,584,680
013	Fees - Miscellaneous	2,100	-	3,000	4,500
014	Production Bonus-North Coast Marine Area 1 (NCMA1)	-	-	-	-
015	Production Bonuses - Other Companies	9,625,650	-	-	-
016	Bunkering Company Licence Fee (Ex-vessel and Ex-wharf) (Chap. 62: 01)	63,493	25,710	25,710	26,000
017	Bunkering Vessel Inspection Fee (Ex-vessel) (Ch. 62: 01)	6,423	6,430	6,430	6,300
018	Facility Inspection Fee (Ex-wharf)(Ch. 62: 01)	25,323	6,430	6,430	6,300
		120,896,522	111,252,170	111,727,170	123,523,600
EV1	PERMANENT SECRETARY MINISTRY OF THE ENVIRONMENT AND WATER RESOURCES				
001	Fees - San Fernando Hill	256,329	255,000	274,100	300,000
002	Fees - Caroni Swamp	-	-	-	-
003	Specialized Services - Meteorological Services Division	61,965	40,800	40,450	60,000
005	Water Improvement Rates (Chap 54: 41)	218,483,633	424,060,000	424,060,000	345,000,000
		218,801,927	424,355,800	424,374,550	345,360,000
FA1	PERMANENT SECRETARY MINISTRY OF FOREIGN AFFAIRS				
002	Diplomatic Mail Service Charge (Chapter 77: 01)	2,234,772	1,785,000	2,086,800	2,600,000
004	Examination Fees	-	-	-	-
		2,234,772	1,785,000	2,086,800	2,600,000
FN1	COMPTROLLER OF ACCOUNTS MINISTRY OF FINANCE AND THE ECONOMY				
001	Licence Fees - Financial Institutions other than Commercial Banks	-	-	-	-
FN2	CHAIRMAN BOARD OF INLAND REVENUE MINISTRY OF FINANCE AND THE ECONOMY				
001	Cinematograph Arrangement Fee (Chap 77: 03 Sec 10)	9,000	-	-	-
002	Warden's Search Fees	63,055	61,200	62,930	60,000
	Administrative Fees and Charges Carried Forward	346,122,510	540,535,000	542,337,550	475,647,780

Trinidad and Tobago

Head 07 - OTHER NON-TAX REVENUE

Sub-Head / Receiver / Item / Sub-Item		2013 Actual	2014 Estimates	2014 Revised Estimates	2015 Estimates
		\$	\$	\$	\$
01	Administrative Fees and Charges - Brought Forward	346,122,510	540,535,000	542,337,550	475,647,780
003	Pension Plan - Registration Fee (Ch. 84:01)	310	410	370	400
		72,365	61,610	63,300	60,400
FN3	COMPTROLLER OF CUSTOMS AND EXCISE MINISTRY OF FINANCE AND THE ECONOMY				
001	Comptroller of Customs and Excise (Ch. 78:01)	7,098,879	7,446,000	7,880,000	8,000,000
002	Processing of Bills of Sight (Ch. 78:01)	60,739	102,000	426,370	102,000
003	Container Processing Fees (Ch. 78:01)	38,358,231	37,740,000	36,219,370	38,000,000
004	Customs Declaration Transaction User Fee (Chap 78:01)	8,696,491	7,650,000	7,182,430	7,527,020
		54,214,340	52,938,000	51,708,170	53,629,020
FN7	SUPERVISOR OF INSOLVENCY OFFICE OF THE SUPERVISOR OF INSOLVENCY				
001	Fees for Licenses and Other Services under the Bankruptcy and Insolvency Act No. 26 of 2007	-	-	1,000	6,000
FP1	PERMANENT SECRETARY MINISTRY OF FOOD PRODUCTION				
001	Agriculture-Examiner of Animals (Ch. 67:02)	7,865	7,650	10,200	6,500
002	Veterinary Officers' Fees (Ch. 67:04)	11,634	15,300	15,870	12,000
003	Dogs and Cats Quarantine Stn. Quarantine Fees (Ch. 67:02)	49,458	71,400	-	-
004	Laboratory Fees	64,943	61,200	108,850	70,000
005	Import Permits (Ch. 67:02)	112,425	114,240	107,710	112,500
006	Registration Fees - Praedial Larceny	390	620	1,730	1,520
007	Export Permits (Ch. 67:02)	20,780	23,970	25,800	24,600
008	Horses Quarantine Station, Quarantine Fees	17,790	15,300	11,860	16,000
		285,285	309,680	282,020	243,120
HE1	PERMANENT SECRETARY MINISTRY OF HEALTH				
002	Hospital - Miscellaneous	-	510	-	-
003	Chemist (Ch. 30:01)(Ch. 30:03)	605,285	561,000	442,220	560,000
	Administrative Fees and Charges Carried Forward	401,227,730	594,344,600	594,771,330	530,086,320

Trinidad and Tobago
Head 07 - OTHER NON-TAX REVENUE

Sub-Head / Receiver / Item / Sub-Item		2013 Actual	2014 Estimates	2014 Revised Estimates	2015 Estimates
01	Administrative Fees and Charges - Brought Forward	\$ 401,227,730	\$ 594,344,600	\$ 594,771,330	\$ 530,086,320
004	Pathology	-	-	-	-
005	Hospital - X-ray Electrical Treatment and Physiotherapy	985	620	620	-
006	Hospital - Maintenance of Patients and Operation Fees	11,935	10,200	-	-
009	Public Health Inspectors Overtime Allowances	-	-	-	100,000
		618,205	572,330	442,840	660,000
IC2	REGISTRAR INTEGRITY COMMISSION				
001	Legal Judgements in favour of the Integrity Commission	-	-	-	75,000
LA1	REGISTRAR GENERAL MINISTRY OF LEGAL AFFAIRS				
001	Registrar General (Chap 19:03)	28,265,654	26,520,000	31,845,200	32,400,000
002	Application for Marriage Officers' Licence (Chap 45:01)	7,500	8,160	3,510	6,000
003	Marriage Officers' Licence Fee (Chap 45:01)	21,200	20,400	18,150	3,600
004	Renewal of Marriage Officers' Licence (Chap 45:01)	14,700	13,260	5,660	11,000
		28,309,054	26,561,820	31,872,520	32,420,600
LA2	CONTROLLER, INTELLECTUAL PROPERTY OFFICE MINISTRY OF LEGAL AFFAIRS				
001	Intellectual Property Fees (Chap 82:75-82:81)	5,240,692	5,924,160	5,600,000	5,700,000
LE1	PERMANENT SECRETARY MINISTRY OF LABOUR AND SMALL AND MICRO ENTERPRISE DEVELOPMENT				
001	Registrar, Trade Unions (Chap 88:02)	35	110	110	50
002	Commissioner of Co-operatives (Chap 81:03)	30	110	110	60
003	Registrar, Friendly Societies (Chap 32:50)	216	110	110	130
		281	330	330	240
Administrative Fees and Charges Carried Forward		434,790,677	626,841,730	632,244,800	568,382,160

Trinidad and Tobago

Head 07 - OTHER NON-TAX REVENUE

Sub-Head / Receiver / Item / Sub-Item		2013 Actual	2014 Estimates	2014 Revised Estimates	2015 Estimates
		\$	\$	\$	\$
01	Administrative Fees and Charges - Brought Forward	434,790,677	626,841,730	632,244,800	568,382,160
LG1	PERMANENT SECRETARY MINISTRY OF LOCAL GOVERNMENT				
001	Miscellaneous	-	-	-	-
LMI	COMMISSIONER STATE LANDS MINISTRY OF LAND AND MARINE RESOURCES				
001	Commissioner of State Lands Search Fees	-	-	-	-
002	Miscellaneous	22,951	22,440	14,660	15,000
003	Licence Fee for Land Reclamation (Ch. 57:01)	350,000	510	500	200,000
004	Preparation and Processing of Agreement and Leases	147,698	183,600	51,050	183,600
005	Processing of Reclamation and Jetty Licences	-	4,080	4,080	4,080
006	Approval of Building Plans on Lands subject to State Leases (Ch. 57:01)	2,500	2,040	3,460	2,500
007	Grant of Consent to Assign (Ch. 57:01)	38,117	102,000	61,200	102,000
		561,266	314,670	134,950	507,180
MJ1	CHIEF MAGISTRATE MAGISTRACY - JUDICIARY				
001	District and Petty Civil Courts (Chap 4:21)	123,271	20,400	24,200	26,400
002	Magistrates' Courts (Chap 4:20)	140,941	142,800	133,900	141,000
003	Liquor Licences - Application Fees (Chap 84:10)	32,290	40,800	41,600	46,000
004	Magistrates' Notes of Evidence (Chap 4:20)	180,125	188,700	177,700	160,000
		476,627	392,700	377,400	373,400
NS1	PERMANENT SECRETARY MINISTRY OF NATIONAL SECURITY				
001	Naturalisation Certificates (Chap 1:50)	21,160	25,500	24,000	26,000
002	Registration as a Citizen (Chap 1:50)	267,691	306,000	222,620	260,000
003	Work Permits - Application Fees (Chap 18:01)	2,854,800	3,060,000	3,359,800	3,430,000
004	Work Permits - Duration Fees (Chap 18:01)	20,040,750	20,400,000	30,000,000	31,000,000
005	Travelling Salesmen - Permit Fees (Chap 18:01)	-	15,300	1,200	5,000
006	Certificate of Residence (Chap 18:01)	437,300	459,000	535,200	500,000
007	Trinidad and Tobago Forensic Science Centre-Fees for Services (Chap 7:02)	18,100	14,280	16,450	18,000
	Administrative Fees and Charges Carried Forward	459,468,371	651,829,180	666,916,420	604,501,740

Trinidad and Tobago

Head 07 - OTHER NON-TAX REVENUE

Sub-Head / Receiver / Item / Sub-Item		2013 Actual	2014 Estimates	2014 Revised Estimates	2015 Estimates
		\$	\$	\$	\$
01	Administrative Fees and Charges - Brought Forward	459,468,371	651,829,180	666,916,420	604,501,740
008	Overseas Missionary Permits (Chap 18:01)	144,000	112,200	127,200	149,000
		23,783,801	24,392,280	34,286,470	35,388,000
NS2	CHIEF IMMIGRATION OFFICER MINISTRY OF NATIONAL SECURITY				
001	Passport and Permit Fees (Chap 18:01)	42,947,962	40,800,000	40,800,000	42,000,000
002	Immigration - Boarding and Clearing Fees (Chap 18:01)	1,367,275	1,326,000	1,326,000	1,400,000
003	Certificate of Residence under Amnesty Programme - Application Fee (Chap 18:01)	-	-	-	-
005	Restoration of Citizenship - Application Fees (Chap 1:50)	12,386	12,240	13,640	12,000
006	Restoration of Citizenship - Certificate Fees (Chap 1:50)	122,873	71,400	46,500	100,000
007	Issue of Letters confirming Citizenship or Residence (Chap 18:01)	65,301	102,000	59,990	50,000
		44,515,797	42,311,640	42,246,130	43,562,000
NS3	COMMISSIONER OF POLICE TRINIDAD AND TOBAGO POLICE SERVICE				
001	Clothing and Powder Cart	-	510	510	500
003	Miscellaneous	9,441,404	8,364,000	8,364,000	9,000,000
004	Fees for lodgement of firearms (Ch. 16:01)	100,300	102,000	89,780	130,000
		9,541,704	8,466,510	8,454,290	9,130,500
NS4	CHIEF FIRE OFFICER MINISTRY OF NATIONAL SECURITY				
001	Special Services (Ch. 35:50)	569,882	530,400	567,420	600,000
002	Examination Fees (Ch. 35:50)	4,088	-	-	-
		573,970	530,400	567,420	600,000
PL2	DIRECTOR OF STATISTICS MINISTRY OF PLANNING AND SUSTAINABLE DEVELOPMENT				
001	Supply of Statistical Information (Ch.19:02)	35,562	56,100	20,700	35,000
	Administrative Fees and Charges Carried Forward	514,279,404	703,306,030	718,332,160	657,978,240

Trinidad and Tobago

Head 07 - OTHER NON-TAX REVENUE

Sub-Head / Receiver / Item / Sub-Item		2013 Actual	2014 Estimates	2014 Revised Estimates	2015 Estimates
		\$	\$	\$	\$
01	Administrative Fees and Charges - Brought Forward	514,279,404	703,306,030	718,332,160	657,978,240
002	Computer Service (C.S.O.) (Ch.19:02)	8,725	20,400	8,200	8,000
		44,287	76,500	28,900	43,000
P01	PERMANENT SECRETARY MINISTRY OF PUBLIC UTILITIES				
004	Government Electrical Inspector's Fees (Ch. 54:72)	4,844,207	5,202,000	4,794,720	4,800,000
SC1	DIRECTOR OF PERSONNEL ADMINISTRATION SERVICE COMMISSIONS DEPARTMENT				
001	Civil Service Entrance Examination Fees(Ch. 23:01)	137,700	586,500	490,250	212,500
002	Fees for copies of judgement orders by the Police Service Commission (Ch.01:01)	515	-	-	500
003	Legal Judgements in favour of Service Commission	-	-	-	-
		138,215	586,500	490,250	213,000
S31	REGISTRAR SUPREME COURT - JUDICIARY				
001	Registrar, Supreme Court (Chap 4:01)	1,882,793	2,040,000	1,800,000	1,900,000
002	Commissioner, Workman's Compensation Ordinance (Chap 88:05)	-	-	-	-
003	Notaries Public Registration Fees (Chap 6:51)	1,000	1,020	1,020	1,500
004	Marshal (Chap 4:01)	1,455	1,020	1,180	1,800
		1,885,248	2,042,040	1,802,200	1,903,300
SP1	PERMANENT SECRETARY MINISTRY OF SPORT				
001	Community Swimming Pools	120,302	117,300	130,400	130,000
TA1	REGISTRAR TAX APPEAL BOARD				
001	Appeal Board (Ch. 4:50)	-	-	-	-
TE1	PERMANENT SECRETARY MINISTRY OF TERTIARY EDUCATION AND SKILLS TRAINING				
001	Examination Fees	340,593	204,000	37,540	28,330
	Administrative Fees and Charges Carried Forward	521,616,694	711,478,270	725,595,470	665,060,870

Trinidad and Tobago
Head 07 - OTHER NON-TAX REVENUE

Sub-Head / Receiver / Item / Sub-Item	2013 Actual	2014 Estimates	2014 Revised Estimates	2015 Estimates
01 Administrative Fees and Charges - Brought Forward	\$ 521,616,694	\$ 711,478,270	\$ 725,595,470	\$ 665,060,870
TP2 TRANSPORT COMMISSIONER MINISTRY OF TRANSPORT				
001 Weighbridge Fees (Chap 48:50)	599,680	587,520	624,580	700,000
002 Miscellaneous	-	-	-	-
003 Registration Fee for Testing Station (Chap 48:50)	1,000	3,060	2,060	1,000
004 Renewal Fee for Testing Station (Chap 48:50)	29,500	30,600	29,600	34,500
005 Examiner Certificate Fee (Chap 48:50)	8,400	8,160	8,760	11,000
006 Renewal of Examiner Certificate Fee (Chap 48:50)	1,500	3,060	4,560	5,000
	640,080	632,400	669,560	751,500
TP3 DIRECTOR MARITIME SERVICES MINISTRY OF TRANSPORT				
001 Shipping Office Fees (Chap 50:10)	76,600	35,700	169,940	62,400
TR1 PERMANENT SECRETARY MINISTRY OF TRADE, INDUSTRY, INVESTMENT AND COMMUNICATIONS				
001 Events Centre - Fees for Service	-	-	-	-
002 Inspectors of Weights and Measures	94,800	112,200	102,770	90,000
003 Censor Cinematograph Film	36,365	40,800	40,800	38,000
	131,165	153,000	143,570	128,000
W11 PERMANENT SECRETARY MINISTRY OF WORKS AND INFRASTRUCTURE				
002 Advertising Fees - Highways Beautification Unit	-	-	-	-
Sub-Head Total	522,464,539	712,299,370	726,578,540	666,002,770
02 <u>Fines and Forfeitures</u>				
ED1 PERMANENT SECRETARY MINISTRY OF EDUCATION				
001 Penalties and Fines - National Library and Information Services (NALIS) Formerly Central Library	8,104	-	2,000	4,500
Fines and Forfeitures Carried Forward	8,104	-	2,000	4,500

Trinidad and Tobago

Head 07 - OTHER NON-TAX REVENUE

Sub-Head / Receiver / Item / Sub-Item		2013 Actual	2014 Estimates	2014 Revised Estimates	2015 Estimates
		\$	\$	\$	\$
02	Fines and Forfeitures - Brought Forward	8,104	-	2,000	4,500
FN1	COMPTROLLER OF ACCOUNTS MINISTRY OF FINANCE AND THE ECONOMY				
001	Fines and Penalties under the Financial Institutions Act No 26 of 2008 (Ch. 79:09)	388,154	510,000	746,400	600,000
FN3	COMPTROLLER OF CUSTOMS AND EXCISE MINISTRY OF FINANCE AND THE ECONOMY				
001	Fines and Seizures (Ch. 78:50)(Ch. 78:01)	8,114,368	2,550,000	6,900,000	7,500,000
FN6	PERMANENT SECRETARY MINISTRY OF FINANCE AND THE ECONOMY				
001	Penalties - Securities & Exchange Commission (Chap 83:02)	233,500	765,000	839,000	100,000
IC1	REGISTRAR INDUSTRIAL COURT				
001	Fines (Ch. 88:01)	22,000	4,080	4,080	22,000
JT1	COMMISSIONER OF PRISONS MINISTRY OF JUSTICE				
001	Fines (Chap 13:01)	1,149	1,020	638,260	5,000
MJ1	CHIEF MAGISTRATE MAGISTRACY - JUDICIARY				
001	Magistrates' Courts (Chap 4:20)	26,286,343	30,600,000	25,215,000	25,500,000
002	Petty Civil Courts (Chap 4:21)	2	1,020	29,100	1,020
003	Poundage Fees (Chap 67:03)	6,090	1,740	1,490	2,000
004	Miscellaneous	60,917	102,000	97,600	50,000
005	Motor Vehicles and Road Traffic (Fixed Penalty) (Amendment) Regulations, 1984 (Ticket System) (Chap 48:52)	51,822,680	56,100,000	52,000,000	52,000,000
		78,176,032	86,804,760	77,343,190	77,553,020
	Fines and Forfeitures Carried Forward	86,943,307	90,634,860	86,472,930	85,784,520

Trinidad and Tobago

Head 07 - OTHER NON-TAX REVENUE

Sub-Head / Receiver / Item / Sub-Item		2013 Actual	2014 Estimates	2014 Revised Estimates	2015 Estimates
		\$	\$	\$	\$
02	Fines and Forfeitures - Brought Forward	86,943,307	90,634,860	86,472,930	85,784,520
NS2	CHIEF IMMIGRATION OFFICER MINISTRY OF NATIONAL SECURITY				
001	Fines (Chap 18:01)	219,950	10,200	259,850	200,000
NS4	CHIEF FIRE OFFICER MINISTRY OF NATIONAL SECURITY				
001	Fines (Chap 35:50)	-	-	-	-
SC1	DIRECTOR OF PERSONNEL ADMINISTRATION SERVICE COMMISSIONS DEPARTMENT				
001	Fines (Chap. 1:01)	-	-	-	6,000
SJ1	REGISTRAR SUPREME COURT - JUDICIARY				
001	Supreme Court (Chap 4:01)	170,048	102,000	89,850	60,000
002	Poundage Fees (Chap. 4:01)	53,836	71,400	25,680	50,000
		223,884	173,400	115,530	110,000
TP2	TRANSPORT COMMISSIONER MINISTRY OF TRANSPORT				
001	Fines - Late Registration of Transfer (Used Motor Vehicles)(Ch. 48:50)	171,050	255,000	300,570	280,000
002	Penalty-Late Renewal of Driving Permits (Ch. 48:50)	7,277,250	6,793,200	6,240,810	6,500,000
		7,448,300	7,048,200	6,541,380	6,780,000
TP3	DIRECTOR MARITIME SERVICES MINISTRY OF TRANSPORT				
001	Fines - Offences under the Shipping Act No. 24 of 1987 (Chap 50:10)	-	-	-	-
	Sub-Head Total	94,835,441	97,866,660	93,389,690	92,880,520

Trinidad and Tobago

Head 07 - OTHER NON-TAX REVENUE

Sub-Head / Receiver / Item / Sub-Item		2013 Actual	2014 Estimates	2014 Revised Estimates	2015 Estimates
03	Pension Contributions	\$	\$	\$	\$
FNI	COMPTROLLER OF ACCOUNTS MINISTRY OF FINANCE AND THE ECONOMY				
001	Contributions to Widows' and Orphans' Pension Scheme (Chap. 23:54)	847,978	880,000	880,000	890,000
002	Police Service- Contribution to Superannuation Fund (Chap. 23:52)	9,738,360	6,750,000	7,877,000	9,000,000
003	Fire Services - Contribution to Superannuation Fund (Chap. 23:52)	2,566,548	2,450,000	2,450,000	2,500,000
004	Provident Fund Bonus Surrendered and Forfeited (Chap. 23:57)	-	-	-	-
005	Trinidad and Tobago Defence Force - Contribution to Superannuation Fund (Chap. 23:52)	34,512,199	23,400,000	21,675,200	34,000,000
006	Members of Parliament	1,198,377	1,150,000	1,150,000	1,150,000
007	Heads of Missions (Chap. 17:04)	191,223	195,000	195,000	192,000
008	Officers on Secondment (Chap. 23:52)				
02	University of the West Indies	52,390	85,000	100,000	90,000
03	Public Transport Service Corporation	-	-	-	-
04	Commonwealth Caribbean Regional Secretariat	-	-	-	-
08	Chaguaramas Development Authority	-	-	-	-
09	National Insurance Property Development Company Limited	-	-	-	-
11	Trinidad and Tobago Bureau of Standards	11,618	15,000	13,940	15,000
12	Legal Aid and Advisory Authority	15,806	25,000	15,000	25,000
13	Port Authority of Trinidad and Tobago	-	-	-	-
15	Trinidad and Tobago Unified Teachers' Association	-	-	-	-
16	Airports Authority of Trinidad and Tobago	-	-	-	-
19	Caribbean Examinations Councils	-	-	-	-
20	National Institute of Higher Education Research Science and Technology (NIHERST)	-	-	-	-
23	Public Services Association	-	-	-	-
26	National Helicopter Services Limited	-	-	-	-
27	Youth Training and Employment Partnership Programme Limited (YTEPP)	-	-	-	-
28	Eric Williams Medical Sciences Complex	-	-	-	-
31	Environmental Management Authority	-	-	-	-
32	National Training Agency	-	-	-	-
33	Trinidad & Tobago Securities & Exchange Commission	30,914	28,500	28,500	29,000
34	Trinidad & Tobago Industrial Development Corporation (TIDCO)	-	-	-	-
	Pension Contributions Carried Forward	49,165,413	34,978,500	34,384,640	47,891,000

Trinidad and Tobago

Head 07 - OTHER NON-TAX REVENUE

Sub-Head / Receiver / Item / Sub-Item		2013 Actual	2014 Estimates	2014 Revised Estimates	2015 Estimates
		\$	\$	\$	\$
03	Pension Contributions - Brought Forward	49,165,413	34,978,500	34,384,640	47,891,000
35	National Agricultural Marketing and Development Corporation (NAMDEVCO)	29,101	30,000	30,000	29,500
36	Central Bank of Trinidad and Tobago	-	-	-	-
37	College of Science Technology and Applied Arts of Trinidad and Tobago	-	-	-	-
38	Asa Wright Nature Centre	-	-	-	-
39	Telecommunications Authority of T & T	70,703	35,000	35,000	35,000
40	University of Trinidad and Tobago (UTT)	97,483	95,000	30,000	90,000
41	Accreditation Council of Trinidad and Tobago (ACTT)	-	-	-	-
		308,015	313,500	252,440	313,500
009	Prison Service - Contribution to Superannuation Fund (Chap.13:02)	3,219,549	3,200,000	3,200,000	3,200,000
	Sub-Head Total	52,582,249	38,338,500	37,679,640	51,245,500
04	<u>Non-Industrial Sales</u>				
CD1	PERMANENT SECRETARY MINISTRY OF COMMUNITY DEVELOPMENT				
001	Sale of Goods	-	1,020	200	300
E81	CHIEF ELECTION OFFICER ELECTIONS AND BOUNDARIES COMMISSION				
001	Electoral - Sale of Lists (Chap 2:01)	42,938	8,160	27,500	45,000
002	Electoral - Sale of I.D. Cards and Loss of Original	400	-	40	-
003	Electoral Sale of Maps (Chap 2:01)	29,298	6,630	12,000	35,000
004	Electoral - Sale of Reports (Chap 2:01)	9,601	2,040	3,000	11,000
		82,237	16,830	42,540	91,000
EN1	PERMANENT SECRETARY MINISTRY OF ENERGY AND ENERGY AFFAIRS				
001	Sale of Reports and Maps	4,450	15,300	4,700	10,000
	Non-Industrial Sales Carried Forward	86,687	33,150	47,440	101,300

Trinidad and Tobago

Head 07 - OTHER NON-TAX REVENUE

Sub-Head / Receiver / Item / Sub-Item		2013 Actual	2014 Estimates	2014 Revised Estimates	2015 Estimates
04	Non-Industrial Sales - Brought Forward	\$ 86,687	\$ 33,150	\$ 47,440	\$ 101,300
EVI	PERMANENT SECRETARY MINISTRY OF THE ENVIRONMENT AND WATER RESOURCES				
002	Forests - Miscellaneous	118,413	153,000	80,300	110,000
003	Forests - Sale of Timber and Produce	6,220,357	7,344,000	2,559,000	6,500,000
		6,338,770	7,497,000	2,639,300	6,610,000
FNI	COMPTROLLER OF ACCOUNTS MINISTRY OF FINANCE AND THE ECONOMY				
	SALE OF GOVERNMENT STORES AND OTHER PROPERTY				
001	Sale of obsolete, redundant and unserviceable Government Stores and Property (Ch. 71:91)	3,914,467	4,080,000	6,100,000	5,500,000
002	Sale of Safes, Vault Doors, etc	-	-	-	-
		3,914,467	4,080,000	6,100,000	5,500,000
FN3	COMPTROLLER OF CUSTOMS AND EXCISE MINISTRY OF FINANCE AND THE ECONOMY				
001	Sale of Spirits Stock Books (Ch. 84:10)	5,140	4,800	7,000	5,000
002	Sale of Certificate Books (Spirit Removal) (Ch. 84:10)	107,898	122,400	103,300	120,000
003	Sale of Certificate Books (Petrol Removal) (Ch. 78:50)	57,500	61,200	95,000	85,000
004	Sale of Goods	-	-	10	-
		170,538	188,400	205,310	210,000
FP1	PERMANENT SECRETARY MINISTRY OF FOOD PRODUCTION				
001	Sale of Plants and Produce				
01	St. Augustine Station	843,936	765,000	1,000,000	1,500,000
02	La Reunion Station	264,982	443,700	298,000	300,000
04	Marper Farm	50,356	45,900	575,000	600,000
		1,159,274	1,254,600	1,873,000	2,400,000
	Non-Industrial Sales Carried Forward	11,669,736	13,053,150	10,865,050	14,821,300

Trinidad and Tobago

Head 07 - OTHER NON-TAX REVENUE

Sub-Head / Receiver / Item / Sub-Item		2013 Actual	2014 Estimates	2014 Revised Estimates	2015 Estimates
		\$	\$	\$	\$
04	Non-Industrial Sales - Brought Forward	11,669,736	13,053,150	10,865,050	14,821,300
004	Central Experimental Station	532,055	459,000	750,000	750,000
005	Extension Services Division	67,574	76,500	115,000	118,000
006	St. Joseph Farm - Trinidad	338,788	321,300	340,000	376,000
008	Fisheries - Sale of Fruits and Produce	-	-	-	-
009	Sale of Apiary Products	29,839	26,010	20,000	20,000
010	Chaguaramas Estate	22,840	8,160	17,900	10,000
012	Chaguaramas Agricultural Development Project	18,111	20,400	50,000	50,000
014	State Lands Development Projects - Sale of Animals	-	-	-	-
016	Sale of Drugs	82,313	86,700	70,000	87,500
018	Hillside Station (St Michael Estate)	4,290	6,630	5,130	4,500
021	La Pastora Station (Horticulture Division)	215,353	214,200	270,000	270,000
022	Sale of Fertilizer to Caribbean Chemicals and Agencies Ltd.	2,932,224	1,020,000	1,400,000	-
		5,402,661	3,493,500	4,911,030	4,086,000
GY1	PERMANENT SECRETARY MINISTRY OF GENDER, YOUTH AND CHILD DEVELOPMENT				
001	Persto Praesto Estate - Sale of Produce	19,565	15,300	39,500	22,000
002	Chatham Youth Camp	4,160	2,040	3,550	2,500
		23,725	17,340	43,050	24,500
HE1	PERMANENT SECRETARY MINISTRY OF HEALTH				
003	Sale of Stores	1,652,838	1,734,000	1,400,000	1,700,000
HS1	PERMANENT SECRETARY MINISTRY OF HOUSING AND URBAN DEVELOPMENT				
001	Sale of House Plans	-	-	-	-
IC1	REGISTRAR INDUSTRIAL COURT				
001	Sale of Publications	110,092	102,000	137,000	130,000
JT1	COMMISSIONER OF PRISONS MINISTRY OF JUSTICE				
001	Prison Industries	49,810	56,100	70,200	60,000
	Non-Industrial Sales Carried Forward	17,749,588	17,201,490	15,553,330	18,421,800

Trinidad and Tobago
Head 07 - OTHER NON-TAX REVENUE

Sub-Head / Receiver / Item / Sub-Item		2013 Actual	2014 Estimates	2014 Revised Estimates	2015 Estimates
04	Non-Industrial Sales - Brought Forward	\$ 17,749,588	\$ 17,201,490	\$ 15,553,330	\$ 18,421,800
LA3	PERMANENT SECRETARY MINISTRY OF LEGAL AFFAIRS				
001	Sale of Publications (Chap. 3:02)	469,784	459,000	199,350	450,000
LM2	DIRECTOR OF SURVEYS MINISTRY OF LAND AND MARINE RESOURCES				
001	Hydrographic Unit - Sale of Nautical Documents	5,040	5,100	4,900	5,100
002	Surveys - Sale of Maps, cadastral information and	106,434	102,000	99,500	105,000
003	Sale of Survey Control Information (Ch. 58:04)	4,000	4,080	7,200	6,000
004	Sale of Digital Products (Ch. 58:04)	77,770	229,500	72,400	230,000
		193,244	340,680	184,000	346,100
ND1	PERMANENT SECRETARY MINISTRY OF NATIONAL DIVERSITY AND SOCIAL INTEGRATION				
001	National Cultural Council - Sale of Literature	4,275	5,100	5,100	5,500
PL1	PERMANENT SECRETARY MINISTRY OF PLANNING AND SUSTAINABLE DEVELOPMENT				
002	Sale of Documents	-	104,040	5,000	10,000
PUI	PERMANENT SECRETARY MINISTRY OF PUBLIC UTILITIES				
001	Printing and Stationery	389,524	357,000	200,000	350,000
SJ1	REGISTRAR SUPREME COURT - JUDICIARY				
001	Sale of Annual Index	136,707	204,000	352,000	350,000
TA1	REGISTRAR TAX APPEAL BOARD				
001	Sale of Publications	-	510	510	500
	Non-Industrial Sales Carried Forward	18,943,122	18,671,820	16,499,290	19,933,900

Trinidad and Tobago

Head 07 - OTHER NON-TAX REVENUE

Sub-Head / Receiver / Item / Sub-Item		2013 Actual	2014 Estimates	2014 Revised Estimates	2015 Estimates
04	Non-Industrial Sales - Brought Forward	\$ 18,943,122	\$ 18,671,820	\$ 16,499,290	\$ 19,933,900
TE1	PERMANENT SECRETARY MINISTRY OF TERTIARY EDUCATION AND SKILLS TRAINING				
001	El Dorado Youth Camp	-	-	-	-
TP2	TRANSPORT COMMISSIONER MINISTRY OF TRANSPORT				
001	Sale of Documents	-	-	-	-
002	Sale of Inspection Stickers (Chap. 48:50)	1,490,000	1,836,000	2,137,000	2,200,000
		-----	-----	-----	-----
		1,490,000	1,836,000	2,137,000	2,200,000
TP3	DIRECTOR MARITIME SERVICES MINISTRY OF TRANSPORT				
001	Sale of Records	72,800	71,400	135,000	210,000
002	Navigational Aids	-	-	-	-
		-----	-----	-----	-----
		72,800	71,400	135,000	210,000
	Sub-Head Total	20,505,922	20,579,220	18,771,290	22,343,900
06	Other (Miscellaneous)				
AG1	DEPUTY AUDITOR GENERAL AUDITOR GENERAL DEPARTMENT				
	CONTRIBUTION FOR AUDIT ACCOUNTS				
001	Port-of-Spain Corporation	-	51,000	-	50,000
002	San Fernando Corporation	-	-	-	70,000
003	Arima Borough Corporation	19,680	51,000	-	-
004	Point Fortin Borough Corporation	-	-	-	-
005	Agricultural Development Bank	-	-	58,400	-
	Other (Miscellaneous) Carried Forward	19,680	102,000	58,400	120,000

Trinidad and Tobago
Head 07 - OTHER NON-TAX REVENUE

Sub-Head / Receiver / Item / Sub-Item		2013 Actual	2014 Estimates	2014 Revised Estimates	2015 Estimates
		\$	\$	\$	\$
06	Other (Miscellaneous) - Brought Forward	19,680	102,000	58,400	120,000
006	Regional Corporations	-	219,300	219,300	240,000
008	Public Transport Service Corporation	-	40,800	-	40,000
009	Other Authorities	833,412	2,436,270	2,322,700	2,079,750
010	Chaguanas Borough Corporation	-	-	-	-
		853,092	2,798,370	2,600,400	2,479,750
AT4	CHIEF STATE SOLICITOR MINISTRY OF THE ATTORNEY GENERAL				
001	Recovery of Cost	565,268	102,000	170,000	250,000
CD1	PERMANENT SECRETARY MINISTRY OF COMMUNITY DEVELOPMENT				
002	Proceeds from Best Village	120,050	102,000	102,000	102,000
ED1	PERMANENT SECRETARY MINISTRY OF EDUCATION				
001	Recoveries of Expenses from Government Scholars - National Scholars	-	-	-	-
EN1	PERMANENT SECRETARY MINISTRY OF ENERGY AND ENERGY AFFAIRS				
001	Seismographic Surveys	181,672	5,100,000	1,400,000	5,200,000
002	Surplus Income from the Sale of Petroleum Products (Chap 62:02)	-	-	-	-
003	Charge for relinquishing licensed area (Chap 62:01)	-	-	-	-
		181,672	5,100,000	1,400,000	5,200,000
EV1	PERMANENT SECRETARY MINISTRY OF THE ENVIRONMENT AND WATER RESOURCES				
001	Contribution by West Indian Governments towards Cost of Meteorological Services at Rawinsonde Station, Piarcu	-	51,000	-	-
	Other (Miscellaneous) Carried Forward	1,720,082	8,153,370	4,272,400	8,031,750

Trinidad and Tobago

Head 07 - OTHER NON-TAX REVENUE

Sub-Head / Receiver / Item / Sub-Item		2013 Actual	2014 Estimates	2014 Revised Estimates	2015 Estimates
		\$	\$	\$	\$
06	Other (Miscellaneous) - Brought Forward	1,720,082	8,153,370	4,272,400	8,031,750
002	Radar Contribution from Caribbean Meteorological Organisation	-	15,300	-	-
003	Damages and Recovery of Cost - Environmental Management Authority (Chap 35:05)	-	-	-	-
		-	66,300	-	-
FA1	PERMANENT SECRETARY MINISTRY OF FOREIGN AFFAIRS				
001	Contribution of Overseas Staff towards the Cost of Living Accommodation (Chap. 23:01)	745,398	1,326,000	1,382,000	1,000,000
FN1	COMPTROLLER OF ACCOUNTS MINISTRY OF FINANCE AND THE ECONOMY				
001	Gain on Sale of Investments	-	1,020	-	900
002	Recoveries of Overpayments relating to previous years (Chap 69:01)	49,411,865	40,800,000	35,000,000	40,000,000
005	Life Insurance Companies Salary Deduction Plan	540,190	561,000	554,000	550,000
008	Telephone, Telegram and Cablegram Charges	150,640	61,200	8,400	110,000
009	Government Vehicles Insurance Fund	564,435	102,000	104,000	105,000
010	Sundry	1,538,395	2,040,000	650,000	1,500,000
011	Unclaimed Deposits	5,245,992	20,400,000	2,000,000	20,000,000
012	In-operative Accounts at Commercial Banks (Chap 79:09)	24,114,831	15,300,000	15,600,000	18,000,000
013	Recoveries of Expenses from Government Scholars	-	-	-	-
016	Fees - Payment for the use of Caption - "Brokers to the Government of Trinidad and Tobago."	10,000	10,200	10,200	10,000
020	Gain on Treasury Bills	1,017,673	102,000	-	100,000
023	Net Settlement on Swap Transaction - Loan - Citibank N.A.	871,070,726	25,500,000	212,000,000	50,000,000
024	Commitment Fee-Postal Services Reform Loan No. 44580TR	-	-	-	-
025	Recovery of Expenses - Items issued to Public Officers for personal use	44,797	35,700	43,000	35,000
		953,709,544	104,913,120	265,969,600	130,410,900
FN3	COMPTROLLER OF CUSTOMS AND EXCISE MINISTRY OF FINANCE AND THE ECONOMY				
001	Excise Warehouse (Ch. 78:50)	648,178	612,000	450,000	600,000
	Other (Miscellaneous) Carried Forward	956,823,202	115,019,790	272,074,000	140,042,650

Trinidad and Tobago

Head 07 - OTHER NON-TAX REVENUE

Sub-Head / Receiver / Item / Sub-Item		2013 Actual	2014 Estimates	2014 Revised Estimates	2015 Estimates
06	Other (Miscellaneous) - Brought Forward	\$ 956,823,202	\$ 115,019,790	\$ 272,074,000	\$ 140,042,650
FNS	PERMANENT SECRETARY MINISTRY OF FINANCE AND THE ECONOMY (INVESTMENT DIVISION)				
002	Recovery of Expenses - National Enterprises Limited (NEL)	-	-	-	-
MJ1	CHIEF MAGISTRATE MAGISTRACY - JUDICIARY				
001	Costs Recovered	5,000	-	-	-
NS2	CHIEF IMMIGRATION OFFICER MINISTRY OF NATIONAL SECURITY				
001	Refund of Repatriation Expenses (Chap 18:01)	-	460	-	450
PA1	PERMANENT SECRETARY MINISTRY OF PUBLIC ADMINISTRATION				
001	Recoveries of Expenses from Government Scholars	2,325,618	2,550,000	2,500,000	2,500,000
PM1	PERMANENT SECRETARY TO THE PRIME MINISTER OFFICE OF THE PRIME MINISTER				
001	Big Dance Band - Divine Echoes	-	-	-	-
TP3	DIRECTOR MARITIME SERVICES MINISTRY OF TRANSPORT				
001	Overtime to Maritime Services Division	37,970	35,700	29,300	35,000
002	Navigational Aids Dues (formerly Operation and Maintenance of Navigational Aids) (Chap. 50:10)	7,465,065	7,650,000	7,494,000	7,650,000
003	Surveys and Examinations (Chap. 50:08)	73,659	76,500	76,500	75,000
004	Overtime to Shipping Master Organisation	-	-	-	-
		7,576,694	7,762,200	7,599,800	7,760,000
W11	PERMANENT SECRETARY MINISTRY OF WORKS AND INFRASTRUCTURE				
001	Forfeiture of Performance Deposit Bond	-	-	-	-
	Sub-Head Total	966,730,514	125,332,450	282,173,800	150,303,100

Trinidad and Tobago

Head 08 - REPAYMENT OF PAST LENDING

Sub-Head / Receiver / Item / Sub-Item		2013 Actual	2014 Estimates	2014 Revised Estimates	2015 Estimates
03	Repayment of Loans by Public Enterprises	\$ 17,487,041	\$ 15,757,030	\$ 15,636,100	\$ 16,269,895
04	Repayment of Loans by Other Enterprises	-	-	-	-
06	Repayment of Other Loans	4,583,058	19,624,360	7,934,400	21,938,800
07	Repayment of International Loans	-	-	-	-
Total		22,070,099	35,381,390	23,570,500	38,208,695

Estimates 2015	38,208,695
Revised Estimates 2014	23,570,500
Increase	14,638,195

Sub-Head / Receiver / Item / Sub-Item		2013 Actual	2014 Estimates	2014 Revised Estimates	2015 Estimates
03	Repayment of Loans by Public Enterprises	\$	\$	\$	\$
FNI	COMPTROLLER OF ACCOUNTS MINISTRY OF FINANCE AND THE ECONOMY				
002	Trinidad and Tobago Mortgage Finance Company Limited	8,146,425	8,757,030	8,636,100	9,269,895
025	Trinidad and Tobago Postal Corporation	-	-	-	-
026	Sugar Manufacturing Company Limited (SMCL)	-	-	-	-
027	National Energy Skills Centre	-	-	-	-
		8,146,425	8,757,030	8,636,100	9,269,895
HS1	PERMANENT SECRETARY MINISTRY OF HOUSING AND URBAN DEVELOPMENT				
003	Shelter Construction Financing Facility	9,340,616	7,000,000	7,000,000	7,000,000
Sub-Head Total		17,487,041	15,757,030	15,636,100	16,269,895

Trinidad and Tobago

Head 08 - REPAYMENT OF PAST LENDING

Sub-Head / Receiver / Item / Sub-Item		2013 Actual	2014 Estimates	2014 Revised Estimates	2015 Estimates
04	Repayment of Loans by Other Enterprises	\$	\$	\$	\$
FN1	COMPTROLLER OF ACCOUNTS MINISTRY OF FINANCE AND THE ECONOMY				
013	Naparima Star Lodge and Pride of Naparima Lodge	-	-	-	-
015	Holy Trinity Cathedral	-	-	-	-
	Sub-Head Total	-	-	-	-
06	Repayment of Other Loans				
FN1	COMPTROLLER OF ACCOUNTS MINISTRY OF FINANCE AND THE ECONOMY				
006	Government of Belize	-	-	-	-
008	Caribbean Development Bank	-	-	-	-
012	Government of Grenada	-	5,868,800	2,934,400	5,868,800
013	Government of St. Vincent	-	-	-	-
014	Government of Guyana	2,600,832	13,755,560	5,000,000	16,070,000
015	Shareholder Governments of LIAT (1974) Ltd in the Eastern Caribbean	-	-	-	-
01	Government of Antigua and Barbuda	-	-	-	-
02	Government of Barbados	1,982,226	-	-	-
03	Government of St Vincent and The Grenadines	-	-	-	-
		1,982,226	-	-	-
	Sub-Head Total	4,583,058	19,624,360	7,934,400	21,938,800
07	Repayment of International Loans				
FN1	COMPTROLLER OF ACCOUNTS MINISTRY OF FINANCE AND THE ECONOMY				
001	Business Expansion and Industrial Restructuring Loan-BEIRL	-	-	-	-
	Sub-Head Total	-	-	-	-

Trinidad and Tobago
Head 09 - CAPITAL REVENUE

Sub-Head / Receiver / Item / Sub-Item		2013 Actual	2014 Estimates	2014 Revised Estimates	2015 Estimates
		\$	\$	\$	\$
02	Sale of Assets	10,534,441	4,830,720	2,680,000	3,570,000
07	Unspent Balances Stat. Boards & Similar Bodies	36,186,578	25,500,000	28,500,000	30,000,000
09	Grants	81,956,586	1,000,000	127,700,000	500,000
10	Extraordinary	371,792,582	1,000,000,000	1,110,274,066	1,500,000,000
11	Transfers From Student Revolving Loan Fund	-	-	-	-
12	Transfers from Funds	960,493	-	-	-
Total		501,430,680	1,031,330,720	1,269,154,066	1,534,070,000

Estimates 2015	1,534,070,000
Revised Estimates 2014	1,269,154,066
Increase	264,915,934

Sub-Head / Receiver / Item / Sub-Item		2013 Actual	2014 Estimates	2014 Revised Estimates	2015 Estimates
		\$	\$	\$	\$
02	Sale of Assets				
FN1	COMPTROLLER OF ACCOUNTS MINISTRY OF FINANCE AND THE ECONOMY				
001	Sale of Other Assets	-	-	-	-
HS1	PERMANENT SECRETARY MINISTRY OF HOUSING AND URBAN DEVELOPMENT				
001	Sale of Housing Lots Developed by NHA	-	-	-	-
002	Sale of Government Buildings	1,874,324	918,000	-	-
003	Sale of Quarters of former Defence Officers - Diamond Vale	24,400	342,720	-	-
004	Sale of Leasehold Interest in the Property Situated off the Uriah Butler Highway, Chaguanas	5,000,000	-	-	-
		6,898,724	1,260,720	-	-
Sale of Assets Carried Forward		6,898,724	1,260,720	-	-

Trinidad and Tobago

Head 09 - CAPITAL REVENUE

Sub-Head / Receiver / Item / Sub-Item		2013 Actual	2014 Estimates	2014 Revised Estimates	2015 Estimates
02	Sale of Assets - Brought Forward	\$ 6,898,724	\$ 1,260,720	\$ -	\$ -
LMI	COMMISSIONER STATE LANDS MINISTRY OF LAND AND MARINE RESOURCES				
001	Sale of Lands Formerly owned by Caroni (1975) Ltd	3,635,717	3,570,000	2,680,000	3,570,000
	Sub-Head Total	10,534,441	4,830,720	2,680,000	3,570,000
07	Unspent Balances Stat. Boards & Similar Bodies				
FNI	COMPTROLLER OF ACCOUNTS MINISTRY OF FINANCE AND THE ECONOMY				
001	Unspent Balances Stat. Boards & Similar Bodies	36,186,578	25,500,000	28,500,000	30,000,000
	Sub-Head Total	36,186,578	25,500,000	28,500,000	30,000,000
09	Grants				
FNI	COMPTROLLER OF ACCOUNTS MINISTRY OF FINANCE AND THE ECONOMY				
001	Grants	81,956,586	1,000,000	127,700,000	500,000
	Sub-Head Total	81,956,586	1,000,000	127,700,000	500,000
10	Extraordinary				
FNI	COMPTROLLER OF ACCOUNTS MINISTRY OF FINANCE AND THE ECONOMY				
001	Proceeds from Litigation	-	-	-	-
	Extraordinary Carried Forward	-	-	-	-

Trinidad and Tobago
Head 09 – CAPITAL REVENUE

Sub-Head / Receiver / Item / Sub-Item		2013 Actual	2014 Estimates	2014 Revised Estimates	2015 Estimates
		\$	\$	\$	\$
002	Transfer of Balance in Central Bank Account Re: Cooperative Republic of Guyana	-	-	-	-
003	Proceeds from Judgment Debt	-	-	-	-
004	Termination of Offshore Patrol Project:- Net Receipts				
01	Addendum and Termination of Government Contract relating to the Offshore Patrol Project	332,683,280	-	-	-
02	Deed of Settlement between the BAE Systems Surface Ships and BAE Systems PLC and the GORTT	-	-	-	-
		332,683,280	-	-	-
005	Inflows from Multilateral Financial Institutions				
01	Share of the Windfall of Gold Sale Profits within the IMF	-	-	24,306,676	-
006	Residual Balance from NIPDEC Bond issue re: Funding of Programme for Upgrading Road Efficiency (PURE) 2012 - 2015	-	-	23,425,550	-
007	Winding up of the Counter Drug Crime Task Force	-	-	16,785,120	-
008	Residual Balance from UDeCOTT Bond Facilities with the Home Mortgage Bank	5,007,930	-	-	-
		337,691,210	-	64,517,346	-
FN2	CHAIRMAN BOARD OF INLAND REVENUE MINISTRY OF FINANCE AND THE ECONOMY				
002	Regulated Industries Commission - Deposits of amounts appropriated in the financial years 2006 and 2007	-	-	-	-
FN5	PERMANENT SECRETARY MINISTRY OF FINANCE AND THE ECONOMY (INVESTMENT DIVISION)				
001	Winding up of the T&T Revenue Authority Management CO. Ltd	-	-	-	-
002	Winding up of the CMC World Cup	3,320	-	-	-
003	Winding up of the Sugar Industry Control Board	-	-	-	-
004	Liquidation of the National Broadcasting Network Limited	2,779,520	-	-	-
005	Winding up of the Investment Recoveries Company Limited	648	-	-	-
	Extraordinary Carried Forward	340,474,698	-	64,517,346	-

Trinidad and Tobago
Head 09 - CAPITAL REVENUE

Sub-Head / Receiver / Item / Sub-Item		2013 Actual	2014 Estimates	2014 Revised Estimates	2015 Estimates
		\$	\$	\$	\$
10	Extraordinary - Brought Forward	340,474,698	-	64,517,346	-
006	Winding up of the Iron & Steel Company of Trinidad and Tobago	16,368,197	-	-	-
007	Winding up of the Orange Grove National Company Limited	79,094	-	-	-
008	Winding up of the Caribbean Hotel Development Company Limited	49,511	-	-	-
009	Liquidation of Rum Distillers of Trinidad and Tobago Limited	14,821,082	-	-	-
010	2013 Initial Public Offering for First Citizens Bank Limited	-	1,000,000,000	1,045,756,720	-
011	Liquidation of Trinidad and Tobago Forest Products Company Limited (TANTEAK)	-	-	-	-
012	Net Proceeds from Phoenix Park Gas Processors Ltd. Initial Public Offering	-	-	-	1,500,000,000
		34,101,372	1,000,000,000	1,045,756,720	1,500,000,000
	Sub-Head Total	371,792,582	1,000,000,000	1,110,274,066	1,500,000,000
11	<u>Transfers From Student Revolving Loan Fund</u>				
FNI	COMPTROLLER OF ACCOUNTS MINISTRY OF FINANCE AND THE ECONOMY				
001	Transfers from Student Revolving Loan Fund	-	-	-	-
	Sub-Head Total	-	-	-	-
12	<u>Transfers from Funds</u>				
FNI	COMPTROLLER OF ACCOUNTS MINISTRY OF FINANCE AND THE ECONOMY				
001	Transfer of Balance from the Road Improvement Fund	-	-	-	-
	Transfers from Funds Carried Forward	-	-	-	-

Trinidad and Tobago
Head 09 - CAPITAL REVENUE

Sub-Head / Receiver / Item / Sub-Item		2013 Actual	2014 Estimates	2014 Revised Estimates	2015 Estimates
FNS	PERMANENT SECRETARY MINISTRY OF FINANCE AND THE ECONOMY (INVESTMENT DIVISION)	\$	\$	\$	\$
001	Transfer of the Balance from Footwear Fund	906,772	-	-	-
002	Transfer of the Balance from Hotel Industry Fund	53,721	-	-	-
		960,493	-	-	-
	Sub-Head Total	960,493	-	-	-

Trinidad and Tobago

Head 10 - BORROWING

Sub-Head / Receiver / Item / Sub-Item		2013 Actual	2014 Estimates	2014 Revised Estimates	2015 Estimates
		\$	\$	\$	\$
FN1	COMPTROLLER OF ACCOUNTS MINISTRY OF FINANCE AND THE ECONOMY				
01	Domestic	1,579,035,304	5,700,000,000	2,500,000,000	3,200,000,000
02	Foreign	440,713,540	3,454,372,000	3,868,564,847	4,310,650,000
Total		2,019,748,844	9,154,372,000	6,368,564,847	7,510,650,000

Estimates 2015	7,510,650,000
Revised Estimates 2014	6,368,564,847
Increase	<u>1,142,085,153</u>

ESTIMATES OF REVENUE

TOBAGO

2015

ALSO INCLUDED IN MAIN REVENUE ESTIMATES

ESTIMATES, TOBAGO, FOR 2015

Abstract of Estimated Revenue for the year ending 30th September 2015, Revised Estimates of Revenue, 2014 and Actual Revenue, 2013

Head	2013 Actual	2014 Estimates	2014 Revised Estimates	2015 Estimates
	\$	\$	\$	\$
TAX REVENUE				
01. TAXES ON INCOME AND PROFITS	147,332,513	102,600,000	98,253,500	110,215,000
02. TAXES ON PROPERTY	299,606	219,300	315,000	315,000
03. TAXES ON GOODS AND SERVICES	63,655,830	65,263,650	62,170,533	64,811,260
04. TAXES ON INTERNATIONAL TRADE	2,722,275	2,720,500	3,295,508	3,276,620
05. OTHER TAXES	924,849	7,000,000	4,000,000	5,000,000
TOTAL TAX REVENUE	214,935,073	177,803,450	168,034,541	183,617,880
NON-TAX REVENUE				
06. PROPERTY INCOME	169,233	273,700	203,700	274,700
07. OTHER NON-TAX REVENUE	6,527,096	6,246,740	8,071,325	8,404,850
TOTAL NON-TAX REVENUE	6,696,329	6,520,440	8,275,025	8,679,550
GRAND TOTAL	221,631,402	184,323,890	176,309,566	192,297,430

Head 01 - TAXES ON INCOME AND PROFITS

Sub-Head / Receiver / Item / Sub-Item		2013 Actual	2014 Estimates	2014 Revised Estimates	2015 Estimates
		\$	\$	\$	\$
FN2	CHAIRMAN BOARD OF INLAND REVENUE MINISTRY OF FINANCE AND THE ECONOMY				
02	Other Companies (Ch. 75:02)	8,373,518	9,000,000	9,374,000	9,500,000
03	Individuals (Ch. 75:01)	127,274,928	82,000,000	80,156,000	90,000,000
04	Withholding Tax (Ch. 75:01)	116,091	300,000	82,900	115,000
07	Business Levy (Ch. 75:02)	2,143,426	2,300,000	1,639,000	2,100,000
09	Health Surcharge (Ch. 75:05)	9,424,550	9,000,000	7,001,600	8,500,000
Total		147,332,513	102,600,000	98,253,500	110,215,000

Estimates 2015	110,215,000
Revised Estimates 2014	98,253,500
Increase	<u>11,961,500</u>

Head 02 - TAXES ON PROPERTY

Sub-Head / Receiver / Item / Sub-Item		2013 Actual	2014 Estimates	2014 Revised Estimates	2015 Estimates
01	Lands and Buildings Taxes (Ch. 76:04)	\$ 299,606	\$ 219,300	\$ 315,000	\$ 315,000
03	Property Tax	-	-	-	-
04	Industrial Land Tax	-	-	-	-
Total		299,606	219,300	315,000	315,000

Estimates 2015	315,000
Revised Estimates	2014	315,000
					Nil

Sub-Head / Receiver / Item / Sub-Item		2013 Actual	2014 Estimates	2014 Revised Estimates	2015 Estimates
01	Lands and Buildings Taxes (Ch. 76:04)	\$	\$	\$	\$
R08	REVENUE OFFICER IV TOBAGO				
001	Lands and Buildings Taxes (Ch. 76:04)	299,606	219,300	315,000	315,000
Sub-Head Total		299,606	219,300	315,000	315,000
03	Property Tax				
FN2	CHAIRMAN BOARD OF INLAND REVENUE MINISTRY OF FINANCE AND THE ECONOMY				
001	Property Tax (Act No. 18 of 2009)	-	-	-	-
Sub-Head Total		-	-	-	-

Head 02 - TAXES ON PROPERTY

Sub-Head / Receiver / Item / Sub-Item		2013 Actual	2014 Estimates	2014 Revised Estimates	2015 Estimates
04	Industrial Land Tax	\$	\$	\$	\$
FN2	CHAIRMAN BOARD OF INLAND REVENUE MINISTRY OF FINANCE AND THE ECONOMY				
001	Industrial Land Tax	-	-	-	-
	Sub-Head Total	-	-	-	-

Head 03 - TAXES ON GOODS AND SERVICES

Sub-Head / Receiver / Item / Sub-Item		2013 Actual	2014 Estimates	2014 Revised Estimates	2015 Estimates
04	Liquor & Miscellaneous Business Licences & Fees	\$ 917,420	\$ 964,750	\$ 1,044,651	\$ 1,015,800
05	Motor Vehicles Taxes and Duties (Chap. 48:50)	6,244,358	6,780,900	4,706,179	4,899,560
06	Other	13,120,469	11,513,000	14,414,703	12,890,900
07	Value Added Tax (Ch. 75:06 - Act No. 37 of 1989)	43,369,561	46,000,000	42,000,000	46,000,000
08	Alcohol and Tobacco Taxes (Ch. 77:01)	4,022	5,000	5,000	5,000
Total		63,655,830	65,263,650	62,170,533	64,811,260

Estimates 2015	64,811,260
Revised Estimates 2014	62,170,533
Increase	<u>2,640,727</u>

Sub-Head / Receiver / Item / Sub-Item		2013 Actual	2014 Estimates	2014 Revised Estimates	2015 Estimates
04	<u>Liquor & Miscellaneous Business Licences & Fees</u>	\$	\$	\$	\$
FN3	COMPTROLLER OF CUSTOMS AND EXCISE MINISTRY OF FINANCE AND THE ECONOMY				
003	Spirit Retailers, Towns (Ch. 84:10)	16,875	13,500	20,252	17,000
004	Spirit Retailers, Elsewhere (Ch. 84:10)	141,525	155,000	192,700	155,000
007	Spirit Grocers, Elsewhere (Ch. 84:10)	218,850	200,000	220,000	220,000
008	Spirit Dealers (Ch. 84:10)	-	5,400	2,600	5,400
009	Special Hotel up to 15 bedrooms (Ch. 84:10)	9,000	22,500	13,400	22,500
010	Special Hotel, 16-49 bedrooms (Ch. 84:10)	56,250	60,000	70,000	70,000
011	Special Hotel, 50-150 bedrooms (Ch. 84:10)	40,500	40,500	47,250	50,000
012	Special Hotel, more than 150 bedrooms (Ch. 84:10)	9,000	9,000	10,500	9,000
013	Hotel Spirit, up to 15 bedrooms (Ch. 84:10)	2,250	4,500	3,370	3,500
014	Hotel Spirit, 16-49 bedrooms (Ch. 84:10)	2,250	2,250	4,590	4,500
015	Hotel Spirit, 50 - 150 bedrooms (Ch. 84:10)	9,000	9,000	-	-
019	Restaurant, Elsewhere (Ch. 84:10)	6,750	6,750	6,500	6,800
022	Special Restaurant, Elsewhere (Ch. 84:10)	373,781	355,000	365,000	365,000
025	Night Bar, Elsewhere (Ch. 84:10)	4,500	4,500	4,500	4,500
028	Wine Retailers, Elsewhere (Ch. 84:10)	3,039	2,750	3,950	3,500
029	Wine Merchants (Ch. 84:10)	1,350	1,350	995	1,350
Liquor & Miscellaneous Business Licences & Fees Carried forward		894,920	892,000	965,607	938,050

Head 03 - TAXES ON GOODS AND SERVICES

Sub-Head / Receiver / Item / Sub-Item		2013 Actual	2014 Estimates	2014 Revised Estimates	2015 Estimates
04	Liquor & Miscellaneous Business Licences & Fees - Brought Forward	\$ 894,920	\$ 892,000	\$ 965,607	\$ 938,050
038	Clubs (Chap. 21:01)	22,500	22,500	22,200	22,500
MJ1	CHIEF MAGISTRATE MAGISTRACY - JUDICIARY	917,420	914,500	987,807	960,550
001	Occasional (Chap. 84:10)	-	50,000	56,700	55,000
002	Transfer Fees (Chap. 84:10)	-	250	144	250
		-	50,250	56,844	55,250
	Sub-Head Total	917,420	964,750	1,044,651	1,015,800
05	Motor Vehicles Taxes and Duties (Chap. 48:50)				
FN2	CHAIRMAN BOARD OF INLAND REVENUE MINISTRY OF FINANCE AND THE ECONOMY				
001	Motor Vehicles Taxes (Ch. 48:50)	112,520	162,000	-	-
003	Tax on Transfer of Used Motor Vehicles (Ch. 48:50)	1,571,540	1,500,000	1,500,000	1,600,000
		1,684,060	1,662,000	1,500,000	1,600,000
FN3	COMPTROLLER OF CUSTOMS AND EXCISE MINISTRY OF FINANCE AND THE ECONOMY				
001	Motor Vehicles Taxes (Ch. 48:50)	199,299	92,000	500,000	500,000
TP2	TRANSPORT COMMISSIONER MINISTRY OF TRANSPORT				
002	3-year Driving Permits (Ch. 48:50)	6,120	7,500	2,000	2,280
003	1-year Driving Permits (Ch. 48:50)	2,100	2,500	1,060	1,400
004	Provisional Driving Permits (Ch. 48:50)	76,240	70,000	67,000	78,000
005	Conductors Permits	-	-	-	-
006	Duplicate Permits (Ch. 48:50)	47,600	47,000	33,530	50,000
007	Taxi Drivers' Licences (Ch. 48:50)	2,950	2,500	1,620	2,620
008	Examination of Drivers (Ch. 48:50)	465,500	437,000	399,550	415,000
009	Road Permits (Ch. 48:50)	16,650	19,000	16,510	19,000
010	Inspection Fees (Ch. 48:50)	524,519	450,000	587,736	560,000
011	Driving Certificates (Ch. 48:50)	40,425	40,000	37,450	40,000
	Motor Vehicles Taxes and Duties (Chap. 48:50) Carried Forward	3,065,463	2,829,500	3,146,456	3,268,300

Head 03 - TAXES ON GOODS AND SERVICES

Sub-Head / Receiver / Item / Sub-Item		2013 Actual	2014 Estimates	2014 Revised Estimates	2015 Estimates
05	Motor Vehicles Taxes and Duties (Chap. 48:50) - Brought Forward	\$ 3,065,463	\$ 2,829,500	\$ 3,146,456	\$ 3,268,300
012	Dealers' Licences (Ch. 48:50)	30,000	15,000	60,000	60,000
013	Registration of Motor Vehicles (Ch. 48:50)	88,400	74,000	114,000	115,000
014	Certified Extracts of Register (Ch. 48:50)	220,900	300,000	184,600	200,000
015	Changes of Ownership (Ch. 48:50)	12,430	12,000	10,500	12,000
016	Amendments to Register (Ch. 48:50)	47,845	50,000	45,000	50,000
018	Examination Study Guides (Ch. 48:50)	27,900	28,000	27,000	27,000
019	Refund of Travelling Expenses	2,030	5,000	2,100	2,500
020	Miscellaneous	-	-	-	-
022	Licence Endorsements (Ch. 48:50)	9,870	12,000	9,955	10,000
023	Processing of H-Vehicles Applications (Ch. 48:50)	7,220	6,000	6,800	8,000
025	Renewal of Taxi Driver Licence/Badge (Ch. 48:50)	16,360	15,000	13,000	15,000
026	Application for Maxi-Taxi Licence (Ch. 48:53)	600	1,600	600	600
031	5 Year Driving Permits (Ch. 48:50)	2,684,000	3,400,000	1,055,500	1,100,000
032	4 Year Driving Permits (Ch. 48:50)	8,640	10,000	6,000	6,000
033	2 Year Driving Permits (Ch. 48:50)	3,900	5,500	1,560	1,660
034	Subsequent Duplicate of a licence or permit (Ch. 48:50)	6,600	1,000	7,948	7,000
035	Duplicate licence\badge for taxi drivers (Ch. 48:50)	160	1,000	160	1,000
036	Subsequent duplicate licence\badge for taxi drivers (Ch. 48:50)	40	300	-	500
037	10 Year Driving Permit (Chap 48:50)	12,000	15,000	15,000	15,000
		4,360,999	5,026,900	2,706,179	2,799,560
	Sub-Head Total	6,244,358	6,780,900	4,706,179	4,899,560
06	Other				
AT4	CHIEF STATE SOLICITOR MINISTRY OF THE ATTORNEY GENERAL				
001	Commissioners of Affidavits (Chap 6:52)	200	200	420	200
EN1	PERMANENT SECRETARY MINISTRY OF ENERGY AND ENERGY AFFAIRS				
001	Marketing Licences (Retail at Petrol Stations, etc) (Chap. 62:01)	17,000	10,000	10,200	14,000
003	Pipe Lines Licences (Ch. 62:01)	-	-	-	-
	Other				
	Carried Forward	17,200	10,200	10,620	14,200

Head 03 - TAXES ON GOODS AND SERVICES

Sub-Head / Receiver / Item / Sub-Item		2013 Actual	2014 Estimates	2014 Revised Estimates	2015 Estimates
06	Other - Brought Forward	\$ 17,200	\$ 10,200	\$ 10,620	\$ 14,200
006	Marketing Licences for Petroleum By-products (Chapter 62:01)	-	400	-	-
		17,000	10,400	10,200	14,000
EV1	PERMANENT SECRETARY MINISTRY OF THE ENVIRONMENT AND WATER RESOURCES				
001	Sawmills (Chap 66:02)	-	-	-	-
002	Wild Animals and Birds (Chap. 67:01)	11,320	9,500	5,500	10,000
		11,320	9,500	5,500	10,000
FN2	CHAIRMAN BOARD OF INLAND REVENUE MINISTRY OF FINANCE AND THE ECONOMY				
004	Tax Clearance Certificates (Ch. 75:01 and Ch. 75:06)	26,900	30,000	31,100	31,000
005	Moneylenders (Chap. 84:04)	1,000	1,000	740	1,000
006	Pawnbrokers (Chap. 84:05)	2,500	-	3,100	3,000
015	Hotel Room Tax (Chap. 77:01)	10,019,883	9,200,000	11,407,896	10,000,000
019	Transaction Tax on Financial Services (Chap. 77:01)	201,130	185,000	281,263	236,000
020	Insurance Premium Tax (Chap. 77:01)	2,644	-	2,734	4,700
021	Club Gaming Tax (Chap. 21:01)	2,765,357	2,000,000	2,570,000	2,500,000
		13,019,414	11,416,000	14,296,833	12,775,700
FN3	COMPTROLLER OF CUSTOMS AND EXCISE MINISTRY OF FINANCE AND THE ECONOMY				
003	Dealers Licences- Wireless Telegraphy (Chap. 26:27)	-	-	-	-
HE1	PERMANENT SECRETARY MINISTRY OF HEALTH				
003	Application for Registration of a Pesticide (Ch. 30:03)	-	-	600	-
005	Application for Licensing of Premises for Pesticides (Ch. 30:03)	800	1,200	1,500	1,500
006	Application for Shopkeeper licence to sell drugs (Chap 29:52)	800	300	400	400
		1,600	1,500	2,500	1,900
MJ1	CHIEF MAGISTRATE MAGISTRACY - JUDICIARY				
002	Cinema - (Chap. 20:10)	-	-	4,200	3,000
	Other Carried Forward	13,049,534	11,437,600	14,319,653	12,804,800

Head 03 - TAXES ON GOODS AND SERVICES

Sub-Head / Receiver / Item / Sub-Item		2013 Actual	2014 Estimates	2014 Revised Estimates	2015 Estimates
06	Other - Brought Forward	\$ 13,049,534	\$ 11,437,600	\$ 14,319,653	\$ 12,804,800
003	Explosives (Chap 16:02)	2,750	1,500	1,650	1,700
004	Sale of Old Metal and Marine Stores (Chap. 84:07)	1,000	1,500	-	-
005	Hucksters and Pedlars (Chap. 84:09)	470	500	1,100	800
006	Precious Metals and Stones (Chap. 84:06)	2,600	2,600	-	-
007	Produce - Sale of (Chap. 63:52)	-	-	-	-
008	Theatres and Dance Halls (Chap. 21:03)	600	1,000	1,200	1,200
009	Tourist Guides (Chap. 11:02)	440	600	500	500
		7,860	7,700	8,650	7,200
NS2	CHIEF IMMIGRATION OFFICER MINISTRY OF NATIONAL SECURITY				
001	Departure Tax - Ports other than Airports (Ch. 77:01)	5,125	8,000	11,000	11,000
NS3	COMMISSIONER OF POLICE TRINIDAD AND TOBAGO POLICE SERVICE				
001	Firearms and Ammunition (Chap. 16:01)	47,850	45,000	70,000	60,000
PUI	PERMANENT SECRETARY MINISTRY OF PUBLIC UTILITIES				
007	Housing Electricians (Chap 54:71)	7,800	8,000	6,700	8,000
SJ1	REGISTRAR SUPREME COURT - JUDICIARY				
001	Bailiffs - (Ch. 4:61 - Act No. 58 of 2000)	-	-	-	-
TP3	DIRECTOR MARITIME SERVICES MINISTRY OF TRANSPORT				
001	Certificates of Competence (Ch. 50:08) (Ch. 50:10)	-	-	-	-
003	Motor Launches (Ch. 50:08)	2,300	6,500	2,600	2,600
005	Registration of Ships (Ch. 50:10)	-	-	-	-
008	Boatmasters and Boat Engineers Licences (Ch. 50:10)	-	200	300	300
		2,300	6,700	2,900	2,900
	Sub-Head Total	13,120,469	11,513,000	14,414,703	12,890,900

Head 03 - TAXES ON GOODS AND SERVICES

Sub-Head / Receiver / Item / Sub-Item		2013 Actual	2014 Estimates	2014 Revised Estimates	2015 Estimates
07	<u>Value Added Tax (Ch. 75:06 - Act No. 37 of 1989)</u>	\$	\$	\$	\$
FN2	CHAIRMAN BOARD OF INLAND REVENUE MINISTRY OF FINANCE AND THE ECONOMY				
001	Value Added Tax (Ch. 75:06) Act No. 37 of 1989	43,369,561	46,000,000	42,000,000	46,000,000
	Sub-Head Total	43,369,561	46,000,000	42,000,000	46,000,000
08	<u>Alcohol and Tobacco Taxes (Ch. 77:01)</u>				
FN3	COMPTROLLER OF CUSTOMS AND EXCISE MINISTRY OF FINANCE AND THE ECONOMY				
001	Alcohol and Other Beverages Tax (Chap 77:01)	-	-	-	-
002	Tobacco Tax (Ch. 77:01)	4,022	5,000	5,000	5,000
	Sub-Head Total	4,022	5,000	5,000	5,000

Head 04 - TAXES ON INTERNATIONAL TRADE

Sub-Head / Receiver / Item / Sub-Item		2013 Actual	2014 Estimates	2014 Revised Estimates	2015 Estimates
01	Import Duties	\$ 2,722,275	\$ 2,720,500	\$ 3,295,508	\$ 3,276,620
02	Other	-	-	-	-
Total		2,722,275	2,720,500	3,295,508	3,276,620

Estimates 2015	3,276,620
Revised Estimates 2014	3,295,508
Decrease	<u>18,888</u>

Sub-Head / Receiver / Item / Sub-Item		2013 Actual	2014 Estimates	2014 Revised Estimates	2015 Estimates
01	Import Duties	\$	\$	\$	\$
FN3	COMPTROLLER OF CUSTOMS AND EXCISE MINISTRY OF FINANCE AND THE ECONOMY				
001	Import Duties (Chap. 78:01)	2,711,971	2,700,000	3,274,889	3,275,000
002	Stamp Duty on Bills of Entry	-	-	-	-
004	Special Tax -Household Effects (Ch. 77:01)	10,217	20,000	20,000	1,000
005	Import Surcharge (Ch. 77:01)	87	500	619	620
Sub-Head Total		2,722,275	2,720,500	3,295,508	3,276,620

Head 05 - OTHER TAXES

Sub-Head / Receiver / Item / Sub-Item		2013 Actual	2014 Estimates	2014 Revised Estimates	2015 Estimates
		\$	\$	\$	\$
FN2	CHAIRMAN BOARD OF INLAND REVENUE MINISTRY OF FINANCE AND THE ECONOMY				
01	Stamp Duties (Chap. 76:01)	924,849	7,000,000	4,000,000	5,000,000
Total		924,849	7,000,000	4,000,000	5,000,000

Estimates 2015	5,000,000
Revised Estimates 2014	4,000,000
Increase	<u>1,000,000</u>

Head 06 - PROPERTY INCOME

Sub-Head / Receiver / Item / Sub-Item		2013 Actual	2014 Estimates	2014 Revised Estimates	2015 Estimates
01	Rental Income	\$ 145,274	\$ 248,700	\$ 188,700	\$ 249,700
02	Interest Income	23,959	25,000	15,000	25,000
Total		169,233	273,700	203,700	274,700

Estimates 2015	274,700
Revised Estimates 2014	203,700
Increase	71,000

Sub-Head / Receiver / Item / Sub-Item		2013 Actual	2014 Estimates	2014 Revised Estimates	2015 Estimates
01	Rental Income	\$	\$	\$	\$
HS1	PERMANENT SECRETARY MINISTRY OF HOUSING AND URBAN DEVELOPMENT				
001	Lease Payments / Rents of Government Buildings	35,547	100,000	40,000	100,000
LM1	COMMISSIONER OF STATE LANDS MINISTRY OF LAND AND MARINE RESOURCES				
001	Ground Rents (excluding Quarries, Sand and Gravel Pits (Chapter 57:01))	1,361	3,000	3,000	3,000
002	Wayleave for oil pipes along roads	-	-	-	-
005	Rents of Housing Lots - Trinidad & Tobago Housing Development Corporation (formerly N. H. A.)	7,430	8,000	8,000	11,500
		8,791	11,000	11,000	14,500
SP1	PERMANENT SECRETARY MINISTRY OF SPORT				
012	Proceeds from Dwight Yorke Stadium -Bacolet	100,936	127,500	127,500	125,000
TP3	DIRECTOR MARITIME SERVICES MINISTRY OF TRANSPORT				
001	Rental of Vessels - Maritime Services	-	10,200	10,200	10,200
Sub-Head Total		145,274	248,700	188,700	249,700

Head 06 - PROPERTY INCOME

Sub-Head / Receiver / Item / Sub-Item		2013 Actual	2014 Estimates	2014 Revised Estimates	2015 Estimates
02	Interest Income	\$	\$	\$	\$
FNI	COMPTROLLER OF ACCOUNTS MINISTRY OF FINANCE AND THE ECONOMY				
003 17	Interest on Loans and Advances Interest on Loans to Public Servants	23,959	25,000	15,000	25,000
	Sub-Head Total	23,959	25,000	15,000	25,000

Head 07 - OTHER NON-TAX REVENUE

Sub-Head / Receiver / Item / Sub-Item		2013 Actual	2014 Estimates	2014 Revised Estimates	2015 Estimates
01	Administrative Fees and Charges	\$ 3,463,636	\$ 3,550,250	\$ 3,736,405	\$ 3,974,200
02	Fines and Forfeitures	2,921,939	2,580,000	4,238,820	4,334,300
03	Pension Contribution	23,760	23,000	23,000	23,000
04	Non-Industrial Sales	35,366	35,860	20,670	26,300
06	Other (Miscellaneous)	82,395	57,630	52,430	47,050
Total		6,527,096	6,246,740	8,071,325	8,404,850

Estimates 2015	8,404,850
Revised Estimates 2014	8,071,325
Increase	333,525

Sub-Head / Receiver / Item / Sub-Item		2013 Actual	2014 Estimates	2014 Revised Estimates	2015 Estimates
01	Administrative Fees and Charges	\$	\$	\$	\$
EB1	CHIEF ELECTION OFFICER ELECTIONS AND BOUNDARIES COMMISSION				
001	Fees for the replacement of Identification Cards (Chap 2:01)	19,090	18,000	15,170	17,000
ED1	PERMANENT SECRETARY MINISTRY OF EDUCATION				
004	External Examination - Local Fees for Candidates	9,387	4,500	6,900	7,500
012	Registration of Teachers	790	1,000	420	800
013	Examination Fees not Elsewhere Classified	31,732	3,500	8,380	10,000
014	Sale of Dictionary of Occupational Titles	-	-	-	-
015	Fees - Certified Examinations Statements and Transcripts	3,030	4,000	3,600	3,600
016	Textbook Rental Programme - Fees	-	-	4,310	4,500
		44,939	13,000	23,610	26,400
FN2	CHAIRMAN BOARD OF INLAND REVENUE MINISTRY OF FINANCE AND THE ECONOMY				
002	Warden's Search Fees	3,515	4,000	2,870	3,500
Administrative Fees and Charges Carried Forward		67,544	35,000	41,650	46,900

Head 07 - OTHER NON-TAX REVENUE

Sub-Head / Receiver / Item / Sub-Item		2013 Actual	2014 Estimates	2014 Revised Estimates	2015 Estimates
01	Administrative Fees and Charges - Brought Forward	\$ 67,544	\$ 35,000	\$ 41,650	\$ 46,900
FN3	COMPTROLLER OF CUSTOMS AND EXCISE MINISTRY OF FINANCE AND THE ECONOMY				
001	Comptroller of Customs and Excise (Ch. 78:01)	23,150	25,000	26,620	28,000
002	Processing of Bills of Sight (Ch. 78:01)	350	3,000	680	800
003	Container Processing Fees (Ch. 78:01)	26,350	25,000	29,110	30,000
004	Customs Declaration Transaction User Fee(Ch.78:01)	8,220	8,000	13,350	14,500
		58,070	61,000	69,760	73,300
FP1	PERMANENT SECRETARY MINISTRY OF FOOD PRODUCTION				
002	Veterinary Officers' Fees (Ch. 67:04)	-	100	40	100
005	Import Permits (Ch. 67:02)	-	-	-	-
		-	100	40	100
HE1	PERMANENT SECRETARY MINISTRY OF HEALTH				
002	Hospital - Miscellaneous	-	200	-	-
003	Chemist (Chap. 30: 01)(Chap. 30: 03)	1,230	500	675	1,000
004	Pathology	-	-	-	-
005	Hospital - X-ray Electrical Treatment and Physiotherapy	345	-	-	-
006	Hospital - Maintenance of Patients and Operation Fees	-	-	-	-
		1,575	700	675	1,000
LA1	REGISTRAR GENERAL MINISTRY OF LEGAL AFFAIRS				
001	Registrar General (Chap 19:03)	928,186	850,000	1,217,400	1,300,000
002	Application for Marriage Officers' Licence (Chap 45:01)	350	300	-	100
003	Marriage Officers' Licence Fee (Chap 45:01)	200	200	-	100
004	Renewal of Marriage Officers' Licence (Chap 45:01)	1,200	1,000	-	600
		929,936	851,500	1,217,400	1,300,800
LG1	PERMANENT SECRETARY MINISTRY OF LOCAL GOVERNMENT				
001	Miscellaneous	-	-	-	-
	Administrative Fees and Charges Carried Forward	1,057,125	948,300	1,329,525	1,422,100

Head 07 - OTHER NON-TAX REVENUE

Sub-Head / Receiver / Item / Sub-Item		2013 Actual	2014 Estimates	2014 Revised Estimates	2015 Estimates
01	Administrative Fees and Charges - Brought Forward	\$ 1,057,125	\$ 948,300	\$ 1,329,525	\$ 1,422,100
MJ1	CHIEF MAGISTRATE MAGISTRACY - JUDICIARY				
001	District and Petty Civil Courts (Chap 4:21)	1,444	1,100	1,390	1,500
002	Magistrates' Courts (Chap 4:20)	7,035	6,500	7,700	8,500
003	Liquor Licences - Application Fees (Chap 84:10)	1,040	1,800	1,260	1,400
004	Magistrates' Notes of Evidence (Chap 4:20)	8,584	8,000	11,140	13,000
		18,103	17,400	21,490	24,400
NS1	PERMANENT SECRETARY MINISTRY OF NATIONAL SECURITY				
004	Work Permits Duration Fees (Chap 18:01)	-	-	-	-
NS2	CHIEF IMMIGRATION OFFICER MINISTRY OF NATIONAL SECURITY				
001	Passport and Permit Fees (Chap 18:01)	1,604,150	1,750,000	1,602,400	1,700,000
002	Immigration - Boarding and Clearing Fees (Chap 18:01)	30,700	30,000	17,000	22,000
005	Restoration of Citizenship - Application Fees (Chap 1:50)	750	850	810	900
006	Restoration of Citizenship - Certificate Fees (Chap 1:50)	500	1,000	-	200
007	Issue of Letters confirming Citizenship or Residence (Chap 18:01)	1,600	2,500	1,900	2,100
		1,637,700	1,784,350	1,622,110	1,725,200
NS3	COMMISSIONER OF POLICE TRINIDAD AND TOBAGO POLICE SERVICE				
001	Clothing and Powder Cart	-	-	-	-
003	Miscellaneous	259,091	250,000	231,490	240,000
004	Fees for lodgement of firearms (Ch. 16:01)	-	1,000	-	500
		259,091	251,000	231,490	240,500
NS4	CHIEF FIRE OFFICER MINISTRY OF NATIONAL SECURITY				
001	Special Services (Ch. 35:50)	34,785	30,000	53,420	55,000
PUI	PERMANENT SECRETARY MINISTRY OF PUBLIC UTILITIES				
004	Government Electrical Inspectors' Fees (Ch. 54:72)	389,119	440,000	372,990	400,000
	Administrative Fees and Charges Carried Forward	3,395,923	3,471,050	3,631,025	3,867,200

Head 07 - OTHER NON-TAX REVENUE

Sub-Head / Receiver / Item / Sub-Item		2013 Actual	2014 Estimates	2014 Revised Estimates	2015 Estimates
01	Administrative Fees and Charges - Brought Forward	\$ 3,395,923	\$ 3,471,050	\$ 3,631,025	\$ 3,867,200
SC1	DIRECTOR OF PERSONNEL ADMINISTRATION SERVICE COMMISSIONS DEPARTMENT				
001	Civil Service Entrance Examination Fees (Ch. 23:01)	5,800	10,000	27,650	28,000
SJ1	REGISTRAR SUPREME COURT - JUDICIARY				
001	Registrar, Supreme Court (Chap 4:01)	45,698	50,580	53,360	54,000
004	Marshal (Chap 4:01)	1,455	1,020	1,750	1,800
		47,153	51,600	55,110	55,800
TE1	PERMANENT SECRETARY MINISTRY OF TERTIARY EDUCATION AND SKILLS TRAINING				
001	Examination Fees	-	2,500	920	1,100
TP2	TRANSPORT COMMISSIONER MINISTRY OF TRANSPORT				
001	Weighbridge Fees (Ch. 48:50)	14,760	12,000	21,700	22,000
002	Miscellaneous	-	-	-	-
003	Registration Fee for Testing Station (Ch. 48:50)	-	-	-	-
004	Renewal Fee for Testing Station (Ch. 48:50)	-	3,000	-	-
005	Examiner Certificate Fee (Ch. 48:50)	-	-	-	-
006	Renewal of Examiner Certificate Fee (Ch. 48:50)	-	-	-	-
		14,760	15,000	21,700	22,000
TR1	PERMANENT SECRETARY MINISTRY OF TRADE, INDUSTRY, INVESTMENT AND COMMUNICATIONS				
002	Inspectors of Weights and Measures	-	100	-	100
W11	PERMANENT SECRETARY MINISTRY OF WORKS AND INFRASTRUCTURE				
002	Advertising Fees - Highways Beautification Unit	-	-	-	-
	Sub-Head Total	3,463,636	3,550,250	3,736,405	3,974,200

Head 07 - OTHER NON-TAX REVENUE

Sub-Head / Receiver / Item / Sub-Item		2013 Actual	2014 Estimates	2014 Revised Estimates	2015 Estimates
02	<u>Fines and Forfeitures</u>	\$	\$	\$	\$
ED1	PERMANENT SECRETARY MINISTRY OF EDUCATION				
001	Penalties and Fines National Library & Informatio Services (NALIS) Formerly Central Library	8,105	-	4,400	4,500
FN3	COMPTROLLER OF CUSTOMS AND EXCISE MINISTRY OF FINANCE AND THE ECONOMY				
001	Fines and Seizures (Ch. 78:50)(Ch. 78:01)	7,000	7,000	11,200	11,500
M31	CHIEF MAGISTRATE MAGISTRACY - JUDICIARY				
001	Magistrates' Courts (Chap 4:20)	1,064,234	1,000,000	1,142,690	1,200,000
002	Petty Civil Courts (Chap 4:21)	-	-	-	-
003	Poundage Fees (Chap 67:03)	2,600	1,740	1,730	1,800
004	Miscellaneous	-	-	-	-
005	Motor Vehicle and Road Traffic (Fixed Penalty) (Amendment)Regulation,1984(Ticket System) (Chap 48:52)	1,284,250	1,100,260	2,674,300	2,700,000
		2,351,084	2,102,000	3,818,720	3,901,800
NS2	CHIEF IMMIGRATION OFFICER MINISTRY OF NATIONAL SECURITY				
001	Fines (Chap 18:01)	-	-	-	-
S31	REGISTRAR SUPREME COURT - JUDICIARY				
002	Poundage Fees (Chap. 4:01)	-	1,000	2,400	2,500
TP2	TRANSPORT COMMISSIONER MINISTRY OF TRANSPORT				
001	Fines - Late Registration of Transfer (Used Motor Vehicles) (Ch. 48:50)	17,750	20,000	11,400	14,000
002	Penalty-Late Renewal of Driving Permits (Ch. 48:50)	538,000	450,000	390,700	400,000
		555,750	470,000	402,100	414,000
	Sub-Head Total	2,921,939	2,580,000	4,238,820	4,334,300

Head 07 - OTHER NON-TAX REVENUE

Sub-Head / Receiver / Item / Sub-Item		2013 Actual	2014 Estimates	2014 Revised Estimates	2015 Estimates
03	Pension Contribution	\$	\$	\$	\$
FN1	COMPTROLLER OF ACCOUNTS MINISTRY OF FINANCE AND THE ECONOMY				
006	Members of Parliament	23,760	23,000	23,000	23,000
	Sub-Head Total	23,760	23,000	23,000	23,000
04	Non-Industrial Sales				
EB1	CHIEF ELECTION OFFICER ELECTIONS AND BOUNDARIES COMMISSION				
001	Electoral - Sale of Lists (Chap 2:01)	6,209	300	800	2,000
002	Electoral - Sale of I.D. Cards and Loss of Original	150	-	120	-
003	Electoral - Sale of Maps (Chap 2:01)	640	200	450	500
004	Electoral - Sale of Reports (Chap 2:01)	1,018	200	200	1,000
		8,017	700	1,570	3,500
FN3	COMPTROLLER OF CUSTOMS AND EXCISE MINISTRY OF FINANCE AND THE ECONOMY				
001	Sale of Spirits Stock Books (Chap. 84:10)	600	660	600	800
002	Sale of Certificate Books (Spirit Removal) (Chap. 84:10)	8,800	9,500	8,000	9,000
		9,400	10,160	8,600	9,800
FP1	PERMANENT SECRETARY MINISTRY OF FOOD PRODUCTION				
012	Chaguaramas Agricultural Development Project	-	-	-	-
016	Sale of Drugs	-	-	-	-
		-	-	-	-
PUI	PERMANENT SECRETARY MINISTRY OF PUBLIC UTILITIES				
001	Printing and Stationery	13,449	13,000	10,500	13,000
SJ1	REGISTRAR SUPREME COURT - JUDICIARY				
001	Sale of Annual Index	4,500	-	-	-
	Non-Industrial Sales Carried Forward	35,366	23,860	20,670	26,300

Head 07 - OTHER NON-TAX REVENUE

Sub-Head / Receiver / Item / Sub-Item		2013 Actual	2014 Estimates	2014 Revised Estimates	2015 Estimates
04	Non-Industrial Sales - Brought Forward	\$ 35,366	\$ 23,860	\$ 20,670	\$ 26,300
TP2	TRANSPORT COMMISSIONER MINISTRY OF TRANSPORT				
002	Sale of Inspection Stickers (Ch. 48:50)	-	12,000	-	-
	Sub-Head Total	35,366	35,860	20,670	26,300
06	<u>Other (Miscellaneous)</u>				
FN1	COMPTROLLER OF ACCOUNTS MINISTRY OF FINANCE AND THE ECONOMY				
002	Recoveries of Overpayments relating to previous years (Chap 69:01)	47,213	37,000	16,000	16,000
005	Life Insurance Companies Salary Deduction Plan	2,157	2,500	600	1,000
008	Telephone, Telegram and Cablegram Charges	-	30	30	50
010	Sundry	-	100	9,000	1,000
025	Recovery of Expenses - Items issued to Public Officers for personal use	2,150	-	-	-
		51,520	39,630	25,630	18,050
M11	CHIEF MAGISTRATE MAGISTRACY - JUDICIARY				
001	Costs Recovered	-	-	-	-
TP3	DIRECTOR MARITIME SERVICES MINISTRY OF TRANSPORT				
001	Overtime to Maritime Services Division	1,525	1,000	1,600	1,500
002	Navigational Aids Dues (formerly Operation and Maintenance of Navigational Aids) (Chap.50:10)	28,350	15,000	23,000	25,500
003	Surveys and Examinations (Chap.50:08)	1,000	2,000	2,200	2,000
		30,875	18,000	26,800	29,000
	Sub-Head Total	82,395	57,630	52,430	47,050

APPENDIX –RECEIVERS OF REVENUE AND CODES

RECEIVERS OF REVENUE AND CODES

		HEAD/SUB HEAD/ITEM
AG1	DEPUTY AUDITOR GENERAL AUDITOR GENERAL DEPARTMENT	07/06(001-010)
AM1	PERMANENT SECRETARY MINISTRY OF THE ARTS AND MULTICULTURALISM	07/01(001)
AT4	CHIEF STATE SOLICITOR MINISTRY OF THE ATTORNEY GENERAL	03/06(001) 07/01(001-004) 07/06(001)
CD1	PERMANENT SECRETARY MINISTRY OF COMMUNITY DEVELOPMENT	06/01(001-002) 07/01(001) 07/04(001) 07/06(002)
EB1	CHIEF ELECTION OFFICER ELECTIONS AND BOUNDARIES COMMISSION	07/01(001) 07/04(001-004)
ED1	PERMANENT SECRETARY MINISTRY OF EDUCATION	06/01(001) 07/01(003-016) 07/02(001) 07/06(001)
EN1	PERMANENT SECRETARY MINISTRY OF ENERGY AND ENERGY AFFAIRS	03/06(001-017) 06/03(001-003) 06/06(001) 07/01(001-018) 07/04(001) 07/06(001-003)
EV1	PERMANENT SECRETARY MINISTRY OF THE ENVIRONMENT AND WATER RESOURCES	03/06(001-006) 07/01(001-005) 07/04(002-003) 07/06(001-003)

Receivers of Revenue should note that items shown give the range of items under their jurisdiction. Reference should be made to the details under the Heads of Revenue for their specific item/s.

RECEIVERS OF REVENUE AND CODES

		HEAD/SUB HEAD/ITEM
FA1	PERMANENT SECRETARY MINISTRY OF FOREIGN AFFAIRS	07/01(002-004) 07/06(001)
FN1	COMPTROLLER OF ACCOUNTS MINISTRY OF FINANCE AND THE ECONOMY	06/02(001-004) 06/04(001) 06/05(001) 07/01(001) 07/02(001) 07/03(001-009) 07/04(001-002) 07/06(001-025) 08/03(002-027) 08/04(013-015) 08/06(006-015) 08/07(001) 09/02(001) 09/07(001) 09/09(001) 09/10(001-008) 09/11(001) 09/12(001) 10/01-02
FN2	CHAIRMAN BOARD OF INLAND REVENUE MINISTRY OF FINANCE AND THE ECONOMY	01/01-09 02/03(001) 02/04(001) 03/05(001-003) 03/06(001-021) 03/07(001) 05/01 07/01(001-003) 09/10(002)
FN3	COMPTROLLER OF CUSTOMS AND EXCISE MINISTRY OF FINANCE AND THE ECONOMY	03/01(001) 03/02(001-007) 03/04(001-038) 03/05(001) 03/06(003-004) 03/08(001-002) 04/01(001-005) 04/02(001-003) 07/01(001-004) 07/02(001) 07/04(001-004) 07/06(001)

Receivers of Revenue should note that items shown give the range of items under their jurisdiction. Reference should be made to the details under the Heads of Revenue for their specific item/s.

RECEIVERS OF REVENUE AND CODES

		HEAD/SUB HEAD/ITEM
FN5	PERMANENT SECRETARY MINISTRY OF FINANCE AND THE ECONOMY (INVESTMENT DIVISION)	06/04(002-003) 06/05(001) 07/06(002) 09/10(001-012) 09/12(001-002)
FN6	PERMANENT SECRETARY MINISTRY OF FINANCE AND THE ECONOMY	07/02(001)
FN7	SUPERVISOR OF INSOLVENCY OFFICE OF THE SUPERVISOR OF INSOLVENCY	07/01(001)
FP1	PERMANENT SECRETARY MINISTRY OF FOOD PRODUCTION	03/06(001) 07/01(001-008) 07/04(001-022)
GY1	PERMANENT SECRETARY MINISTRY OF GENDER, YOUTH AND CHILD DEVELOPMENT	06/01(001-003) 07/04(001-002)
HE1	PERMANENT SECRETARY MINISTRY OF HEALTH	03/06(002-006) 07/01(002-009) 07/04(003)
HS1	PERMANENT SECRETARY MINISTRY OF HOUSING AND URBAN DEVELOPMENT	06/01(001-003) 06/06(003-005) 07/04(001) 08/03(003) 09/02(001-004)
IC1	REGISTRAR INDUSTRIAL COURT	07/02(001) 07/04(001)
IC2	REGISTRAR INTEGRITY COMMISSION	07/01(001)

Receivers of Revenue should note that items shown give the range of items under their jurisdiction. Reference should be made to the details under the Heads of Revenue for their specific item/s.

RECEIVERS OF REVENUE AND CODES

		HEAD/SUB HEAD/ITEM
JT1	COMMISSIONER OF PRISONS MINISTRY OF JUSTICE	07/02(001) 07/04(001)
LA1	REGISTRAR GENERAL MINISTRY OF LEGAL AFFAIRS	07/01(001-004)
LA2	CONTROLLER, INTELLECTUAL PROPERTY OFFICE MINISTRY OF LEGAL AFFAIRS	07/01(001)
LA3	PERMANENT SECRETARY MINISTRY OF LEGAL AFFAIRS	07/04(001)
LE1	PERMANENT SECRETARY MINISTRY OF LABOUR AND SMALL AND MICRO ENTERPRISE DEVELOPMENT	07/01(001-003)
LG1	PERMANENT SECRETARY MINISTRY OF LOCAL GOVERNMENT	07/01(001)
LM1	COMMISSIONER STATE LANDS MINISTRY OF LAND AND MARINE RESOURCES	06/01(001-006) 06/06(001-004) 07/01(001-007) 09/02(001)
LM2	DIRECTOR OF SURVEYS MINISTRY OF LAND AND MARINE RESOURCES	07/04(001-004)
MJ1	CHIEF MAGISTRATE MAGISTRACY - JUDICIARY	03/04(001-002) 03/06(001-009) 07/01(001-004) 07/02(001-005) 07/06(001)
ND1	PERMANENT SECRETARY MINISTRY OF NATIONAL DIVERSITY AND SOCIAL INTEGRATION	07/04(001)

Receivers of Revenue should note that items shown give the range of items under their jurisdiction. Reference should be made to the details under the Heads of Revenue for their specific item/s.

RECEIVERS OF REVENUE AND CODES

		HEAD/SUB HEAD/ITEM
NS1	PERMANENT SECRETARY MINISTRY OF NATIONAL SECURITY	07/01(001-008)
NS2	CHIEF IMMIGRATION OFFICER MINISTRY OF NATIONAL SECURITY	03/06(001) 07/01(001-007) 07/02(001) 07/06(001)
NS3	COMMISSIONER OF POLICE TRINIDAD AND TOBAGO POLICE SERVICE	03/06(001) 07/01(001-004)
NS4	CHIEF FIRE OFFICER MINISTRY OF NATIONAL SECURITY	07/01(001-002) 07/02(001)
PA1	PERMANENT SECRETARY MINISTRY OF PUBLIC ADMINISTRATION	07/06(001)
PL1	PERMANENT SECRETARY MINISTRY OF PLANNING AND SUSTAINABLE DEVELOPMENT	07/04(002)
PL2	DIRECTOR OF STATISTICS MINISTRY OF PLANNING AND SUSTAINABLE DEVELOPMENT	07/01(001-002)
PM1	PERMANENT SECRETARY TO THE PRIME MINISTER OFFICE OF THE PRIME MINISTER	07/06(001)
PUI	PERMANENT SECRETARY MINISTRY OF PUBLIC UTILITIES	03/06(007) 07/01(004) 07/04(001)
RO1	REVENUE OFFICER V ST GEORGE WEST MINISTRY OF FINANCE AND THE ECONOMY	02/01(001)

Receivers of Revenue should note that items shown give the range of items under their jurisdiction. Reference should be made to the details under the Heads of Revenue for their specific item/s.

RECEIVERS OF REVENUE AND CODES

		HEAD/SUB HEAD/ITEM
R02	REVENUE OFFICER IV ST GEORGE EAST MINISTRY OF FINANCE AND THE ECONOMY	02/01(001)
R03	REVENUE OFFICER IV CARONI / CHAGUANAS MINISTRY OF FINANCE AND THE ECONOMY	02/01(001)
R04	REVENUE OFFICER IV ST ANDREW/ ST DAVID MINISTRY OF FINANCE AND THE ECONOMY	02/01(001)
R05	REVENUE OFFICER IV ST PATRICK MINISTRY OF FINANCE AND THE ECONOMY	02/01(001)
R06	REVENUE OFFICER IV NARIVA / MAYARO MINISTRY OF FINANCE AND THE ECONOMY	02/01(001)
R07	REVENUE OFFICER IV VICTORIA MINISTRY OF FINANCE AND THE ECONOMY	02/01(001)
R08	REVENUE OFFICER IV TOBAGO	02/01(001)
SC1	DIRECTOR OF PERSONNEL ADMINISTRATION SERVICE COMMISSIONS DEPARTMENT	07/01(001-003) 07/02(001)
SJ1	REGISTRAR SUPREME COURT - JUDICIARY	03/06(001) 07/01(001-004) 07/02(001-002) 07/04(001)
SP1	PERMANENT SECRETARY MINISTRY OF SPORT	06/01(001-012) 07/01(001)
TA1	REGISTRAR TAX APPEAL BOARD	07/01(001) 07/04(001)

Receivers of Revenue should note that items shown give the range of items under their jurisdiction. Reference should be made to the details under the Heads of Revenue for their specific item/s.

RECEIVERS OF REVENUE AND CODES

		HEAD/SUB HEAD/ITEM
TE1	PERMANENT SECRETARY MINISTRY OF TERTIARY EDUCATION AND SKILLS TRAINING	06/01(001) 07/01(001) 07/04(001)
TP2	TRANSPORT COMMISSIONER MINISTRY OF TRANSPORT	03/05(001-037) 07/01(001-006) 07/02(001-002) 07/04(001-002)
TP3	DIRECTOR MARITIME SERVICES MINISTRY OF TRANSPORT	03/06(001-008) 06/01(001) 07/01(001) 07/02(001) 07/04(001-002) 07/06(001-004)
TR1	PERMANENT SECRETARY MINISTRY OF TRADE, INDUSTRY, INVESTMENT AND COMMUNICATIONS	03/03(001-003) 03/06(001-002) 06/01(001) 07/01(001-003)
WI1	PERMANENT SECRETARY MINISTRY OF WORKS AND INFRASTRUCTURE	07/01(002) 07/06(001)

Receivers of Revenue should note that items shown give the range of items under their jurisdiction. Reference should be made to the details under the Heads of Revenue for their specific item/s.