



REPUBLIC OF
TRINIDAD AND TOBAGO

ESTIMATES

OF REVENUE FOR THE

FINANCIAL YEAR

2013

CONTENTS

ESTIMATES OF REVENUE FOR THE FINANCIAL YEAR, 2013

ABSTRACTS

	PAGE
Financial Statement 2013 and Comparative Statements 2012 (Original and Revised Estimates) and 2011 Actual	iv
Abstract of the Estimated Revenue for the Financial Year ending 30th September, 2013	
Revised Estimates of Revenue for 2012 and Actual Revenue 2011	v
Revenue 2013 by classification	vi
Abstract of the Estimated Tax Revenue for the Financial year ending 30th September, 2013	
Revised Estimates of Revenue for 2012 and Actual Revenue 2011	vii
Abstract of the Estimated Non-Tax Revenue for the Financial year ending 30th September, 2013	
Revised Estimates of Revenue for 2012 and Actual Revenue 2011	viii
Abstract of the Estimated Capital Receipts for the Financial year ending 30th September, 2013	
Revised Estimates of Revenue for 2012 and Actual Revenue 2011	ix
Abstract of the Estimated Financing for the Financial year ending 30th September, 2013	
Revised Estimates of Revenue for 2012 and Actual Revenue 2011	x

HEADS OF REVENUE

01. Taxes on Income and Profits	1
02. Taxes on Property	2
03. Taxes on Goods and Services	5
04. Taxes on International Trade	14
05. Other Taxes	16
06. Property Income	17
07. Other Non-Tax Revenue	23
08. Repayment of Past Lending	44
09. Capital Revenue	46
10. Borrowing	50

Abstract of the Estimated Revenue for Tobago for the Financial year ending 30th September, 2013
Revised Estimates of Revenue for 2012 and Actual Revenue 2011

TOBAGO HEADS OF REVENUE (included in main Revenue Estimates)

01. Taxes on Income and Profits	53
02. Taxes on Property	54
03. Taxes on Goods and Services	56
04. Taxes on International Trade	62
05. Other Taxes	63
06. Property Income	64
07. Other Non-Tax Revenue	66

APPENDIX

Receivers of Revenue and Codes	76
---------------------------------------	----

ESTIMATES OF REVENUE 2013
TRINIDAD AND TOBAGO FINANCIAL STATEMENT. 2013 AND COMPARATIVE STATEMENTS. 2012 (ORIGINAL AND REVISED ESTIMATES) AND 2011 ACTUAL

	REVENUE			EXPENDITURE				
	2011 Actual \$Mn	2012 Estimates \$Mn	2012 Revised \$Mn	2013 Estimates \$Mn	2011 Actual \$Mn	2012 Estimates \$Mn	2012 Revised \$Mn	2013 Estimates \$Mn
Tax Revenue	40,411.3	40,007.6	39,851.4	43,271.1	6,775.3	8,029.9	7,104.3	8,183.7
Income and Profits	31,660.5	29,502.5	29,363.1	32,001.8	4,737.7	5,655.7	4,961.1	5,613.1
Goods and Services	6,387.7	8,058.0	8,041.3	8,635.5	489.5	647.7	515.2	688.9
International Trade	2,167.8	2,248.1	2,248.1	2,419.3	1,548.1	1,726.5	1,628.0	1,881.7
Other	195.3	199.0	198.9	214.5	5,489.7	7,743.8	6,864.6	8,000.5
Non-Tax Revenue	5,199.1	5,662.2	6,506.6	6,405.9	237.3	409.6	367.5	505.1
Property	4,136.8	4,736.1	5,473.3	5,543.2	3,643.7	5,066.9	3,929.9	4,749.7
Other Non-Tax Revenue	1,027.0	894.0	1,001.5	826.2	25,714.5	21,398.9	24,450.7	26,178.7
Repayment of Past Lending	35.3	32.1	31.8	36.5	5,669.6	6,509.4	6,163.6	6,876.1
					159.0	0.0	0.0	38.7
					47,689.1	49,158.5	48,880.6	54,532.5
					(2,078.7)	(3,488.7)	(2,522.6)	(4,855.5)
	45,610.4	45,669.8	46,358.0	49,677.0	45,610.4	45,669.8	46,358.0	49,677.0

CAPITAL ACCOUNT

	2011 Actual \$Mn	2012 Estimates \$Mn	2012 Revised \$Mn	2013 Estimates \$Mn	2011 Actual \$Mn	2012 Estimates \$Mn	2012 Revised \$Mn	2013 Estimates \$Mn
Current Surplus/(Deficit)	(2,078.7)	(3,488.7)	(2,522.6)	(4,855.5)	3,276.6	3,290.1	3,270.6	3,371.0
Capital Revenue	287.0	16.9	41.2	47.1	3,508.0	2,872.2	2,846.5	2,957.3
Surplus/(Deficit) Financing	(1,791.7)	(3,471.8)	(2,481.4)	(4,808.4)				
	1,621.9	6,616.8	6,616.8	6,463.0				
Changes in Cash Balances	6,954.4	3,017.3	1,981.7	4,673.7				
	6,784.6	6,162.3	6,117.1	6,328.3	6,784.6	6,162.3	6,117.1	6,328.3

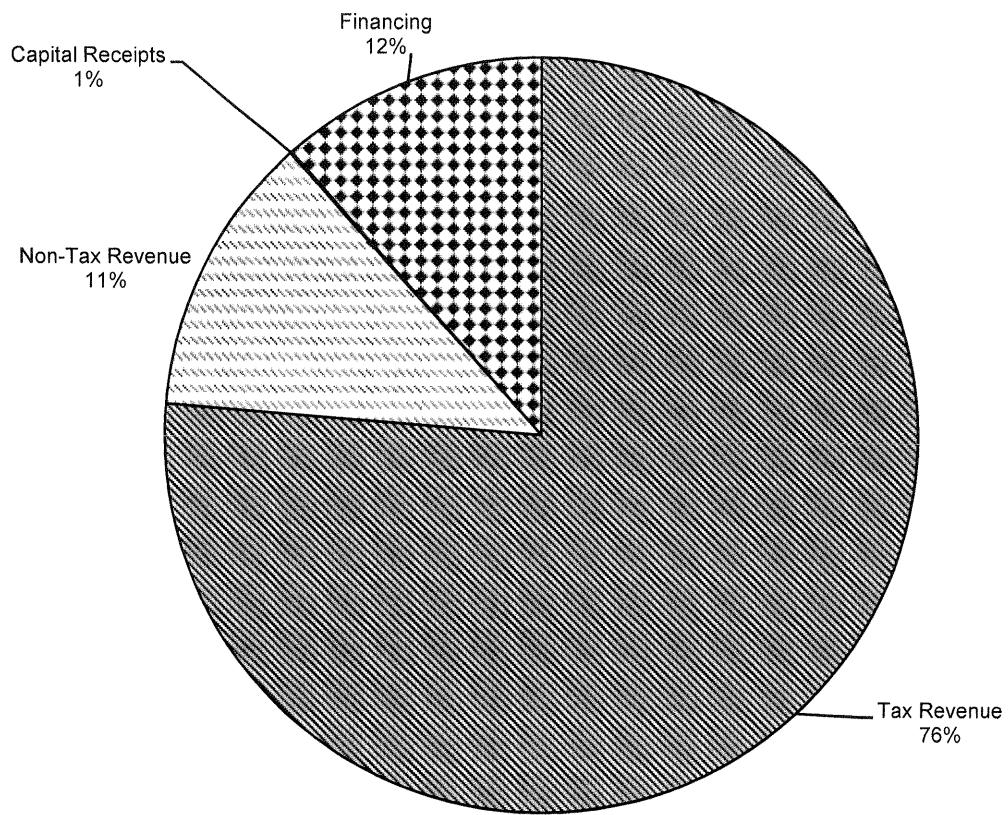
Revenue excludes Unemployment Fund and Green Fund

ESTIMATES, TRINIDAD & TOBAGO, FOR 2013

Abstract of Estimated Revenue for the financial year ending 30 September 2013, Revised Estimates of Revenue, 2012 and Actual Revenue, 2011

Head	2011 Actual	2012 Estimates	2012 Revised Estimates	2013 Estimates
	\$	\$	\$	\$
TAX REVENUE				
01. TAXES ON INCOME AND PROFITS	31,660,478,855	29,502,554,100	29,363,066,900	32,001,813,000
02. TAXES ON PROPERTY	10,645,552	15,000,000	11,397,200	14,450,500
03. TAXES ON GOODS AND SERVICES	6,387,716,050	8,058,030,250	8,041,339,100	8,235,472,800
04. TAXES ON INTERNATIONAL TRADE	2,167,815,194	2,248,079,000	2,248,114,000	2,419,325,000
05. OTHER TAXES	184,710,945	184,000,000	187,500,000	200,000,000
TOTAL TAX REVENUE	40,411,366,596	40,007,663,350	39,851,417,200	42,871,061,300
NON-TAX REVENUE				
06. PROPERTY INCOME	4,136,767,841	4,736,094,850	5,473,344,745	5,943,203,385
07. OTHER NON-TAX REVENUE	1,027,001,175	894,005,150	1,001,519,470	826,196,000
08. REPAYMENT OF PAST LENDING	35,266,066	32,063,540	31,810,330	36,473,700
TOTAL NON-TAX REVENUE	5,199,035,082	5,662,163,540	6,506,674,545	6,805,873,085
SUB-TOTAL	45,610,401,678	45,669,826,890	46,358,091,745	49,676,934,385
CAPITAL RECEIPTS				
09. CAPITAL REVENUE	286,976,896	16,919,000	41,216,727	47,119,000
TOTAL CAPITAL RECEIPTS	286,976,896	16,919,000	41,216,727	47,119,000
SUB-TOTAL	45,897,378,574	45,686,745,890	46,399,308,472	49,724,053,385
FINANCING				
10. BORROWING	1,621,891,211	6,616,810,000	6,616,810,000	6,462,950,000
TOTAL FINANCING	1,621,891,211	6,616,810,000	6,616,810,000	6,462,950,000
GRAND TOTAL	47,519,269,785	52,303,555,890	53,016,118,472	56,187,003,385

REVENUE 2013 BY CLASSIFICATION

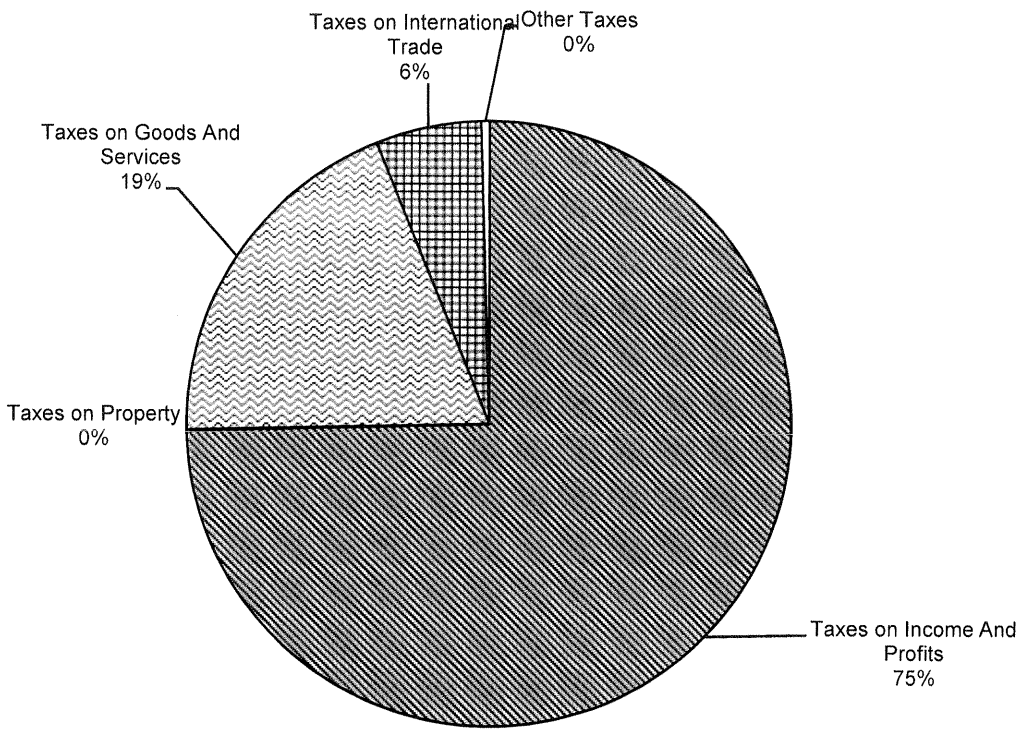


ESTIMATES, TRINIDAD & TOBAGO, FOR 2013

Abstract of Estimated TAX REVENUE for the financial year ending 30 September 2013, Revised Estimates of Revenue, 2012 and Actual Revenue, 2011

Head	2011 Actual	2012 Estimates	2012 Revised Estimates	2013 Estimates
	\$	\$	\$	\$
TAX REVENUE				
01. TAXES ON INCOME AND PROFITS	31,660,478,855	29,502,554,100	29,363,066,900	32,001,813,000
02. TAXES ON PROPERTY	10,645,552	15,000,000	11,397,200	14,450,500
03. TAXES ON GOODS AND SERVICES	6,387,716,050	8,058,030,250	8,041,339,100	8,235,472,800
04. TAXES ON INTERNATIONAL TRADE	2,167,815,194	2,248,079,000	2,248,114,000	2,419,325,000
05. OTHER TAXES	184,710,945	184,000,000	187,500,000	200,000,000
TOTAL TAX REVENUE	40,411,366,596	40,007,663,350	39,851,417,200	42,871,061,300

TAX REVENUE 2013

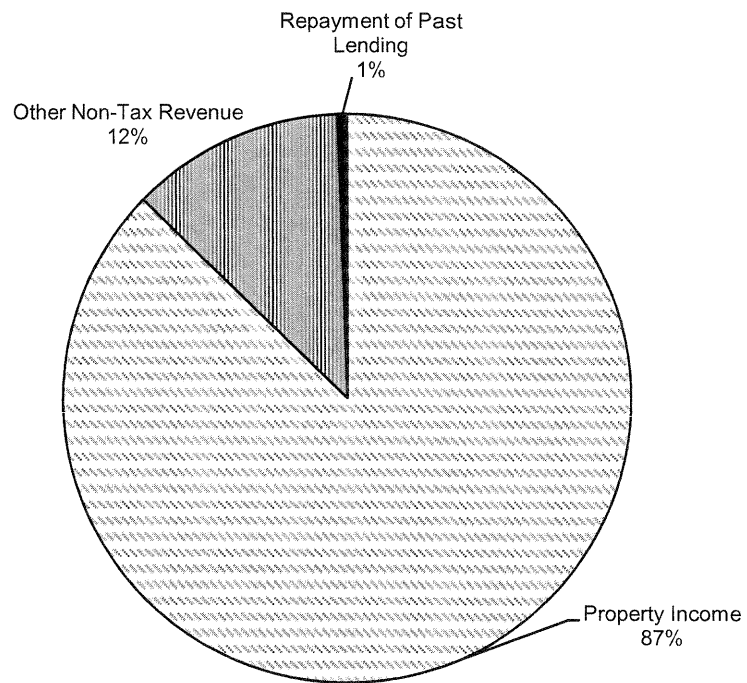


ESTIMATES, TRINIDAD & TOBAGO, FOR 2013

Abstract of Estimated NON-TAX REVENUE for the financial year ending 30 September 2013. Revised Estimates of Revenue, 2012 and Actual Revenue, 2011

Head	2011 Actual	2012 Estimates	2012 Revised Estimates	2013 Estimates
	\$	\$	\$	\$
NON-TAX REVENUE				
06. PROPERTY INCOME	4,136,767,841	4,736,094,850	5,473,344,745	5,943,203,385
07. OTHER NON-TAX REVENUE	1,027,001,175	894,005,150	1,001,519,470	826,196,000
08. REPAYMENT OF PAST LENDING	35,266,066	32,063,540	31,810,330	36,473,700
TOTAL NON-TAX REVENUE	5,199,035,082	5,662,163,540	6,506,674,545	6,805,873,085
SUB-TOTAL	45,610,401,678	45,669,826,890	46,358,091,745	49,676,934,385

NON-TAX REVENUE 2013



ESTIMATES, TRINIDAD & TOBAGO, FOR 2013

Abstract of Estimated CAPITAL RECEIPTS for the financial year ending 30 September 2013, Revised Estimates of Revenue, 2012 and Actual Revenue, 2011

Head	2011 Actual	2012 Estimates	2012 Revised Estimates	2013 Estimates
	\$	\$	\$	\$
CAPITAL RECEIPTS				
09. CAPITAL REVENUE	286,976,896	16,919,000	41,216,727	47,119,000
TOTAL CAPITAL RECEIPTS	286,976,896	16,919,000	41,216,727	47,119,000
SUB-TOTAL	45,897,378,574	45,686,745,890	46,399,308,472	49,724,053,385

ESTIMATES, TRINIDAD & TOBAGO, FOR 2013

Abstract of Estimated FINANCING for the financial year ending 30 September 2013, Revised Estimates of Revenue, 2012 and Actual Revenue, 2011

Head	2011 Actual	2012 Estimates	2012 Revised Estimates	2013 Estimates
	\$	\$	\$	\$
FINANCING				
10. BORROWING	1,621,891,211	6,616,810,000	6,616,810,000	6,462,950,000
TOTAL FINANCING	1,621,891,211	6,616,810,000	6,616,810,000	6,462,950,000
GRAND TOTAL	47,519,269,785	52,303,555,890	53,016,118,472	56,187,003,385

Trinidad and Tobago

Head 01 - TAXES ON INCOME AND PROFITS

Sub-Head / Receiver / Item / Sub-Item		2011 Actual	2012 Estimates	2012 Revised Estimates	2013 Estimates
		\$	\$	\$	\$
FN2	CHAIRMAN BOARD OF INLAND REVENUE MINISTRY OF FINANCE AND THE ECONOMY				
01	Oil Companies (Chap 75:04)	16,022,540,548	14,109,951,000	14,109,951,000	15,887,891,800
02	Other Companies (Chap 75:02)	9,033,577,160	8,487,604,200	8,171,949,000	8,541,321,100
03	Individuals (Chap 75:01)	4,960,844,930	5,351,398,000	5,369,824,900	5,806,739,000
04	Withholding Tax (Chap 75:01)	1,197,331,132	1,120,762,700	1,171,332,600	1,206,472,600
05	Insurance Surrender Tax (Chap 75:01)	21,276,380	22,332,700	23,738,900	25,638,000
07	Business Levy (Chap 75:02)	208,883,458	212,001,500	307,933,900	323,330,600
09	Health Surcharge (chap 75:05)	216,025,247	198,504,000	208,336,600	210,419,900
Total		31,660,478,855	29,502,554,100	29,363,066,900	32,001,813,000

Estimates 2013	32,001,813,000
Revised Estimates 2012	29,363,066,900
Increase	<u>2,638,746,100</u>

Trinidad and Tobago
Head 02 - TAXES ON PROPERTY

Sub-Head / Receiver / Item / Sub-Item		2011 Actual	2012 Estimates	2012 Revised Estimates	2013 Estimates
01	Lands and Buildings Taxes	\$ 10,645,552	\$ 15,000,000	\$ 11,397,200	\$ 9,450,500
03	Property Tax	-	-	-	-
04	Industrial Land Tax	-	-	-	5,000,000
Total		10,645,552	15,000,000	11,397,200	14,450,500

Estimates 2013	...	14,450,500
Revised Estimates 2012	...	11,397,200
Increase	...	<u>3,053,300</u>

Sub-Head / Receiver / Item / Sub-Item		2011 Actual	2012 Estimates	2012 Revised Estimates	2013 Estimates
01	Lands and Buildings Taxes	\$	\$	\$	\$
R01	REVENUE OFFICER V ST GEORGE WEST MINISTRY OF FINANCE AND THE ECONOMY				
001	Lands and Buildings Taxes (Ch. 76:04)	2,415,507	2,410,500	2,294,300	2,410,500
R02	REVENUE OFFICER IV ST GEORGE EAST MINISTRY OF FINANCE AND THE ECONOMY				
001	Lands and Buildings Taxes (Ch. 76:04)	2,536,146	1,702,500	1,702,500	1,200,000
R03	REVENUE OFFICER IV CARONI / CHAGUANAS MINISTRY OF FINANCE AND THE ECONOMY				
001	Lands and Buildings Taxes	2,274,101	6,859,500	4,911,300	4,000,000
	Lands and Buildings Taxes Carried Forward	7,225,754	10,972,500	8,908,100	7,610,500

Trinidad and Tobago
Head 02 - TAXES ON PROPERTY

Sub-Head / Receiver / Item / Sub-Item		2011 Actual	2012 Estimates	2012 Revised Estimates	2013 Estimates
01	Lands and Buildings Taxes - Brought Forward	\$ 7,225,754	\$ 10,972,500	\$ 8,908,100	\$ 7,610,500
R04	REVENUE OFFICER IV ST ANDREW/ ST DAVID MINISTRY OF FINANCE AND THE ECONOMY				
001	Lands and Buildings Taxes	647,143	759,000	559,000	300,000
R05	REVENUE OFFICER IV ST PATRICK MINISTRY OF FINANCE AND THE ECONOMY				
001	Lands and Buildings Taxes	756,772	826,500	672,230	340,000
R06	REVENUE OFFICER IV NARIVA / MAYARO MINISTRY OF FINANCE AND THE ECONOMY				
001	Lands and Buildings Taxes	238,342	423,000	428,770	200,000
R07	REVENUE OFFICER IV VICTORIA MINISTRY OF FINANCE AND THE ECONOMY				
001	Lands and Buildings Taxes	1,077,300	1,162,500	414,800	500,000
R08	REVENUE OFFICER IV TOBAGO				
001	Lands and Buildings Taxes	700,241	856,500	414,300	500,000
	Sub-Head Total	10,645,552	15,000,000	11,397,200	9,450,500
03	Property Tax				
FN2	CHAIRMAN BOARD OF INLAND REVENUE MINISTRY OF FINANCE AND THE ECONOMY				
001	Property Tax (Act No. 18 of 2009)	-	-	-	-
	Sub-Head Total	-	-	-	-

Trinidad and Tobago
Head 02 - TAXES ON PROPERTY

Sub-Head / Receiver / Item / Sub-Item		2011 Actual	2012 Estimates	2012 Revised Estimates	2013 Estimates
04	Industrial Land Tax	\$	\$	\$	\$
FN2	CHAIRMAN BOARD OF INLAND REVENUE MINISTRY OF FINANCE AND THE ECONOMY				
001	Industrial Land Tax	-	-	-	5,000,000
	Sub-Head Total	-	-	-	5,000,000

Trinidad and Tobago

Head 03 - TAXES ON GOODS AND SERVICES

Sub-Head / Receiver / Item / Sub-Item		2011 Actual	2012 Estimates	2012 Revised Estimates	2013 Estimates
		\$	\$	\$	\$
01	Purchase Tax	110,000	120,000	120,000	100,000
02	Excise Duties	705,422,984	768,202,900	759,202,900	772,274,000
03	Betting and Entertainment Taxes	13,621,136	12,963,600	12,963,600	13,013,500
04	Liquor & Miscellaneous Business Licences & Fees	10,681,054	12,058,350	12,069,800	12,551,650
05	Motor Vehicles Taxes and Duties (Chap. 48:50)	428,560,686	434,204,500	434,672,100	452,100,000
06	Other	309,362,676	330,446,900	321,661,700	312,327,750
07	Value Added Tax	4,917,001,544	6,497,604,000	6,497,604,000	6,670,000,000
08	Alcohol and Tobacco Taxes	2,955,970	2,430,000	3,045,000	3,105,900
Total		6,387,716,050	8,058,030,250	8,041,339,100	8,235,472,800

Estimates 2013	8,235,472,800
Revised Estimates 2012	8,041,339,100
Increase	194,133,700

Sub-Head / Receiver / Item / Sub-Item		2011 Actual	2012 Estimates	2012 Revised Estimates	2013 Estimates
01	Purchase Tax	\$	\$	\$	\$
FN3	COMPTROLLER OF CUSTOMS AND EXCISE MINISTRY OF FINANCE AND THE ECONOMY				
001	Purchase Tax (Ch. 77:01)	110,000	120,000	120,000	100,000
Sub-Head Total		110,000	120,000	120,000	100,000

Trinidad and Tobago

Head 03 - TAXES ON GOODS AND SERVICES

Sub-Head / Receiver / Item / Sub-Item		2011 Actual	2012 Estimates	2012 Revised Estimates	2013 Estimates
02	<u>Excise Duties</u>	\$	\$	\$	\$
FN3	COMPTROLLER OF CUSTOMS AND EXCISE MINISTRY OF FINANCE AND THE ECONOMY				
001	Rum and Spirits (Ch. 78:50)	167,350,738	177,797,400	177,797,400	181,353,400
002	Beer Duty (Chap. 78:50)	195,483,472	218,301,400	218,301,400	222,667,500
003	Oil (Petrol)(Chap. 78:50)	101,049,103	103,877,500	103,877,500	103,877,500
006	Cigarettes (Ch. 78:50)	239,930,597	266,449,000	257,449,000	262,598,000
007	Malta Beverage (Ch. 78:50)	1,609,074	1,777,600	1,777,600	1,777,600
	Sub-Head Total	705,422,984	768,202,900	759,202,900	772,274,000
03	<u>Betting and Entertainment Taxes</u>				
TR1	PERMANENT SECRETARY MINISTRY OF TRADE, INDUSTRY AND INVESTMENT				
001	Tote and Forecast (Chap. 11:19)	4,654,631	5,163,600	5,163,600	5,213,500
003	Betting Office Levy (Ch. 21:53)	8,966,505	7,800,000	7,800,000	7,800,000
	Sub-Head Total	13,621,136	12,963,600	12,963,600	13,013,500
04	<u>Liquor & Miscellaneous Business Licences & Fees</u>				
FN3	COMPTROLLER OF CUSTOMS AND EXCISE MINISTRY OF FINANCE AND THE ECONOMY				
001	Spirit Retailers, Port-of-Spain (Ch. 84:10)	319,800	450,000	421,000	429,500
002	Spirit Retailers, San Fernando (Ch. 84:10)	181,744	160,000	174,000	191,500
003	Spirit Retailers, Towns (Ch. 84:10)	323,269	350,000	350,000	357,000
004	Spirit Retailers, Elsewhere (Ch. 84:10)	2,321,200	2,500,000	2,500,000	2,550,000
005	Spirit Grocers, Port-of-Spain (Ch. 84:10)	293,100	455,000	455,000	464,100
006	Spirit Grocers, San Fernando (Ch. 84:10)	163,125	180,000	180,000	185,000
007	Spirit Grocers, Elsewhere (Ch. 84:10)	1,250,050	1,200,000	1,200,000	1,262,000
008	Spirit Dealers (Ch. 84:10)	55,800	70,000	70,000	71,400
009	Special Hotel up to 15 bedrooms (Ch. 84:10)	198,000	250,000	250,000	255,000
	Liquor & Miscellaneous Business Licences & Fees Carried Forward	5,106,088	5,615,000	5,600,000	5,765,500

Trinidad and Tobago

Head 03 - TAXES ON GOODS AND SERVICES

Sub-Head / Receiver / Item / Sub-Item		2011 Actual	2012 Estimates	2012 Revised Estimates	2013 Estimates
		\$	\$	\$	\$
04	Liquor & Miscellaneous Business Licences & Fees - Brought Forward	5,106,088	5,615,000	5,600,000	5,765,500
010	Special Hotel, 16-49 bedrooms (Ch. 84:10)	160,885	200,000	200,000	204,000
011	Special Hotel, 50-150 bedrooms (84:10)	81,000	125,000	125,000	127,500
012	Special Hotel, more than 150 bedrooms (Ch. 84:10)	27,000	60,000	60,000	61,200
013	Hotel Spirit, up to 15 bedrooms (Ch. 84:10)	4,500	20,000	20,000	20,400
014	Hotel Spirit, 16-49 bedrooms (Ch. 84:10)	4,500	12,000	12,000	12,200
015	Hotel Spirit, 50-150 bedrooms (84:10)	27,000	23,000	23,000	27,000
016	Hotel Spirit, more than 150 bedrooms (Ch. 84:10)	9,000	-	-	-
017	Restaurant, Port-of-Spain (Ch. 84:10)	10,125	25,000	25,000	25,500
018	Restaurant, San Fernando (Ch. 84:10)	51,469	56,000	56,000	57,100
019	Restaurant, Elsewhere (Ch. 84:10)	290,644	285,000	285,000	300,000
020	Special Restaurant, Port-of-Spain (Ch. 84:10)	471,206	755,000	755,000	770,100
021	Special Restaurant, San Fernando (Ch. 84:10)	562,500	590,000	590,000	601,800
022	Special Restaurant, Elsewhere (Ch. 84:10)	2,021,888	2,000,000	2,000,000	2,200,000
023	Night Bar, Port-of-Spain (Ch. 84:10)	-	-	-	-
024	Night Bar, San Fernando (Ch. 84:10)	-	-	-	-
025	Night Bar, Elsewhere (Ch. 84:10)	4,500	4,500	4,500	4,600
026	Wine Retailers, Port-of-Spain (Ch. 84:10)	24,187	40,000	40,000	40,800
027	Wine Retailers, San Fernando (Ch. 84:10)	4,500	5,700	5,700	5,800
028	Wine Retailers, Elsewhere (Ch. 84:10)	31,115	45,000	45,000	45,900
029	Wine Merchants (Ch. 84:10)	4,337	9,000	32,000	32,600
030	Distillers (Chap. 87:54)	5,000	5,000	5,000	5,100
031	Still Dealers (Ch. 87:54)	2,700	5,400	5,400	2,700
032	Compounders (Ch. 87:54)	2,250	3,100	3,100	2,250
033	Methylated Spirits (Chap. 87:54)	2,900	1,600	2,100	2,300
034	Medicinal Spirits (Chap. 87:54)	50	50	100	100
035	Vinegar Manufacturers (Chap. 87:54)	500	500	500	500
036	Bay Rum and Perfumed Spirits (Chap. 87:54)	1,250	1,500	1,500	1,500
037	Brewers (Chap. 87:52)	4,000	4,000	4,000	4,000
038	Clubs (Chap. 21:01)	1,151,388	1,500,000	1,500,000	1,530,000
		10,066,482	11,391,350	11,399,900	11,850,450
MJ1	CHIEF MAGISTRATE MAGISTRACY - JUDICIARY				
001	Occasional (Chap. 84:10)	606,600	659,000	658,900	690,000
002	Transfer Fees (Chap. 84:10)	7,972	8,000	11,000	11,200
		614,572	667,000	669,900	701,200
	Sub-Head Total	10,681,054	12,058,350	12,069,800	12,551,650

Trinidad and Tobago

Head 03 - TAXES ON GOODS AND SERVICES

Sub-Head / Receiver / Item / Sub-Item		2011 Actual	2012 Estimates	2012 Revised Estimates	2013 Estimates
05	Motor Vehicles Taxes and Duties (Chap. 48:50)	\$	\$	\$	\$
FN2	CHAIRMAN BOARD OF INLAND REVENUE MINISTRY OF FINANCE AND THE ECONOMY				
001	Motor Vehicles Taxes (Ch. 48:50)	1,859,915	1,200,000	1,108,800	1,000,000
003	Tax on transfer of Used Motor Vehicles (Ch. 48:50)	49,836,175	53,600,000	50,514,000	50,500,000
		51,696,090	54,800,000	51,622,800	51,500,000
FN3	COMPTROLLER OF CUSTOMS AND EXCISE MINISTRY OF FINANCE AND THE ECONOMY				
001	Motor Vehicles Taxes (Ch. 48:50)	260,146,129	263,500,000	263,500,000	284,800,000
TP2	TRANSPORT COMMISSIONER MINISTRY OF TRANSPORT				
001	Motor Vehicles Licences (Ch. 48:50)	1,750	-	-	-
002	3-year Driving Permits (Ch. 48:50)	3,570,825	95,000	60,000	60,000
003	1-year Driving Permits (Ch. 48:50)	76,640	100,000	80,000	60,000
004	Provisional Driving Permits (Ch. 48:50)	1,574,965	1,500,000	1,580,000	1,600,000
005	Conductors' Permits (Ch. 48:50)	-	-	-	-
006	Duplicate Permits (Ch. 48:50)	798,195	755,000	785,400	765,000
007	Taxi Drivers' Licences (Ch. 48:50)	37,150	60,000	31,000	37,000
008	Examination of Drivers (Ch. 48:50)	8,641,430	7,800,000	8,800,000	9,000,000
009	Road Permits (Ch. 48:50)	827,529	830,000	830,000	648,000
010	Inspection Fees (Ch. 48:50)	10,977,945	10,000,000	15,067,000	16,700,000
011	Driving Certificates (Ch. 48:50)	1,030,313	930,000	930,000	1,086,000
012	Dealers' Licences (Ch. 48:50)	1,440,000	1,300,000	1,575,200	1,739,000
013	Registration of Motor Vehicles (Ch. 48:50)	2,221,695	2,400,000	2,400,000	2,738,000
014	Certified Extracts of Register (Ch. 48:50)	5,301,900	5,250,000	6,992,200	7,116,000
015	Changes of Ownership (Ch. 48:50)	360,420	360,000	390,500	360,000
016	Amendments to Register (Ch. 48:50)	1,089,850	995,000	1,336,500	1,400,000
017	Other Vehicles (Ch. 48:50)	3	-	-	-
018	Examination Study Guides (Ch. 48:50)	255,290	375,000	275,000	264,000
019	Refund of Travelling Expenses	112,811	105,000	290,000	300,000
020	Miscellaneous	381	-	-	-
021	Priority Bus Route - Toll Charge (Ch 48:50)	1,264,200	110,000	117,300	93,000
022	Licence Endorsements (Ch. 48:50)	201,670	185,000	195,000	180,000
023	Processing of H-Vehicles Applications (Ch. 48:50)	106,240	110,000	193,500	100,000
024	Certified Extract of Inspector's Report (Ch. 48:50)	3,300	-	2,500	-
	Motor Vehicles Taxes and Duties (Chap. 48:50) Carried Forward	351,736,721	351,560,000	357,053,900	380,546,000

Trinidad and Tobago

Head 03 - TAXES ON GOODS AND SERVICES

Sub-Head / Receiver / Item / Sub-Item		2011 Actual	2012 Estimates	2012 Revised Estimates	2013 Estimates
05	Motor Vehicles Taxes and Duties (Chap. 48:50) - Brought Forward	\$ 351,736,721	\$ 351,560,000	\$ 357,053,900	\$ 380,546,000
025	Renewal of Taxi Driver Licence / Badge (Ch. 48:50)	382,985	250,000	290,500	260,000
026	Application for Maxi-Taxi Licence (Ch. 48:53)	98,100	150,000	86,300	55,000
031	5 Year Driving Permits (Ch48:50)	75,966,500	82,000,000	77,003,500	71,000,000
032	4 Year Driving Permits (Ch 48:50)	163,160	117,000	97,900	74,000
033	2 Year Driving Permits (Ch 48:50)	124,700	45,000	45,000	45,000
034	Subsequent Duplicate of a Licence or Permit (Ch 48:50)	81,680	70,000	86,000	111,000
035	Duplicate Licence\Badge for Taxi Drivers(Ch 48:50)	5,900	10,000	7,000	6,000
036	Subsequent Duplicate Licence/Badge for Taxi Drivers (Ch 48:50)	940	2,500	2,000	3,000
037	10 Year Driving Permits (Chap 48:50)	-	-	-	-
		116,718,467	115,904,500	119,549,300	115,800,000
	Sub-Head Total	428,560,686	434,204,500	434,672,100	452,100,000
06	Other				
AT4	CHIEF STATE SOLICITOR MINISTRY OF THE ATTORNEY GENERAL				
001	Commissioner of Affidavits (Chap.6:52)	10,300	11,000	11,000	11,200
EN1	PERMANENT SECRETARY MINISTRY OF ENERGY AND ENERGY AFFAIRS				
001	Marketing Licences (Retail at Petrol Stations, etc) (Chap. 62:01)	58,300	82,000	288,900	383,000
002	Exploration and Production Licences (Chap. 62:01)	-	-	-	-
003	Pipe Lines Licences (Ch. 62:01)	55,500	3,000	7,500	7,600
004	Transfer Fee (Chap.62:01)	-	10,000	17,700	18,000
005	Lease Operators - Sub-Licences (Chap. 62:01)	-	1,000	2,500	1,000
006	Marketing Licences for Petroleum By-products (Chapter 62:01)	6,400	8,000	26,700	50,000
007	Transportation Licences (Chapter 62:01)	-	-	-	-
008	Farm Out Operations - Sub Licences (Chap. 62:01)	-	-	-	-
	Other				
	Carried Forward	130,500	115,000	354,300	470,800

Trinidad and Tobago

Head 03 - TAXES ON GOODS AND SERVICES

Sub-Head / Receiver / Item / Sub-Item		2011 Actual	2012 Estimates	2012 Revised Estimates	2013 Estimates
06	Other	\$	\$	\$	\$
	- Brought Forward	130,500	115,000	354,300	470,800
009	Petrochemical Licences (Chap. 62: 01)	-	-	400	-
010	Application Fees - Compressed Natural Gas Licences (Chapter 62: 01)	6,550	7,000	7,000	7,100
011	Compressed Natural Gas Service Licence (Chapter 62: 01)	4,500	5,000	5,000	5,100
012	Compressed Natural Gas Marketing Licence (Chapter 62: 01)	9,000	12,000	12,000	22,000
013	Compressed Natural Gas Consumer Refuelling (Chapter 62: 01)	-	50,000	-	-
014	Exploration and Production Private Petroleum Rights Licences (Chap. 62: 01)	-	-	-	-
015	Liquefaction of Natural Gas Licences (Chap. 62: 01)	-	-	-	-
016	Marketing of Liquefied Natural Gas and Natural Gas Liquid Licences (Chap. 62: 01)	-	-	-	-
017	Marketing Licences Fees for Bunkering (Chap. 62: 01)	-	-	-	-
		140,250	178,000	367,700	493,800
EV1	PERMANENT SECRETARY MINISTRY OF THE ENVIRONMENT AND WATER RESOURCES				
001	Sawmills (Chap 66: 02)	182,000	343,000	278,000	283,600
002	Wild Animals and Birds (Chap 67: 01)	332,571	400,000	490,000	500,000
003	Removal Permits (Forestry) (Chap 66: 01)	75,550	85,000	85,000	86,700
004	Bulk Timber Removal Permits (Chap. 66: 01)	130,174	82,000	95,100	100,000
005	Log Haulage Permits (Chap. 66: 02)	28,200	35,000	35,000	35,700
006	Owner/Operator Furniture Shop Permits (Chap. 66: 02)	48,100	55,000	38,000	50,000
		796,595	1,000,000	1,021,100	1,056,000
FN2	CHAIRMAN BOARD OF INLAND REVENUE MINISTRY OF FINANCE AND THE ECONOMY				
001	Auctioneers (Chap. 84: 03)	5,000	9,000	9,000	9,100
004	Tax Clearance Certificates (Ch. 75: 01 and Ch. 75: 06)	899,200	1,200,000	1,200,000	1,224,000
005	Moneylenders (Chap. 84: 04)	67,500	75,000	75,000	76,500
006	Pawnbrokers (Chap. 84: 05)	25,700	27,500	42,500	43,400
015	Hotel Room Tax (Chap. 77: 01)	43,256,349	43,000,000	48,000,000	48,960,000
019	Transaction Tax on Financial Services (Chap. 77: 01)	55,182,191	57,000,000	59,000,000	60,180,000
020	Insurance Premium Tax (Chap. 77: 01)	171,548,818	169,000,000	173,400,000	158,268,500
	Other				
	Carried Forward	271,931,903	271,500,500	283,126,300	270,322,500

Trinidad and Tobago

Head 03 - TAXES ON GOODS AND SERVICES

Sub-Head / Receiver / Item / Sub-Item		2011 Actual	2012 Estimates	2012 Revised Estimates	2013 Estimates
06	Other - Brought Forward	\$ 271,931,903	\$ 271,500,500	\$ 283,126,300	\$ 270,322,500
021	Club Gaming Tax (Chap. 21: 01)	32,332,332	53,000,000	33,000,000	33,660,000
		303,317,090	323,311,500	314,726,500	302,421,500
FN3	COMPTROLLER OF CUSTOMS AND EXCISE MINISTRY OF FINANCE AND THE ECONOMY				
003	Dealers Licences- Wireless Telegraphy (Chap. 26: 27)	-	-	-	-
004	Copra Manufacturers (Chap: 64: 30)	175	150	200	50
		175	150	200	50
FP1	PERMANENT SECRETARY MINISTRY OF FOOD PRODUCTION				
001	Veterinary Surgeons' Registration Fees(Chap. 67: 04)	850	750	700	900
HE1	PERMANENT SECRETARY MINISTRY OF HEALTH				
002	Private Hospitals (Chap. 29: 03)	9,275	10,500	10,500	10,700
003	Application for Registration of a Pesticide (Ch. 30: 03)	38,000	38,000	35,000	38,000
004	Application for a Licence to import a Pesticide (Ch. 30: 03)	50,650	38,000	38,000	50,000
005	Application for licensing of premises for Pesticides (Ch. 30: 03)	375,510	300,000	376,600	384,100
006	Application for Shopkeeper licence to sell drugs (Chap. 29: 52)	40,200	50,000	50,000	51,000
		513,635	436,500	510,100	533,800
MJ1	CHIEF MAGISTRATE MAGISTRACY - JUDICIARY				
001	Bailiffs (Chap. 63: 50)	-	-	1,500	-
002	Cinema (Chap. 20: 10)	9,020	15,000	15,000	15,300
003	Explosives (Chap. 16: 02)	62,900	70,000	70,000	71,400
004	Sale of Old Metal and Marine Stores (Chap. 84: 07)	13,800	14,000	30,000	40,000
005	Hucksters and Pedlars (Ch. 84: 09)	1,740	5,000	3,000	3,000
006	Precious Metals and Stones (Chap. 84: 06)	74,375	90,000	90,000	100,000
	Other				
	Carried Forward	304,940,730	325,131,900	316,846,800	304,746,950

Trinidad and Tobago

Head 03 - TAXES ON GOODS AND SERVICES

Sub-Head / Receiver / Item / Sub-Item		2011 Actual	2012 Estimates	2012 Revised Estimates	2013 Estimates
06	Other - Brought Forward	\$ 304,940,730	\$ 325,131,900	\$ 316,846,800	\$ 304,746,950
007	Produce - Sale of (Chap. 63:52)	-	30,000	300	1,500
008	Theatres and Dance Halls (Chap. 21:03)	89,525	90,000	104,200	106,300
009	Tourist Guides (Chap. 11:02)	1,160	2,000	2,000	2,000
		252,520	316,000	316,000	339,500
NS2	CHIEF IMMIGRATION OFFICER MINISTRY OF NATIONAL SECURITY				
001	Departure Tax - Ports other than Airports (Ch. 77:01)	383,865	500,000	500,000	510,000
NS3	COMMISSIONER OF POLICE TRINIDAD AND TOBAGO POLICE SERVICE				
001	Firearms and Ammunition (Chap. 16:01)	2,412,985	2,700,000	2,500,000	5,200,000
PUI	PERMANENT SECRETARY MINISTRY OF PUBLIC UTILITIES				
007	Housing Electricians (Chap 54:71)	147,400	141,000	141,000	143,800
SJ1	REGISTRAR SUPREME COURT - JUDICIARY				
001	Bailiffs - (Ch. 4:61 - Act No. 58 of 2000)	39,150	80,000	40,000	40,800
TP3	DIRECTOR MARITIME SERVICES MINISTRY OF TRANSPORT				
001	Certificates of Competence (Ch. 50:08)(Ch. 50:10)	113,840	170,000	170,000	173,400
002	Droghers (Ch. 50:07)	216,343	370,000	274,900	300,000
003	Motor Launches (Ch. 50:08)	70,520	100,000	100,000	102,000
004	Pleasure Boats (Ch. 50:06)	-	-	500	-
005	Registration of Ships (Ch. 50:10)	31,613	60,000	40,000	40,800
006	Safety Certificates (Ch. 50:10)	137,245	230,000	160,000	163,200
007	Security Certificates (Ch. 50:10)	52,500	85,000	50,000	51,000
008	Boatmasters and Boat Engineers Licences (Ch. 50:10)	19,300	50,000	25,000	25,500
		641,361	1,065,000	820,400	855,900
Other	Carried Forward	308,656,176	329,739,900	320,954,700	311,607,250

Trinidad and Tobago

Head 03 - TAXES ON GOODS AND SERVICES

Sub-Head / Receiver / Item / Sub-Item		2011 Actual	2012 Estimates	2012 Revised Estimates	2013 Estimates
06	Other - Brought Forward	\$ 308,656,176	\$ 329,739,900	\$ 320,954,700	\$ 311,607,250
TR1	PERMANENT SECRETARY MINISTRY OF TRADE, INDUSTRY AND INVESTMENT				
001	Betting Office Licences (Chap.11:19)	700,000	700,000	700,000	714,000
002	Betting Office Permit (Chap.11:19)	6,500	7,000	7,000	6,500
		----- 706,500	----- 707,000	----- 707,000	----- 720,500
	Sub-Head Total	309,362,676	330,446,900	321,661,700	312,327,750
07	Value Added Tax				
FN2	CHAIRMAN BOARD OF INLAND REVENUE MINISTRY OF FINANCE AND THE ECONOMY				
001	Value Added Tax (Ch. 75:06)	4,917,001,544	6,497,604,000	6,497,604,000	6,670,000,000
	Sub-Head Total	4,917,001,544	6,497,604,000	6,497,604,000	6,670,000,000
08	Alcohol and Tobacco Taxes				
FN3	COMPTROLLER OF CUSTOMS AND EXCISE MINISTRY OF FINANCE AND THE ECONOMY				
001	Alcoholic and Other Beverages Tax (Chap 77:01)	19 2,955,951	- 2,430,000	- 3,045,000	- 3,105,900
002	Tobacco Tax (Ch. 77:01)				
	Sub-Head Total	2,955,970	2,430,000	3,045,000	3,105,900

Trinidad and Tobago

Head 04 - TAXES ON INTERNATIONAL TRADE

Sub-Head / Receiver / Item / Sub-Item		2011 Actual	2012 Estimates	2012 Revised Estimates	2013 Estimates
01	Import Duties	\$ 2,167,813,614	\$ 2,248,039,000	\$ 2,248,071,300	\$ 2,419,280,000
02	Other	1,580	40,000	42,700	45,000
Total		2,167,815,194	2,248,079,000	2,248,114,000	2,419,325,000

Estimates 2013	2,419,325,000
Revised Estimates 2012	2,248,114,000
Increase	171,211,000

Sub-Head / Receiver / Item / Sub-Item		2011 Actual	2012 Estimates	2012 Revised Estimates	2013 Estimates
01	Import Duties	\$	\$	\$	\$
FN3	COMPTROLLER OF CUSTOMS AND EXCISE MINISTRY OF FINANCE AND THE ECONOMY				
001	Import Duties (Chap. 78:01)	2,166,937,210	2,247,000,000	2,247,000,000	2,418,350,000
002	Stamp Duty on Bills of Entry	-	14,000	46,300	50,000
004	Special Tax - Household Effects (Ch. 77:01)	800,580	950,000	950,000	805,000
005	Import Surcharge (Ch. 77:01)	75,824	75,000	75,000	75,000
Sub-Head Total		2,167,813,614	2,248,039,000	2,248,071,300	2,419,280,000
02	Other				
FN3	COMPTROLLER OF CUSTOMS AND EXCISE MINISTRY OF FINANCE AND THE ECONOMY				
001	Miscellaneous	1,580	-	2,700	5,000
Other Carried Forward		1,580	-	2,700	5,000

Trinidad and Tobago

Head 04 - TAXES ON INTERNATIONAL TRADE

Sub-Head / Receiver / Item / Sub-Item		2011 Actual	2012 Estimates	2012 Revised Estimates	2013 Estimates
02	Other - Brought Forward	\$ 1,580	\$ -	\$ 2,700	\$ 5,000
002	Anti-dumping Duty (Ch. 78:05)	-	40,000	40,000	40,000
003	Countervailing Duty (Ch. 78:05)	-	-	-	-
Sub-Head Total		1,580	40,000	42,700	45,000

Trinidad and Tobago
Head 05 - OTHER TAXES

Sub-Head / Receiver / Item / Sub-Item		2011 Actual	2012 Estimates	2012 Revised Estimates	2013 Estimates
		\$	\$	\$	\$
FN2	CHAIRMAN BOARD OF INLAND REVENUE MINISTRY OF FINANCE AND THE ECONOMY				
01	Stamp Duties (Chap. 76:01)	184,710,945	184,000,000	187,500,000	200,000,000
Total		184,710,945	184,000,000	187,500,000	200,000,000

Estimates 2013	200,000,000
Revised Estimates 2012	187,500,000
Increase	<u>12,500,000</u>

Trinidad and Tobago
Head 06 - PROPERTY INCOME

Sub-Head / Receiver / Item / Sub-Item		2011 Actual	2012 Estimates	2012 Revised Estimates	2013 Estimates
		\$	\$	\$	\$
01	Rental Income	4,466,750	9,032,530	15,011,780	7,481,000
02	Interest Income	17,465,097	36,161,410	26,058,415	25,005,569
03	Royalties	2,416,754,461	1,952,661,430	2,528,453,315	2,378,216,116
04	Profits from Non-Financial Enterprises	1,213,793,184	1,770,488,620	1,704,558,980	2,233,500,000
05	Profits from Public Financial Institutions	481,265,365	258,894,760	487,737,255	490,119,000
06	Other Property Income	3,022,984	708,856,100	711,525,000	808,881,700
Total		4,136,767,841	4,736,094,850	5,473,344,745	5,943,203,385

Estimates 2013	5,943,203,385
Revised Estimates 2012	5,473,344,745
Increase	<u>469,858,640</u>

Sub-Head / Receiver / Item / Sub-Item		2011 Actual	2012 Estimates	2012 Revised Estimates	2013 Estimates
		\$	\$	\$	\$
01	Rental Income				
CD1	PERMANENT SECRETARY MINISTRY OF COMMUNITY DEVELOPMENT				
001	Rental of Booths - Terminal Malls	86,400	99,000	19,380	40,000
ED1	PERMANENT SECRETARY MINISTRY OF EDUCATION				
001	Rental of Rudranath Capildeo Learning Resource Centre	56,000	50,000	50,000	50,000
GY1	PERMANENT SECRETARY MINISTRY OF GENDER, YOUTH AND CHILD DEVELOPMENT				
001	Proceeds from Rental - Chatham Youth Camp	3,975	5,000	8,165	10,000
	Rental Income Carried Forward	146,375	154,000	77,545	100,000

Trinidad and Tobago
Head 06 - PROPERTY INCOME

Sub-Head / Receiver / Item / Sub-Item		2011 Actual	2012 Estimates	2012 Revised Estimates	2013 Estimates
		\$	\$	\$	\$
01	Rental Income - Brought Forward	146,375	154,000	77,545	100,000
002	Proceeds from Rental - Persto Praesto Youth Camp	5,500	15,000	10,000	5,000
003	Proceeds from Youth Centres	59,097	100,000	51,500	60,000
		68,572	120,000	69,665	75,000
HS1	PERMANENT SECRETARY MINISTRY OF HOUSING, LAND AND MARINE AFFAIRS				
001	Lease Payments/Rents of Government Buildings	616,690	950,000	750,000	950,000
002	Rental of Finance Building (Roof Level)	42,435	41,400	41,400	41,400
003	Rental of Vacant Lots	-	88,800	-	88,800
		659,125	1,080,200	791,400	1,080,200
HS2	COMMISSIONER STATE LANDS MINISTRY OF HOUSING, LAND AND MARINE AFFAIRS				
001	Ground Rents (excluding Quarries, Sand and Gravel Pits (Chapter 57:01))	1,558,994	4,100,000	4,100,000	2,600,000
002	Wayleave for oil pipes along roads	718	230	7,735	700
003	Rents of Access Roads	-	100	-	100
005	Rents of Housing Lots - Trinidad & Tobago Housing Development Corporation (formerly N. H. A.)	40,650	22,000	1,225,000	40,000
006	Rent of Lands, formerly owned by Caroni (1975) Ltd	806,746	1,800,000	7,500,000	1,800,000
		2,407,108	5,922,330	12,832,735	4,440,800
SP1	PERMANENT SECRETARY MINISTRY OF SPORT				
001	West Port-of-Spain Regional Park - Proceeds from Rental, etc.	9,459	500,000	40,000	500,000
002	Proceeds from St. Paul Street Multi-purpose Complex	11,359	24,000	37,500	24,000
003	Proceeds from Hockey Facility/Indoor Sporting Arena - Tacarigua	220,359	270,000	225,000	225,000
004	Proceeds from Indoor Sporting Arena - Pleasantville	113,027	130,000	149,000	150,000
005	Proceeds from Indoor Sporting Arena - Point Fortin	214,787	150,000	166,000	166,000
006	Proceeds from Indoor Sporting Arena - Maloney	83,424	85,000	96,000	90,000
007	Proceeds from Indoor Sporting Arena - Chaguanas	271,927	280,000	265,000	280,000
	Rental Income Carried Forward	4,201,547	8,710,530	14,741,680	7,121,000

Trinidad and Tobago

Head 06 - PROPERTY INCOME

Sub-Head / Receiver / Item / Sub-Item		2011 Actual	2012 Estimates	2012 Revised Estimates	2013 Estimates
		\$	\$	\$	\$
01	Rental Income - Brought Forward	4,201,547	8,710,530	14,741,680	7,121,000
008	Proceeds from Ato Boldon Stadium - Couva	-	50,000	20,000	50,000
010	Proceeds from Larry Gomes Stadium - Arima	-	50,000	20,000	50,000
011	Proceeds from Mannie Ramjohn Stadium - Marabella	-	50,000	20,000	50,000
012	Proceeds from Dwight Yorke Stadium - Bacolet	136,163	100,000	166,000	150,000
		1,060,505	1,689,000	1,204,500	1,735,000
TE1	PERMANENT SECRETARY MINISTRY OF TERTIARY EDUCATION AND SKILLS TRAINING				
001	Proceeds from Rental - El Dorado Youth Camp	67,200	2,000	3,100	-
TP3	DIRECTOR MARITIME SERVICES MINISTRY OF TRANSPORT				
001	Rental of Vessels - Maritime Services	-	10,000	-	10,000
TR1	PERMANENT SECRETARY MINISTRY OF TRADE, INDUSTRY AND INVESTMENT				
001	Rental of Equipment - Events Centre	61,840	60,000	41,000	50,000
	Sub-Head Total	4,466,750	9,032,530	15,011,780	7,481,000
02	Interest Income				
FN1	COMPTROLLER OF ACCOUNTS MINISTRY OF FINANCE AND THE ECONOMY				
001	Interest on Investment				
01	Consolidated Fund	128,346	118,000	87,000	118,000
02	Renewals Fund	-	-	-	-
03	Provident Fund	-	-	-	-
		128,346	118,000	87,000	118,000
	Interest Income Carried Forward	128,346	118,000	87,000	118,000

Trinidad and Tobago
Head 06 - PROPERTY INCOME

Sub-Head / Receiver / Item / Sub-Item		2011 Actual	2012 Estimates	2012 Revised Estimates	2013 Estimates
		\$	\$	\$	\$
02	Interest Income - Brought Forward	128,346	118,000	87,000	118,000
002	Interest on Floating Balances	81,016	500,000	-	-
003	Interest on Loans and Advances				
	COMPTROLLER OF ACCOUNTS				
17	Interest on Loans to Public Servants	8,055,332	8,000,000	7,450,000	8,000,000
19	Loan to Government of Belize - Hurricanes "Carmen" and "Fifi"	-	650	650	-
21	Trinidad and Tobago Mortgage Finance Company Limited	5,455,518	10,376,360	16,000,000	9,920,200
33	Caribbean Development Bank	-	-	-	-
45	Naparima Star Lodge and Pride of Naparima Lodge	-	-	-	-
47	Holy Trinity Cathedral	-	400	400	369
50	Loan to Government of Dominica	469,030	470,000	473,365	470,000
53	Loan to Government of Grenada	2,305,006	2,187,000	1,093,500	2,330,000
63	Loan to Government of Guyana	962,833	4,509,000	950,000	4,164,000
64	Trinidad and Tobago Postal Corporation	-	-	-	-
65	National Energy Skills Centre	-	-	-	-
66	Sugar Manufacturing Company Ltd (SMCL)	-	-	-	-
		17,247,719	25,543,410	25,967,915	24,884,569
004	Interest on Swap Agreement - Six Fast Patrol Crafts	8,016	10,000,000	3,500	3,000
	Sub-Head Total	17,465,097	36,161,410	26,058,415	25,005,569
03	Royalties				
EN1	PERMANENT SECRETARY MINISTRY OF ENERGY AND ENERGY AFFAIRS				
001	Royalty on Oil and Gas (Chap. 62:01)	2,415,212,947	1,950,959,800	2,527,453,315	2,375,806,116
002	Asphalt or Pitch won from the Pitch Lake (Ch. 61:03)	12,672	101,630	50,000	10,000
003	Quarries, Sand and Gravel Pits (Ch. 61:03)	1,528,842	1,600,000	950,000	2,400,000
	Sub-Head Total	2,416,754,461	1,952,661,430	2,528,453,315	2,378,216,116

Trinidad and Tobago
Head 06 - PROPERTY INCOME

Sub-Head / Receiver / Item / Sub-Item		2011 Actual	2012 Estimates	2012 Revised Estimates	2013 Estimates
04	<u>Profits from Non-Financial Enterprises</u>	\$	\$	\$	\$
FN1	COMPTROLLER OF ACCOUNTS MINISTRY OF FINANCE AND THE ECONOMY				
	DIVIDENDS AND SURPLUSES				
001	National Lottery (Chap. 21:04)	215,000,000	235,634,400	240,481,500	263,000,000
FN5	PERMANENT SECRETARY MINISTRY OF FINANCE AND THE ECONOMY (INVESTMENT DIVISION)				
002	State Enterprises	998,793,184	1,534,854,220	1,464,077,480	1,970,500,000
	Sub-Head Total	1,213,793,184	1,770,488,620	1,704,558,980	2,233,500,000
05	<u>Profits from Public Financial Institutions</u>				
FN1	COMPTROLLER OF ACCOUNTS MINISTRY OF FINANCE AND THE ECONOMY				
	INTEREST, DIVIDENDS AND SURPLUSES				
001	Equity Profits - Central Bank (Ch. 79:02)	478,605,365	250,000,000	478,842,495	479,000,000
FN5	PERMANENT SECRETARY MINISTRY OF FINANCE AND THE ECONOMY (INVESTMENT DIVISION)				
001	State Enterprises	2,660,000	8,894,760	8,894,760	11,119,000
	Sub-Head Total	481,265,365	258,894,760	487,737,255	490,119,000

Trinidad and Tobago

Head 06 - PROPERTY INCOME

Sub-Head / Receiver / Item / Sub-Item		2011 Actual	2012 Estimates	2012 Revised Estimates	2013 Estimates
06	Other Property Income	\$	\$	\$	\$
EN1	PERMANENT SECRETARY MINISTRY OF ENERGY AND ENERGY AFFAIRS				
001	Share of Profits from Oil Companies under Production Sharing Contract (Chap 62:01)	-	700,000,000	700,000,000	800,000,000
HS1	PERMANENT SECRETARY MINISTRY OF HOUSING, LAND AND MARINE AFFAIRS				
003	Shelter Construction Financing Facility	2,879,812	5,724,400	10,000,000	5,750,000
004	Lease Payment for Former Caroni Lands Sugar Industry	-	-	-	-
005	Interest from the Sale of Government Quarters	44,172	31,700	-	31,700
		2,923,984	5,756,100	10,000,000	5,781,700
HS2	COMMISSIONER STATE LANDS MINISTRY OF HOUSING, LAND AND MARINE AFFAIRS				
001	Premia on Leases (Chap 57:01)	99,000	100,000	25,000	100,000
003	Premia on Reclaimed Lands (Chap 57:01)	-	-	-	-
004	Premia for variations of the User Clauses in Existing Leases (Chap 57:01)	-	3,000,000	1,500,000	3,000,000
		99,000	3,100,000	1,525,000	3,100,000
	Sub-Head Total	3,022,984	708,856,100	711,525,000	808,881,700

Trinidad and Tobago

Head 07 - OTHER NON-TAX REVENUE

Sub-Head / Receiver / Item / Sub-Item		2011 Actual	2012 Estimates	2012 Revised Estimates	2013 Estimates
		\$	\$	\$	\$
01	Administrative Fees and Charges	593,680,437	484,877,000	469,323,930	556,770,800
02	Fines and Forfeitures	72,492,818	69,933,000	87,232,000	91,538,000
03	Pension Contributions	37,468,776	36,045,100	36,370,600	37,769,500
04	Non-Industrial Sales	30,997,438	19,671,050	23,501,990	25,646,250
06	Other (Miscellaneous)	292,361,706	283,479,000	385,090,950	114,471,450
Total		1,027,001,175	894,005,150	1,001,519,470	826,196,000

Estimates 2013	826,196,000
Revised Estimates 2012	1,001,519,470
Decrease	175,323,470

Sub-Head / Receiver / Item / Sub-Item		2011 Actual	2012 Estimates	2012 Revised Estimates	2013 Estimates
		\$	\$	\$	\$
01	Administrative Fees and Charges				
AM1	PERMANENT SECRETARY MINISTRY OF THE ARTS AND MULTICULTURALISM				
001	Fees - National Academy for the Performing Arts	885,085	1,860,000	1,030,000	1,030,000
AT4	CHIEF STATE SOLICITOR MINISTRY OF THE ATTORNEY GENERAL				
001	State Solicitor	616,451	475,000	475,000	450,000
002	Administrator General (Chap 9:01)	27,856	25,000	25,000	26,000
003	Official Receiver (Chap 9:70; 81:01)	-	-	-	-
004	Public Trustee	19,294	17,000	17,000	17,000
		663,601	517,000	517,000	493,000
AT6	REGISTRAR, TAX APPEAL BOARD MINISTRY OF THE ATTORNEY GENERAL				
001	Appeal Board (Ch. 4:50)	-	-	-	-
	Administrative Fees and Charges Carried Forward	1,548,686	2,377,000	1,547,000	1,523,000

Trinidad and Tobago

Head 07 - OTHER NON-TAX REVENUE

Sub-Head / Receiver / Item / Sub-Item		2011 Actual	2012 Estimates	2012 Revised Estimates	2013 Estimates
		\$	\$	\$	\$
01	Administrative Fees and Charges - Brought Forward	1,548,686	2,377,000	1,547,000	1,523,000
CD1	PERMANENT SECRETARY MINISTRY OF COMMUNITY DEVELOPMENT				
001	Adult Classes	671	2,000	1,000	1,000
CM1	PERMANENT SECRETARY MINISTRY OF COMMUNICATIONS				
001	Censor Cinematograph Film	40,358	40,000	40,000	45,000
EB1	CHIEF ELECTION OFFICER ELECTIONS AND BOUNDARIES COMMISSION				
001	Fees for the replacement of Identification Cards (Chap 2:01)	291,120	300,000	300,930	300,000
ED1	PERMANENT SECRETARY MINISTRY OF EDUCATION				
003	Sale of Handwork and Publications	100	1,000	200	200
004	External Examination - Local Fees for Candidates	390,685	500,000	400,000	400,000
006	Polytechnic Registration	2,461	2,500	2,500	2,500
007	Polytechnic Tuition	8,856	7,500	7,500	7,500
008	Polytechnic Laboratory	2,419	2,000	2,000	2,000
012	Registration of Teachers	10,440	13,000	13,000	11,000
013	Examination Fees not Elsewhere Classified	37,150	50,000	40,000	53,000
014	Sale of Dictionary of Occupational Titles	-	1,100	1,100	1,100
015	Fees - Certified Examinations Statements & Transcripts	93,737	87,000	93,000	95,000
016	Textbook Rental Programme - Fees	42,503	40,000	40,000	43,000
		588,351	704,100	599,300	615,300
EN1	PERMANENT SECRETARY MINISTRY OF ENERGY AND ENERGY AFFAIRS				
001	Petroleum Testing Laboratory	-	-	-	-
002	Fees for Competitive Bidding - Petroleum (Ch. 62:01)	4,778,880	1,500,000	2,320,100	2,500,000
	Administrative Fees and Charges Carried Forward	7,248,066	4,923,100	4,808,330	4,984,300

Trinidad and Tobago

Head 07 - OTHER NON-TAX REVENUE

Sub-Head / Receiver / Item / Sub-Item		2011 Actual	2012 Estimates	2012 Revised Estimates	2013 Estimates
		\$	\$	\$	\$
01	Administrative Fees and Charges - Brought Forward	7,248,066	4,923,100	4,808,330	4,984,300
004	Oil Impost (Chap. 62:01, Sec. 72-74)	117,932,861	147,946,000	147,946,000	108,442,900
006	Signature Bonuses-Competitive Bidding (Chap 62:01)	171,343,805	12,000,000	12,000,000	2,000,000
007	Application Fees - Exploration & Production Licences (Ch. 62:01)	900	-	-	-
008	Application Fees - Petrochemical Licences (Chap 62:01)	3,200	-	-	-
009	Application Fees - Lease Operators (Chap 62:01)	-	-	-	-
010	Fees for Competitive Bidding - Quarries (Ch. 61:03)	-	250,000	-	25,000
011	Application Fees - Bids for Wholesale Marketing Licences (Chap 62:01)	-	-	-	-
013	Fees - Miscellaneous	316,342	-	97,700	-
014	Production Bonus-North Coast Marine Area 1 (NCMA1)	-	-	-	-
015	Production Bonuses - Other Companies	-	-	-	-
016	Bunkering Company Licence Fee (Ex-vessel and Ex-wharf) (Chap. 62:01)	25,695	100,800	-	25,200
017	Bunkering Vessel Inspection Fee (Ex-vessel) (Ch. 62:01)	12,848	18,900	-	6,300
018	Facility Inspection Fee (Ex-wharf)(Ch. 62:01)	-	25,200	-	6,300
		294,414,531	161,840,900	162,363,800	113,005,700
EV1	PERMANENT SECRETARY MINISTRY OF THE ENVIRONMENT AND WATER RESOURCES				
001	Fees - San Fernando Hill	283,873	400,000	300,000	300,000
002	Fees - Caroni Swamp	-	500	-	-
003	Specialized Services - Meteorological Services Division	68,760	150,000	100,000	250,000
005	Water Improvement Rates (Chap 54:41)	122,077,219	130,208,000	130,208,000	266,569,000
		122,429,852	130,758,500	130,608,000	267,119,000
FA1	PERMANENT SECRETARY MINISTRY OF FOREIGN AFFAIRS				
002	Diplomatic Mail Service Charge (Chapter 77:01)	2,194,651	2,300,000	2,300,000	2,300,000
004	Examination Fees	-	-	-	-
		2,194,651	2,300,000	2,300,000	2,300,000
FN1	COMPTROLLER OF ACCOUNTS MINISTRY OF FINANCE AND THE ECONOMY				
001	Licence Fees - Financial Institutions other than Commercial Banks	-	-	-	-
	Administrative Fees and Charges Carried Forward	421,508,220	298,322,500	297,760,030	384,909,000

Trinidad and Tobago

Head 07 - OTHER NON-TAX REVENUE

Sub-Head / Receiver / Item / Sub-Item		2011 Actual	2012 Estimates	2012 Revised Estimates	2013 Estimates
01	Administrative Fees and Charges - Brought Forward	\$ 421,508,220	\$ 298,322,500	\$ 297,760,030	\$ 384,909,000
FN2	CHAIRMAN BOARD OF INLAND REVENUE MINISTRY OF FINANCE AND THE ECONOMY				
001	Cinematograph Arrangement Fee (Chap 77:03 Sec 10)	-	-	-	-
002	Warden's Search Fees	57,342	58,000	58,000	62,500
003	Pension Plan - Registration Fee (Ch. 84:01)	500	500	500	500
		57,842	58,500	58,500	63,000
FN3	COMPTROLLER OF CUSTOMS AND EXCISE MINISTRY OF FINANCE AND THE ECONOMY				
001	Comptroller of Customs and Excise (Ch. 78:01)	8,054,339	12,990,000	9,000,000	8,115,000
002	Processing of Bills of Sight (Ch. 78:01)	522,906	743,500	500,000	500,000
003	Container Processing Fees (Ch. 78:01)	35,980,409	38,800,000	38,800,000	38,800,000
004	Customs Declaration Transaction User Fee (Chap 78:01)	-	-	7,000,000	7,000,000
		44,557,654	52,533,500	55,300,000	54,415,000
FN4	SUPERVISOR OF INSURANCE MINISTRY OF FINANCE AND THE ECONOMY				
002	Registration Fees - Insurance Act, 1980 (Ch. 84:01)	1,000	-	-	-
FP1	PERMANENT SECRETARY MINISTRY OF FOOD PRODUCTION				
001	Agriculture-Examiner of Animals (Ch. 67:02)	9,780	4,000	10,000	10,000
002	Veterinary Officers' Fees (Ch. 67:04)	12,455	15,600	14,000	14,000
003	Dogs and Cats Quarantine Stn. Quarantine Fees (Ch. 67:02)	46,853	110,000	55,000	55,000
004	Laboratory Fees	35,415	65,000	37,000	37,000
005	Import Permits (Ch. 67:02)	101,519	100,000	105,000	110,000
006	Registration Fees - Praedial Larceny	875	1,500	1,500	1,000
007	Export Permits (Ch. 67:02)	25,360	26,000	26,000	26,000
008	Horses Quarantine Station, Quarantine Fees	65,370	100,000	20,000	30,000
		297,627	422,100	268,500	283,000
HE1	PERMANENT SECRETARY MINISTRY OF HEALTH				
002	Hospital - Miscellaneous	76	2,000	2,000	1,000
	Administrative Fees and Charges Carried Forward	466,422,419	351,338,600	353,389,030	439,671,000

Trinidad and Tobago

Head 07 - OTHER NON-TAX REVENUE

Sub-Head / Receiver / Item / Sub-Item		2011 Actual	2012 Estimates	2012 Revised Estimates	2013 Estimates
		\$	\$	\$	\$
01	Administrative Fees and Charges - Brought Forward	466,422,419	351,338,600	353,389,030	439,671,000
003	Chemist (Ch. 30:01)(Ch. 30:03)	460,827	400,000	500,000	500,000
004	Pathology	150	600	600	300
005	Hospital - X-ray Electrical Treatment and Physiotherapy	403	5,000	1,000	1,000
006	Hospital - Maintenance of Patients and Operation Fees	46,570	50,000	55,000	50,000
009	Public Health Inspectors Overtime Allowances	-	-	-	-
		508,026	457,600	558,600	552,300
HS2	COMMISSIONER STATE LANDS MINISTRY OF HOUSING, LAND AND MARINE AFFAIRS				
001	Commissioner of State Lands Search Fees	-	-	-	-
002	Miscellaneous	6,000	1,000	30,000	5,000
003	Licence Fee for Land Reclamation (Ch. 57:01)	-	500	500	500
004	Preparation and Processing of Agreement and Leases (Ch. 57:01)	221,850	250,000	250,000	250,000
005	Processing of Reclamation and Jetty Licences (Ch. 57:01)	-	4,000	4,000	4,000
006	Approval of Building Plans on Lands subject to State Leases (Ch. 57:01)	2,000	5,500	5,500	5,500
007	Grant of Consent to Assign (Ch. 57:01)	131,337	400,000	400,000	400,000
		361,187	661,000	690,000	665,000
LA1	REGISTRAR GENERAL MINISTRY OF LEGAL AFFAIRS				
001	Registrar General (Chap 19:03)	31,986,853	31,000,000	22,000,000	24,000,000
002	Application for Marriage Officers' Licence (Chap 45:01)	6,350	7,200	7,200	7,200
003	Marriage Officers' Licence Fee (Chap 45:01)	33,900	31,000	35,000	31,000
004	Renewal of Marriage Officers' Licence (Chap 45:01)	16,100	16,000	16,000	16,000
		32,043,203	31,054,200	22,058,200	24,054,200
LA2	CONTROLLER, INTELLECTUAL PROPERTY OFFICE MINISTRY OF LEGAL AFFAIRS				
001	Intellectual Property Fees (Chap 82:75-82:81)	5,079,145	5,100,000	5,100,000	5,610,000
	Administrative Fees and Charges Carried Forward	504,413,904	388,609,400	381,793,830	470,551,500

Trinidad and Tobago

Head 07 - OTHER NON-TAX REVENUE

Sub-Head / Receiver / Item / Sub-Item		2011 Actual	2012 Estimates	2012 Revised Estimates	2013 Estimates
		\$	\$	\$	\$
01	Administrative Fees and Charges - Brought Forward	504,413,904	388,609,400	381,793,830	470,551,500
LE1	PERMANENT SECRETARY MINISTRY OF LABOUR AND SMALL AND MICRO ENTERPRISE DEVELOPMENT				
001	Registrar, Trade Unions (Chap 88:02)	71	100	100	100
002	Commissioner of Co-operatives (Chap 81:03)	-	100	100	100
003	Registrar, Friendly Societies (Chap 32:50)	49	100	100	100
		120	300	300	300
LG1	PERMANENT SECRETARY MINISTRY OF LOCAL GOVERNMENT				
001	Miscellaneous	40	-	-	-
MJ1	CHIEF MAGISTRATE MAGISTRACY - JUDICIARY				
001	District and Petty Civil Courts (Chap 4:21)	39,151	45,000	45,000	45,000
002	Magistrates' Courts (Chap 4:20)	137,779	137,000	137,000	137,000
003	Liquor Licences - Application Fees (Chap 84:10)	29,458	41,000	41,000	41,000
004	Magistrates' Notes of Evidence (Chap 4:20)	128,842	120,000	164,000	173,000
		335,230	343,000	387,000	396,000
NS1	PERMANENT SECRETARY MINISTRY OF NATIONAL SECURITY				
001	Naturalisation Certificates (Chap 1:50)	19,660	30,000	30,000	30,000
002	Registration as a Citizen (Chap 1:50)	346,925	415,000	415,000	415,000
003	Work Permits - Application Fees (Chap 18:01)	3,524,400	4,500,000	3,150,000	3,225,000
004	Work Permits - Duration Fees (Chap 18:01)	23,085,450	32,000,000	23,000,000	26,500,000
005	Travelling Salesmen - Permit Fees (Chap 18:01)	83,000	65,000	65,000	36,000
006	Certificate of Residence (Chap 18:01)	393,000	391,000	450,000	430,000
007	Trinidad and Tobago Forensic Science Centre-Fees for Services (Chap 7:02)	11,755	10,000	12,000	12,000
008	Overseas Missionary Permits (Chap 18:01)	139,500	110,000	135,000	140,000
		27,603,690	37,521,000	27,257,000	30,788,000
NS2	CHIEF IMMIGRATION OFFICER MINISTRY OF NATIONAL SECURITY				
001	Passport and Permit Fees (Chap 18:01)	44,600,932	42,000,000	42,000,000	37,000,000
	Administrative Fees and Charges Carried Forward	576,953,916	468,473,700	451,438,130	538,735,800

Trinidad and Tobago

Head 07 - OTHER NON-TAX REVENUE

Sub-Head / Receiver / Item / Sub-Item		2011 Actual	2012 Estimates	2012 Revised Estimates	2013 Estimates
		\$	\$	\$	\$
01	Administrative Fees and Charges - Brought Forward	576,953,916	468,473,700	451,438,130	538,735,800
002	Immigration - Boarding and Clearing Fees (Chap 18:01)	1,451,750	1,500,000	1,500,000	1,200,000
003	Certificate of Residence under Amnesty Programme - Application Fee (Chap 18:01)	-	-	-	-
005	Restoration of Citizenship - Application Fees (Chap 1:50)	22,159	12,000	12,000	12,000
006	Restoration of Citizenship - Certificate Fees (Chap 1:50)	73,022	94,000	94,000	60,000
007	Issue of Letters confirming Citizenship or Residence (Chap 18:01)	149,382	140,000	140,000	140,000
		46,297,245	43,746,000	43,746,000	38,412,000
NS3	COMMISSIONER OF POLICE TRINIDAD AND TOBAGO POLICE SERVICE				
001	Clothing and Powder Cart	300	5,000	1,000	1,000
003	Miscellaneous	6,471,679	5,500,000	7,000,000	7,500,000
004	Fees for lodgement of firearms (Ch. 16:01)	61,780	110,000	110,000	120,000
		6,533,759	5,615,000	7,111,000	7,621,000
NS4	CHIEF FIRE OFFICER MINISTRY OF NATIONAL SECURITY				
001	Special Services (Ch. 35:50)	437,320	450,000	450,000	500,000
002	Examination Fees (Ch. 35:50)	19,550	-	-	-
		456,870	450,000	450,000	500,000
PL2	DIRECTOR OF STATISTICS MINISTRY OF PLANNING AND SUSTAINABLE DEVELOPMENT				
001	Supply of Statistical Information (Ch.19:02)	20,442	44,000	44,000	44,000
002	Computer Service (C.S.O.) (Ch.19:02)	42,261	65,000	65,000	65,000
		62,703	109,000	109,000	109,000
PUI	PERMANENT SECRETARY MINISTRY OF PUBLIC UTILITIES				
004	Government Electrical Inspector's Fees (Ch. 54:72)	4,934,392	5,100,000	5,100,000	5,100,000
	Administrative Fees and Charges Carried Forward	590,637,953	481,493,700	465,954,130	553,477,800

Trinidad and Tobago

Head 07 - OTHER NON-TAX REVENUE

Sub-Head / Receiver / Item / Sub-Item		2011 Actual	2012 Estimates	2012 Revised Estimates	2013 Estimates
01	Administrative Fees and Charges - Brought Forward	\$ 590,637,953	\$ 481,493,700	\$ 465,954,130	\$ 553,477,800
SC1	DIRECTOR OF PERSONNEL ADMINISTRATION SERVICE COMMISSIONS DEPARTMENT				
001	Civil Service Entrance Examination Fees (Ch. 23:01)	189,800	558,300	558,300	404,000
002	Fees for copies of judgement orders by the Police Service Commission (Ch.01:01)	-	5,000	-	-
003	Legal Judgements in favour of Service Commission	332,287	50,000	15,000	-
		522,087	613,300	573,300	404,000
SJ1	REGISTRAR SUPREME COURT - JUDICIARY				
001	Registrar, Supreme Court (Chap 4:01)	1,856,219	2,000,000	2,000,000	2,000,000
002	Commissioner, Workman's Compensation Ordinance (Chap 88:05)	-	2,000	2,000	3,000
003	Notaries Public Registration Fees (Chap 6:51)	2,000	4,000	2,000	4,000
004	Marshal (Chap 4:01)	1,665	3,000	2,000	3,000
		1,859,884	2,009,000	2,006,000	2,010,000
SP1	PERMANENT SECRETARY MINISTRY OF SPORT				
001	Community Swimming Pools	115,998	120,000	120,000	120,000
ST1	PERMANENT SECRETARY MINISTRY OF SCIENCE AND TECHNOLOGY				
001	Sale of Airtime - Trinidad Broadcasting Company	-	-	-	-
003	Computer Service National Information System Centre.	-	-	-	-
		-	-	-	-
TE1	PERMANENT SECRETARY MINISTRY OF TERTIARY EDUCATION AND SKILLS TRAINING				
001	Examination Fees	-	-	-	-
	Administrative Fees and Charges Carried Forward	593,135,922	484,236,000	468,653,430	556,011,800

Trinidad and Tobago

Head 07 - OTHER NON-TAX REVENUE

Sub-Head / Receiver / Item / Sub-Item		2011 Actual	2012 Estimates	2012 Revised Estimates	2013 Estimates
01	Administrative Fees and Charges - Brought Forward	\$ 593,135,922	\$ 484,236,000	\$ 468,653,430	\$ 556,011,800
TP2	TRANSPORT COMMISSIONER MINISTRY OF TRANSPORT				
001	Weighbridge Fees (Chap 48:50)	385,040	450,000	450,000	500,000
002	Miscellaneous	-	-	1,000	1,000
003	Registration Fee for Testing Station (Chap 48:50)	1,000	4,000	4,000	6,000
004	Renewal Fee for Testing Station (Chap 48:50)	25,500	40,000	40,000	40,000
005	Examiner Certificate Fee (Chap 48:50)	1,200	5,000	11,500	12,000
006	Renewal of Examiner Certificate Fee (Chap 48:50)	9,900	15,000	15,000	15,000
		422,640	514,000	521,500	574,000
TP3	DIRECTOR MARITIME SERVICES MINISTRY OF TRANSPORT				
001	Shipping Office Fees (Chap 50:10)	13,390	20,000	24,000	35,000
TR1	PERMANENT SECRETARY MINISTRY OF TRADE, INDUSTRY AND INVESTMENT				
001	Events Centre - Fees for Service	-	-	-	-
002	Inspectors of Weights and Measures	108,485	107,000	125,000	150,000
		108,485	107,000	125,000	150,000
W11	PERMANENT SECRETARY MINISTRY OF WORKS AND INFRASTRUCTURE				
002	Advertising Fees - Highways Beautification Unit	-	-	-	-
	Sub-Head Total	593,680,437	484,877,000	469,323,930	556,770,800
02	Fines and Forfeitures				
AT7	REGISTRAR, INDUSTRIAL COURT MINISTRY OF THE ATTORNEY GENERAL				
001	Fines (Chap 88:01)	-	5,000	2,000	1,000
	Fines and Forfeitures Carried Forward	-	5,000	2,000	1,000

Trinidad and Tobago

Head 07 - OTHER NON-TAX REVENUE

Sub-Head / Receiver / Item / Sub-Item		2011 Actual	2012 Estimates	2012 Revised Estimates	2013 Estimates
02	Fines and Forfeitures - Brought forward	\$ -	\$ 5,000	\$ 2,000	\$ 1,000
ED1	PERMANENT SECRETARY MINISTRY OF EDUCATION				
001	Penalties and Fines - National Library and Information Services (NALIS) Formerly Central Library	-	-	-	-
FN1	COMPTROLLER OF ACCOUNTS MINISTRY OF FINANCE AND THE ECONOMY				
001	Fines and Penalties under the Financial Institutions Act No 26 of 2008 (Ch. 79:09)	511	500,000	500,000	500,000
FN3	COMPTROLLER OF CUSTOMS AND EXCISE MINISTRY OF FINANCE AND THE ECONOMY				
001	Fines and Seizures (Ch. 78:50)(Ch. 78:01)	2,255,152	3,735,000	3,735,000	2,400,000
FN6	PERMANENT SECRETARY MINISTRY OF FINANCE AND THE ECONOMY				
001	Penalties - Securities & Exchange Commission (Chap 83:02)	3,344,769	1,500,000	1,500,000	1,500,000
JT1	COMMISSIONER OF PRISONS MINISTRY OF JUSTICE				
001	Fines (Chap 13:01)	2,107	5,000	5,000	2,000
MJ1	CHIEF MAGISTRATE MAGISTRACY - JUDICIARY				
001	Magistrates' Courts (Chap 4:20)	23,448,520	22,000,000	29,600,000	30,000,000
002	Petty Civil Courts (Chap 4:21)	-	9,000	1,000	1,000
003	Poundage Fees (Chap 67:03)	2,950	4,000	4,000	4,000
004	Miscellaneous	290,656	650,000	345,000	80,000
005	Motor Vehicles and Road Traffic (Fixed Penalty) (Amendment) Regulations, 1984 (Ticket System) (Chap 48:52)	36,671,890	36,000,000	45,000,000	50,000,000
		60,414,016	58,663,000	74,950,000	80,085,000
	Fines and Forfeitures Carried Forward	66,016,555	64,408,000	80,692,000	84,488,000

Trinidad and Tobago

Head 07 - OTHER NON-TAX REVENUE

Sub-Head / Receiver / Item / Sub-Item		2011 Actual	2012 Estimates	2012 Revised Estimates	2013 Estimates
		\$	\$	\$	\$
02	Fines and Forfeitures - Brought Forward	66,016,555	64,408,000	80,692,000	84,488,000
NS2	CHIEF IMMIGRATION OFFICER MINISTRY OF NATIONAL SECURITY				
001	Fines (Chap 18:01)	13,000	20,000	20,000	10,000
NS4	CHIEF FIRE OFFICER MINISTRY OF NATIONAL SECURITY				
001	Fines (Chap 35:50)	-	-	-	-
SJ1	REGISTRAR SUPREME COURT - JUDICIARY				
001	Supreme Court (Chap 4:01)	59,485	140,000	140,000	160,000
002	Poundage Fees (Ch. 04:01)	98,173	130,000	130,000	130,000
		157,658	270,000	270,000	290,000
TP2	TRANSPORT COMMISSIONER MINISTRY OF TRANSPORT				
001	Fines - Late Registration of Transfer (Used Motor Vehicles) (Ch. 48:50)	437,475	435,000	350,000	350,000
002	Penalty-Late Renewal of Driving Permits (Ch. 48:50)	5,868,130	4,800,000	5,900,000	6,400,000
		6,305,605	5,235,000	6,250,000	6,750,000
TP3	DIRECTOR MARITIME SERVICES MINISTRY OF TRANSPORT				
001	Fines - Offences under the Shipping Act No. 24 of 1987 (Chap 50:10)	-	-	-	-
	Sub-Head Total	72,492,818	69,933,000	87,232,000	91,538,000

Trinidad and Tobago

Head 07 - OTHER NON-TAX REVENUE

Sub-Head / Receiver / Item / Sub-Item		2011 Actual	2012 Estimates	2012 Revised Estimates	2013 Estimates
03	Pension Contributions	\$	\$	\$	\$
FN1	COMPTROLLER OF ACCOUNTS MINISTRY OF FINANCE AND THE ECONOMY				
001	Contributions to Widows' and Orphans' Pension Scheme (Chap. 23:54)	937,237	925,000	925,000	940,000
002	Police Service- Contribution to Superannuation Fund (Chap. 23:52)	6,880,253	6,750,000	6,750,000	6,750,000
003	Fire Services - Contribution to Superannuation Fund (Chap. 23:52)	2,332,353	2,250,000	2,250,000	2,300,000
004	Provident Fund Bonus Surrendered and Forfeited (Chap. 23:57)	-	-	-	-
005	Trinidad and Tobago Defence Force - Contribution to Superannuation Fund (Chap. 23:52)	22,370,214	21,500,000	21,500,000	23,000,000
006	Members of Parliament	1,105,332	1,050,000	1,050,000	1,100,000
007	Heads of Missions (Chap. 17:04)	141,365	100,000	158,000	175,000
008	Officers on Secondment (Chap. 23:52)				
02	University of the West Indies	97,371	175,000	55,000	175,000
03	Public Transport Service Corporation	-	-	-	-
04	Commonwealth Caribbean Regional Secretariat	-	-	-	-
08	Chaguaramas Development Authority	-	-	-	-
09	National Insurance Property Development Company Limited	-	-	-	-
11	Trinidad and Tobago Bureau of Standards	45,664	45,600	10,500	14,000
12	Legal Aid and Advisory Authority	32,723	35,000	32,000	32,000
13	Port Authority of Trinidad and Tobago	-	-	-	-
15	Trinidad and Tobago Unified Teachers' Association	-	-	-	-
16	Airports Authority of Trinidad and Tobago	223,100	-	300,000	-
19	Caribbean Examinations Councils	-	-	-	-
20	National Institute of Higher Education Research Science and Technology (NIHERST)	-	-	-	-
23	Public Services Association	-	-	-	-
26	National Helicopter Services Limited	-	-	-	-
27	Youth Training and Employment Partnership Programme Limited (YTEPP)	-	-	-	-
28	Eric Williams Medical Sciences Complex	-	-	-	-
31	Environmental Management Authority	-	-	-	-
32	National Training Agency	-	-	-	-
33	Trinidad & Tobago Securities & Exchange Commission	26,158	28,500	28,500	28,500
34	Trinidad & Tobago Industrial Development Corporation (TIDCO)	-	-	-	-
	Pension Contributions Carried Forward	34,191,770	32,859,100	33,059,000	34,514,500

Trinidad and Tobago

Head 07 - OTHER NON-TAX REVENUE

Sub-Head / Receiver / Item / Sub-Item		2011 Actual	2012 Estimates	2012 Revised Estimates	2013 Estimates
		\$	\$	\$	\$
03	Pension Contributions - Brought Forward	34,191,770	32,859,100	33,059,000	34,514,500
35	National Agricultural Marketing and Development Corporation (NAMDEVCO)	50,637	51,000	51,000	50,000
36	Central Bank of Trinidad and Tobago	-	-	-	-
37	College of Science Technology and Applied Arts of Trinidad and Tobago	-	-	90,300	-
38	Asa Wright Nature Centre	-	-	-	-
39	Telecommunications Authority of T & T	32,295	35,000	35,000	35,000
40	University of Trinidad and Tobago (UTT)	133,837	135,000	170,300	170,000
41	Accreditation Council of Trinidad and Tobago (ACTT)	-	-	-	-
		641,785	505,100	772,600	504,500
009	Prison Service - Contribution to Superannuation Fund (Chap. 13: 02)	3,060,237	2,965,000	2,965,000	3,000,000
	Sub-Head Total	37,468,776	36,045,100	36,370,600	37,769,500
04	Non-Industrial Sales				
AT6	REGISTRAR, TAX APPEAL BOARD MINISTRY OF THE ATTORNEY GENERAL				
001	Sale of Publications	-	-	800	1,000
AT7	REGISTRAR, INDUSTRIAL COURT MINISTRY OF THE ATTORNEY GENERAL				
001	Sale of Publications	53,844	46,000	39,000	55,000
CD1	PERMANENT SECRETARY MINISTRY OF COMMUNITY DEVELOPMENT				
001	Sale of Goods	4,131	4,500	4,500	3,500
EB1	CHIEF ELECTION OFFICER ELECTIONS AND BOUNDARIES COMMISSION				
001	Electoral - Sale of Lists (Chap 2:01)	5,474	9,000	9,000	100,000
	Non-Industrial Sales Carried Forward	63,449	59,500	53,300	159,500

Trinidad and Tobago

Head 07 - OTHER NON-TAX REVENUE

Sub-Head / Receiver / Item / Sub-Item		2011 Actual	2012 Estimates	2012 Revised Estimates	2013 Estimates
		\$	\$	\$	\$
04	Non-Industrial Sales - Brought Forward	63,449	59,500	53,300	159,500
002	Electoral - Sale of I.D. Cards and Loss of Original	4,365	-	-	-
003	Electoral Sale of Maps (Chap 2:01)	6,375	7,000	7,000	20,000
004	Electoral - Sale of Reports (Chap 2:01)	2,000	2,500	1,200	15,000
		18,214	18,500	17,200	135,000
EN1	PERMANENT SECRETARY MINISTRY OF ENERGY AND ENERGY AFFAIRS				
001	Sale of Reports and Maps	18,632	10,500	20,800	20,000
EV1	PERMANENT SECRETARY MINISTRY OF THE ENVIRONMENT AND WATER RESOURCES				
002	Forests - Miscellaneous	113,291	150,000	160,000	150,000
003	Forests - Sale of Timber and Produce	8,597,254	7,000,000	8,150,000	8,000,000
		8,710,545	7,150,000	8,310,000	8,150,000
FN1	COMPTROLLER OF ACCOUNTS MINISTRY OF FINANCE AND THE ECONOMY				
	SALE OF GOVERNMENT STORES AND OTHER PROPERTY				
001	Sale of obsolete, redundant and unserviceable Government Stores and Property (Ch. 71:91)	14,163,504	5,000,000	5,000,000	5,000,000
002	Sale of Safes, Vault Doors, etc	-	-	-	-
		14,163,504	5,000,000	5,000,000	5,000,000
FN3	COMPTROLLER OF CUSTOMS AND EXCISE MINISTRY OF FINANCE AND THE ECONOMY				
001	Sale of Spirits Stock Books (Ch. 84:10)	4,310	4,000	7,900	4,500
002	Sale of Certificate Books (Spirit Removal) (Ch. 84:10)	147,721	115,000	122,000	140,000
003	Sale of Certificate Books (Petrol Removal) (Ch. 78:50)	40	20,000	20,000	20,000
004	Sale of Goods	396,400	-	-	-
		548,471	139,000	149,900	164,500
	Non-Industrial Sales Carried Forward	23,517,341	12,368,500	13,542,200	13,529,000

Trinidad and Tobago

Head 07 - OTHER NON-TAX REVENUE

Sub-Head / Receiver / Item / Sub-Item		2011 Actual	2012 Estimates	2012 Revised Estimates	2013 Estimates
04	Non-Industrial Sales - Brought Forward	\$ 23,517,341	\$ 12,368,500	\$ 13,542,200	\$ 13,529,000
FP1	PERMANENT SECRETARY MINISTRY OF FOOD PRODUCTION				
001	Sale of Plants and Produce				
01	St. Augustine Station	813,263	700,000	710,000	800,000
02	La Reunion Station	228,874	250,000	275,000	300,000
04	Marper Farm	85,398	20,000	21,800	25,000
		1,127,535	970,000	1,006,800	1,125,000
004	Central Experimental Station	344,291	480,000	480,000	600,000
005	Extension Services Division	102,439	50,000	65,000	75,000
006	St. Joseph Farm - Trinidad	336,521	285,000	326,000	300,000
008	Fisheries - Sale of Fruits and Produce	-	-	-	-
009	Sale of Apiary Products	4,290	15,000	7,500	5,000
010	Chaguaramas Estate	-	-	1,400	3,500
012	Chaguaramas Agricultural Development Project	10,775	15,000	15,000	15,000
014	State Lands Development Projects - Sale of Animals	-	-	170	-
016	Sale of Drugs	99,393	86,000	82,000	86,000
018	Hillside Station (St Michael Estate)	6,482	8,500	6,100	8,500
021	La Pastora Station (Horticulture Division)	149,237	160,000	138,000	160,000
022	Sale of Fertilizer to Caribbean Chemicals and Agencies Ltd.	-	-	-	3,312,000
		2,180,963	2,069,500	2,127,970	5,690,000
GY1	PERMANENT SECRETARY MINISTRY OF GENDER, YOUTH AND CHILD DEVELOPMENT				
001	Persto Praesto Estate - Sale of Produce	17,890	15,000	12,100	15,000
002	Chatham Youth Camp	2,210	3,000	1,400	2,000
		20,100	18,000	13,500	17,000
HE1	PERMANENT SECRETARY MINISTRY OF HEALTH				
003	Sale of Stores	2,004,759	2,000,000	1,561,000	2,000,000
HS1	PERMANENT SECRETARY MINISTRY OF HOUSING, LAND AND MARINE AFFAIRS				
001	Sale of House Plans	-	-	20	-
	Non-Industrial Sales Carried Forward	27,723,163	16,456,000	17,244,690	21,236,000

Trinidad and Tobago

Head 07 - OTHER NON-TAX REVENUE

Sub-Head / Receiver / Item / Sub-Item		2011 Actual	2012 Estimates	2012 Revised Estimates	2013 Estimates
04	Non-Industrial Sales - Brought Forward	\$ 27,723,163	\$ 16,456,000	\$ 17,244,690	\$ 21,236,000
HS3	DIRECTOR OF SURVEYS MINISTRY OF HOUSING, LAND AND MARINE AFFAIRS				
001	Hydrographic Unit - Sale of Nautical Documents (Ch. 58:04)	335	4,500	4,500	4,500
002	Surveys - Sale of Maps, cadastral information and other related documents (Ch. 58:04)	127,679	104,000	91,000	104,000
003	Sale of Survey Control Information (Ch. 58:04)	3,250	7,000	2,800	3,700
004	Sale of Digital Products (Ch. 58:04)	204,868	210,000	210,000	225,000
		336,132	325,500	308,300	337,200
JT1	COMMISSIONER OF PRISONS MINISTRY OF JUSTICE				
001	Prison Industries	77,999	70,000	62,500	85,000
LA3	PERMANENT SECRETARY MINISTRY OF LEGAL AFFAIRS				
001	Sale of Publications (Chap. 3:02)	469,344	550,000	420,000	450,000
ND1	PERMANENT SECRETARY MINISTRY OF NATIONAL DIVERSITY AND SOCIAL INTEGRATION				
001	National Cultural Council - Sale of Literature	3,789	4,500	2,450	20,000
PL1	PERMANENT SECRETARY MINISTRY OF PLANNING AND SUSTAINABLE DEVELOPMENT				
002	Sale of Documents	-	50	50	50
PUI	PERMANENT SECRETARY MINISTRY OF PUBLIC UTILITIES				
001	Printing and Stationery	257,290	265,000	265,000	265,000
SJ1	REGISTRAR SUPREME COURT - JUDICIARY				
001	Sale of Annual Index	151,351	200,000	240,000	200,000
	Non-Industrial Sales Carried Forward	29,019,068	17,871,050	18,542,990	22,593,250

Trinidad and Tobago

Head 07 - OTHER NON-TAX REVENUE

Sub-Head / Receiver / Item / Sub-Item		2011 Actual	2012 Estimates	2012 Revised Estimates	2013 Estimates
04	Non-Industrial Sales - Brought Forward	\$ 29,019,068	\$ 17,871,050	\$ 18,542,990	\$ 22,593,250
TE1	PERMANENT SECRETARY MINISTRY OF TERTIARY EDUCATION AND SKILLS TRAINING				
001	El Dorado Youth Camp	-	-	-	-
TP2	TRANSPORT COMMISSIONER MINISTRY OF TRANSPORT				
001	Sale of Documents	-	-	-	-
002	Sale of Inspection Stickers (Chap. 48:50)	1,925,300	1,750,000	4,900,000	3,000,000
		1,925,300	1,750,000	4,900,000	3,000,000
TP3	DIRECTOR MARITIME SERVICES MINISTRY OF TRANSPORT				
001	Sale of Records	53,070	50,000	59,000	53,000
002	Navigational Aids	-	-	-	-
		53,070	50,000	59,000	53,000
	Sub-Head Total	30,997,438	19,671,050	23,501,990	25,646,250
06	Other (Miscellaneous)				
AG1	ASSISTANT AUDITOR GENERAL AUDITOR GENERAL DEPARTMENT				
	CONTRIBUTION FOR AUDIT ACCOUNTS				
001	Port-of-Spain Corporation	-	140,000	50,000	50,000
002	San Fernando Corporation	36,747	70,000	36,000	70,000
003	Arima Borough Corporation	-	50,000	-	50,000
004	Point Fortin Borough Corporation	-	-	-	35,000
005	Agricultural Development Bank	94,810	100,000	100,000	100,000
	Other (Miscellaneous) Carried Forward	131,557	360,000	186,000	305,000

Trinidad and Tobago

Head 07 - OTHER NON-TAX REVENUE

Sub-Head / Receiver / Item / Sub-Item		2011 Actual	2012 Estimates	2012 Revised Estimates	2013 Estimates
06	Other (Miscellaneous) - Brought Forward	\$ 131,557	\$ 360,000	\$ 186,000	\$ 305,000
006	Regional Corporations	141,301	230,000	278,700	210,000
008	Public Transport Service Corporation	-	60,000	-	80,000
009	Other Authorities	1,271,863	1,426,000	1,745,700	1,900,000
010	Chaguanas Borough Corporation	-	-	-	-
		1,544,721	2,076,000	2,210,400	2,495,000
AT4	CHIEF STATE SOLICITOR MINISTRY OF THE ATTORNEY GENERAL				
001	Recovery of Cost	136,800	30,000	401,700	30,000
AT5	PERMANENT SECRETARY MINISTRY OF THE ATTORNEY GENERAL				
001	Recovery of Training Expenses	-	-	-	-
CD1	PERMANENT SECRETARY MINISTRY OF COMMUNITY DEVELOPMENT				
002	Proceeds from Best Village	118,660	125,000	30,000	50,000
ED1	PERMANENT SECRETARY MINISTRY OF EDUCATION				
001	Recoveries of Expenses from Government Scholars - National Scholars	-	-	-	-
EN1	PERMANENT SECRETARY MINISTRY OF ENERGY AND ENERGY AFFAIRS				
001	Seismographic Surveys	13,000,137	15,500,000	15,500,000	15,500,000
002	Surplus Income from the Sale of Petroleum Products (Chap 62:02)	-	-	-	-
003	Charge for relinquishing licensed area (Chap 62:01)	-	-	-	-
		13,000,137	15,500,000	15,500,000	15,500,000
EV1	PERMANENT SECRETARY MINISTRY OF THE ENVIRONMENT AND WATER RESOURCES				
001	Contribution by West Indian Governments towards Cost of Meteorological Services at Rawinsonde Station, Piarcó	-	50,000	-	50,000
	Other (Miscellaneous) Carried Forward	14,800,318	17,781,000	18,142,100	18,125,000

Trinidad and Tobago

Head 07 - OTHER NON-TAX REVENUE

Sub-Head / Receiver / Item / Sub-Item		2011 Actual	2012 Estimates	2012 Revised Estimates	2013 Estimates
06	Other (Miscellaneous) - Brought forward	\$ 14,800,318	\$ 17,781,000	\$ 18,142,100	\$ 18,125,000
002	Radar Contribution from Caribbean Meteorological Organisation	-	15,000	-	15,000
003	Damages and Recovery of Cost - Environmental Management Authority (Chap 35:05)	-	-	-	-
FA1	PERMANENT SECRETARY MINISTRY OF FOREIGN AFFAIRS	-	65,000	-	65,000
001	Contribution of Overseas Staff towards the Cost of Living Accommodation (Chap. 23:01)	865,753	1,000,000	1,395,000	1,500,000
FN1	COMPTROLLER OF ACCOUNTS MINISTRY OF FINANCE AND THE ECONOMY				
001	Gain on Sale of Investments	665	1,000	1,000	1,000
002	Recoveries of Overpayments relating to previous years (Chap 69:01)	43,533,071	26,000,000	26,000,000	28,000,000
005	Life Insurance Companies Salary Deduction Plan	544,440	500,000	853,400	600,000
008	Telephone, Telegram and Cablegram Charges	118,592	60,000	3,800	60,000
009	Government Vehicles Insurance Fund	21,520	80,000	80,000	21,000
010	Sundry	17,195,733	5,000,000	5,000,000	5,000,000
011	Unclaimed Deposits	14,701,178	12,000,000	12,000,000	20,000,000
012	In-operative Accounts at Commercial Banks (Chap 79:09)	27,771,090	10,000,000	10,000,000	15,000,000
013	Recoveries of Expenses from Government Scholars	-	-	400	-
016	Fees - Payment for the use of Caption - "Brokers to the Government of Trinidad and Tobago"	10,000	10,000	10,000	10,000
020	Gain on Treasury Bills	133,765	1,000,000	-	100,000
023	Net Settlement on Swap Transaction - Loan - Citibank N.A.	161,824,054	200,000,000	301,431,000	15,000,000
024	Commitment Fee-Postal Services Reform Loan No. 44580TR	-	2,000	2,000	-
025	Recovery of Expenses - Items issued to Public Officers for personal use	20,871	5,000	32,000	20,000
		265,874,979	254,658,000	355,413,600	83,812,000
	Other (Miscellaneous) Carried Forward	281,541,050	273,454,000	374,950,700	103,452,000

Trinidad and Tobago

Head 07 - OTHER NON-TAX REVENUE

Sub-Head / Receiver / Item / Sub-Item		2011 Actual	2012 Estimates	2012 Revised Estimates	2013 Estimates
06	Other (Miscellaneous) - Brought Forward	\$ 281,541,050	\$ 273,454,000	\$ 374,950,700	\$ 103,452,000
FN3	COMPTROLLER OF CUSTOMS AND EXCISE MINISTRY OF FINANCE AND THE ECONOMY				
001	Excise Warehouse (Ch. 78:50)	428,344	470,000	480,000	470,000
FN5	PERMANENT SECRETARY MINISTRY OF FINANCE AND THE ECONOMY (INVESTMENT DIVISION)				
002	Recovery of Expenses - National Enterprises Limited (NEL)	72,000	144,000	-	144,000
MJ1	CHIEF MAGISTRATE MAGISTRACY - JUDICIARY				
001	Costs Recovered	-	-	-	-
NS2	CHIEF IMMIGRATION OFFICER MINISTRY OF NATIONAL SECURITY				
001	Refund of Repatriation Expenses (Chap 18:01)	-	1,000	450	450
PA1	PERMANENT SECRETARY MINISTRY OF PUBLIC ADMINISTRATION				
001	Recoveries of Expenses from Government Scholars	2,466,794	1,800,000	2,062,000	2,800,000
PM1	PERMANENT SECRETARY OFFICE OF THE PRIME MINISTER				
001	Big Dance Band - Divine Echoes	418,580	-	-	-
TP3	DIRECTOR MARITIME SERVICES MINISTRY OF TRANSPORT				
001	Overtime to Maritime Services Division	29,405	40,000	27,800	35,000
002	Navigational Aids Dues (formerly Operation and Maintenance of Navigational Aids) (Chap. 50:10)	7,340,462	7,500,000	7,500,000	7,500,000
	Other (Miscellaneous) Carried Forward	292,296,635	283,409,000	385,020,950	114,401,450

Trinidad and Tobago

Head 07 - OTHER NON-TAX REVENUE

Sub-Head / Receiver / Item / Sub-Item		2011 Actual	2012 Estimates	2012 Revised Estimates	2013 Estimates
		\$	\$	\$	\$
06	Other (Miscellaneous) - Brought Forward	292,296,635	283,409,000	385,020,950	114,401,450
003	Surveys and Examinations (Chap. 50:08)	65,071	70,000	70,000	70,000
004	Overtime to Shipping Master Organisation	-	-	-	-
		7,434,938	7,610,000	7,597,800	7,605,000
W11	PERMANENT SECRETARY MINISTRY OF WORKS AND INFRASTRUCTURE				
001	Forfeiture of Performance Deposit Bond	-	-	-	-
	Sub-Head Total	292,361,706	283,479,000	385,090,950	114,471,450

Trinidad and Tobago

Head 08 - REPAYMENT OF PAST LENDING

Sub-Head / Receiver / Item / Sub-Item		2011 Actual	2012 Estimates	2012 Revised Estimates	2013 Estimates
		\$	\$	\$	\$
03	Repayment of Loans by Public Enterprises	25,538,456	14,210,980	27,725,000	16,773,000
04	Repayment of Loans by Other Enterprises	-	16,300	16,300	-
06	Repayment of Other Loans	9,727,610	17,836,260	4,069,030	19,700,700
07	Repayment of International Loans	-	-	-	-
Total		35,266,066	32,063,540	31,810,330	36,473,700

Estimates 2013	36,473,700
Revised Estimates 2012	31,810,330
Increase	4,663,370

Sub-Head / Receiver / Item / Sub-Item		2011 Actual	2012 Estimates	2012 Revised Estimates	2013 Estimates
		\$	\$	\$	\$
03	Repayment of Loans by Public Enterprises				
FN1	COMPTROLLER OF ACCOUNTS MINISTRY OF FINANCE AND THE ECONOMY				
002	Trinidad and Tobago Mortgage Finance Company Limited	3,641,285	7,817,000	11,225,000	8,273,000
025	Trinidad and Tobago Postal Corporation	-	-	-	-
026	Sugar Manufacturing Company Limited (SMCL)	17,000,000	-	-	-
027	National Energy Skills Centre	-	-	-	-
		20,641,285	7,817,000	11,225,000	8,273,000
HS1	PERMANENT SECRETARY MINISTRY OF HOUSING, LAND AND MARINE AFFAIRS				
003	Shelter Construction Financing Facility	4,897,171	6,393,980	16,500,000	8,500,000
Sub-Head Total		25,538,456	14,210,980	27,725,000	16,773,000

Trinidad and Tobago

Head 08 - REPAYMENT OF PAST LENDING

Sub-Head / Receiver / Item / Sub-Item		2011 Actual	2012 Estimates	2012 Revised Estimates	2013 Estimates
04	<u>Repayment of Loans by Other Enterprises</u>	\$	\$	\$	\$
FN1	COMPTROLLER OF ACCOUNTS MINISTRY OF FINANCE AND THE ECONOMY				
013	Naparima Star Lodge and Pride of Naparima Lodge	-	-	-	-
015	Holy Trinity Cathedral	-	16,300	16,300	-
	Sub-Head Total	-	16,300	16,300	-
06	<u>Repayment of Other Loans</u>				
FN1	COMPTROLLER OF ACCOUNTS MINISTRY OF FINANCE AND THE ECONOMY				
006	Government of Belize	-	-	-	-
008	Caribbean Development Bank	-	-	-	-
012	Government of Grenada	5,835,458	5,832,400	-	5,832,400
013	Government of St. Vincent	-	-	-	-
014	Government of Guyana	1,913,908	10,003,860	2,069,030	11,826,500
015	Shareholder Governments of LIAT (1974) Ltd in the Eastern Caribbean	-	-	-	-
01	Government of Antigua and Barbuda	-	-	-	-
02	Government of Barbados	1,978,244	2,000,000	2,000,000	2,041,800
03	Government of St Vincent and The Grenadines	-	-	-	-
		1,978,244	2,000,000	2,000,000	2,041,800
	Sub-Head Total	9,727,610	17,836,260	4,069,030	19,700,700
07	<u>Repayment of International Loans</u>				
FN1	COMPTROLLER OF ACCOUNTS MINISTRY OF FINANCE AND THE ECONOMY				
001	Business Expansion and Industrial Restructuring Loan-BEIRL	-	-	-	-
	Sub-Head Total	-	-	-	-

Trinidad and Tobago
Head 09 - CAPITAL REVENUE

Sub-Head / Receiver / Item / Sub-Item		2011 Actual	2012 Estimates	2012 Revised Estimates	2013 Estimates
		\$	\$	\$	\$
02	Sale of Assets	3,262,878	4,919,000	2,330,000	5,619,000
07	Unspent Balances Stat. Boards & Similar Bodies	39,976,247	10,000,000	23,850,000	25,000,000
09	Grants	242,045,771	2,000,000	2,000,000	16,500,000
10	Extraordinary	1,692,000	-	13,036,727	-
11	Transfers From Student Revolving Loan Fund	-	-	-	-
12	Transfers from Funds	-	-	-	-
Total		286,976,896	16,919,000	41,216,727	47,119,000

Estimates 2013	47,119,000
Revised Estimates 2012	41,216,727
Increase	5,902,273

Sub-Head / Receiver / Item / Sub-Item		2011 Actual	2012 Estimates	2012 Revised Estimates	2013 Estimates
		\$	\$	\$	\$
02	Sale of Assets				
FN1	COMPTROLLER OF ACCOUNTS MINISTRY OF FINANCE AND THE ECONOMY				
001	Sale of Other Assets	-	-	-	-
HS1	PERMANENT SECRETARY MINISTRY OF HOUSING, LAND AND MARINE AFFAIRS				
001	Sale of Housing Lots Developed by NHA	-	-	-	-
002	Sale of Government Buildings	891,952	2,772,000	-	2,772,000
003	Sale of Quarters of former Defence Officers - Diamond Vale	15,100	347,000	-	347,000
004	Sale of Leasehold Interest in the Property Situated off the Uriah Butler Highway, Chaguanas	-	-	-	-
		907,052	3,119,000	-	3,119,000
Sale of Assets Carried Forward		907,052	3,119,000	-	3,119,000

Trinidad and Tobago
Head 09 - CAPITAL REVENUE

Sub-Head / Receiver / Item / Sub-Item		2011 Actual	2012 Estimates	2012 Revised Estimates	2013 Estimates
02	Sale of Assets - Brought Forward	\$ 907,052	\$ 3,119,000	\$ -	\$ 3,119,000
HS2	COMMISSIONER STATE LANDS MINISTRY OF HOUSING, LAND AND MARINE AFFAIRS				
001	Sale of Lands, Formerly owned by Caroni (1975) Ltd	2,355,826	1,800,000	2,330,000	2,500,000
	Sub-Head Total	3,262,878	4,919,000	2,330,000	5,619,000
07	Unspent Balances Stat. Boards & Similar Bodies				
FN1	COMPTROLLER OF ACCOUNTS MINISTRY OF FINANCE AND THE ECONOMY				
001	Unspent Balances Stat. Boards & Similar Bodies	39,976,247	10,000,000	23,850,000	25,000,000
	Sub-Head Total	39,976,247	10,000,000	23,850,000	25,000,000
09	Grants				
FN1	COMPTROLLER OF ACCOUNTS MINISTRY OF FINANCE AND THE ECONOMY				
001	Grants	242,045,771	2,000,000	2,000,000	16,500,000
	Sub-Head Total	242,045,771	2,000,000	2,000,000	16,500,000
10	Extraordinary				
FN1	COMPTROLLER OF ACCOUNTS MINISTRY OF FINANCE AND THE ECONOMY				
001	Proceeds from Litigation	-	-	-	-
	Extraordinary Carried Forward	-	-	-	-

Trinidad and Tobago
Head 09 - CAPITAL REVENUE

Sub-Head / Receiver / Item / Sub-Item		2011 Actual	2012 Estimates	2012 Revised Estimates	2013 Estimates
002	Transfer of Balance in Central Bank Account Re: Cooperative Republic of Guyana	\$ -	\$ -	\$ -	\$ -
003	Proceeds from Judgment Debt	1,692,000	-	-	-
		1,692,000	-	-	-
FN2	CHAIRMAN BOARD OF INLAND REVENUE MINISTRY OF FINANCE AND THE ECONOMY				
002	Regulated Industries Commission - Deposits of amounts appropriated in the financial years 2006 and 2007	-	-	-	-
FN5	PERMANENT SECRETARY MINISTRY OF FINANCE AND THE ECONOMY (INVESTMENT DIVISION)				
001	Winding up of the T&T Revenue Authority Management CO. Ltd	-	-	8,439,477	-
002	Winding up of the CWC World Cup	-	-	4,597,250	-
003	Winding up of the Sugar Industry Control Board	-	-	-	-
		-	-	13,036,727	-
	Sub-Head Total	1,692,000	-	13,036,727	-
11	<u>Transfers From Student Revolving Loan Fund</u>				
FN1	COMPTROLLER OF ACCOUNTS MINISTRY OF FINANCE AND THE ECONOMY				
001	Transfers from Student Revolving Loan Fund	-	-	-	-
	Sub-Head Total	-	-	-	-

Trinidad and Tobago
Head 09 - CAPITAL REVENUE

Sub-Head / Receiver / Item / Sub-Item		2011 Actual	2012 Estimates	2012 Revised Estimates	2013 Estimates
12	Transfers from Funds	\$	\$	\$	\$
FN1	COMPTROLLER OF ACCOUNTS MINISTRY OF FINANCE AND THE ECONOMY				
001	Transfer of Balance from the Road Improvement Fund	-	-	-	-
	Sub-Head Total	-	-	-	-

Trinidad and Tobago

Head 10 - BORROWING

Sub-Head / Receiver / Item / Sub-Item		2011 Actual	2012 Estimates	2012 Revised Estimates	2013 Estimates
		\$	\$	\$	\$
FN1	COMPTROLLER OF ACCOUNTS MINISTRY OF FINANCE AND THE ECONOMY				
01	Domestic	446,576,861	3,000,000,000	3,000,000,000	3,000,000,000
02	Foreign	1,175,314,350	3,616,810,000	3,616,810,000	3,462,950,000
Total		1,621,891,211	6,616,810,000	6,616,810,000	6,462,950,000

Estimates 2013	6,462,950,000
Revised Estimates 2012	6,616,810,000
Decrease	<u>153,860,000</u>

ESTIMATES OF REVENUE

TOBAGO

2013

ALSO INCLUDED IN MAIN REVENUE ESTIMATES

ESTIMATES, TOBAGO, FOR 2013

Abstract of Estimated Revenue for the year ending 30 September 2013, Revised Estimates of Revenue, 2012 and Actual Revenue, 2011

Head	2011 Actual	2012 Estimates	2012 Revised Estimates	2013 Estimates
	\$	\$	\$	\$
TAX REVENUE				
01. TAXES ON INCOME AND PROFITS	88,328,509	75,150,000	88,000,000	90,150,000
02. TAXES ON PROPERTY	700,241	856,500	414,300	500,000
03. TAXES ON GOODS AND SERVICES	42,724,579	52,575,250	55,990,190	57,187,240
04. TAXES ON INTERNATIONAL TRADE	2,132,526	2,510,500	2,310,500	2,535,500
05. OTHER TAXES	6,893,686	4,500,000	5,000,000	7,000,000
TOTAL TAX REVENUE	140,779,541	135,592,250	151,714,990	157,372,740
NON-TAX REVENUE				
06. PROPERTY INCOME	280,579	274,000	308,500	315,000
07. OTHER NON-TAX REVENUE	5,916,187	5,639,100	5,753,920	6,068,030
TOTAL NON-TAX REVENUE	6,196,766	5,913,100	6,062,420	6,383,030
GRAND TOTAL	146,976,307	141,505,350	157,777,410	163,755,770

Head 01 - TAXES ON INCOME AND PROFITS

Sub-Head / Receiver / Item / Sub-Item		2011 Actual	2012 Estimates	2012 Revised Estimates	2013 Estimates
		\$	\$	\$	\$
FN2	CHAIRMAN BOARD OF INLAND REVENUE MINISTRY OF FINANCE AND THE ECONOMY				
02	Other Companies (Ch. 75:02)	6,839,765	5,600,000	9,000,000	9,000,000
03	Individuals (Ch. 75:01)	70,600,879	60,000,000	68,000,000	70,000,000
04	Withholding Tax (Ch. 75:01)	276,728	450,000	300,000	350,000
07	Business Levy (Ch. 75:02)	2,674,164	1,800,000	2,700,000	2,800,000
09	Health Surcharge (Ch. 75:05)	7,936,973	7,300,000	8,000,000	8,000,000
Total		88,328,509	75,150,000	88,000,000	90,150,000

Estimates 2013	90,150,000
Revised Estimates 2012	88,000,000
Increase	<u>2,150,000</u>

Head 02 - TAXES ON PROPERTY

Sub-Head / Receiver / Item / Sub-Item		2011 Actual	2012 Estimates	2012 Revised Estimates	2013 Estimates
01	Lands and Buildings Taxes (Ch. 76:04)	\$ 700,241	\$ 856,500	\$ 414,300	\$ 500,000
03	Property Tax	-	-	-	-
04	Industrial Land Tax	-	-	-	-
Total		700,241	856,500	414,300	500,000

Estimates 2013	500,000
Revised Estimates 2012	414,300
Increase	85,700

Sub-Head / Receiver / Item / Sub-Item		2011 Actual	2012 Estimates	2012 Revised Estimates	2013 Estimates
01	Lands and Buildings Taxes (Ch. 76:04)	\$	\$	\$	\$
R08	REVENUE OFFICER IV TOBAGO				
001	Lands and Buildings Taxes (Ch. 76:04)	700,241	856,500	414,300	500,000
Sub-Head Total		700,241	856,500	414,300	500,000
03	Property Tax				
FN2	CHAIRMAN BOARD OF INLAND REVENUE MINISTRY OF FINANCE AND THE ECONOMY				
001	Property Tax (Act No. 18 of 2009)	-	-	-	-
Sub-Head Total		-	-	-	-

Head 02 - TAXES ON PROPERTY

Sub-Head / Receiver / Item / Sub-Item		2011 Actual	2012 Estimates	2012 Revised Estimates	2013 Estimates
04	Industrial Land Tax	\$	\$	\$	\$
FN2	CHAIRMAN BOARD OF INLAND REVENUE MINISTRY OF FINANCE AND THE ECONOMY				
001	Industrial Land Tax	-	-	-	-
	Sub-Head Total	-	-	-	-

Head 03 - TAXES ON GOODS AND SERVICES

Sub-Head / Receiver / Item / Sub-Item		2011 Actual	2012 Estimates	2012 Revised Estimates	2013 Estimates
		\$	\$	\$	\$
04	Liquor & Miscellaneous Business Licences & Fees	886,263	919,220	899,490	931,740
05	Motor Vehicles Taxes and Duties (Chap. 48:50)	2,792,921	2,619,100	5,513,400	6,435,400
06	Other	7,214,617	9,031,930	9,572,300	9,815,100
07	Value Added Tax (Ch. 75:06 - Act No. 37 of 1989)	31,826,499	40,000,000	40,000,000	40,000,000
08	Alcohol and Tobacco Taxes (Ch. 77:01)	4,279	5,000	5,000	5,000
Total		42,724,579	52,575,250	55,990,190	57,187,240

Estimates 2013	...	57,187,240
Revised Estimates 2012	...	55,990,190
Increase	...	1,197,050

Sub-Head / Receiver / Item / Sub-Item		2011 Actual	2012 Estimates	2012 Revised Estimates	2013 Estimates
		\$	\$	\$	\$
04	Liquor & Miscellaneous Business Licences & Fees				
FN3	COMPTROLLER OF CUSTOMS AND EXCISE MINISTRY OF FINANCE AND THE ECONOMY				
003	Spirit Retailers, Towns (Ch. 84:10)	-	16,200	5,000	5,000
004	Spirit Retailers, Elsewhere (Ch. 84:10)	151,200	135,000	135,000	155,000
007	Spirit Grocers, Elsewhere (Ch. 84:10)	187,300	180,000	180,000	190,000
008	Spirit Dealers (Ch. 84:10)	-	5,400	5,400	5,400
009	Special Hotel up to 15 bedrooms (Ch. 84:10)	24,750	18,000	20,500	22,500
010	Special Hotel, 16-49 bedrooms (Ch. 84:10)	78,750	78,750	60,000	60,000
011	Special Hotel, 50-150 bedrooms (Ch. 84:10)	33,750	33,750	30,000	30,000
012	Special Hotel, more than 150 bedrooms (Ch. 84:10)	-	9,000	3,000	3,000
013	Hotel Spirit, up to 15 bedrooms (Ch. 84:10)	-	6,750	3,000	3,000
014	Hotel Spirit, 16-49 bedrooms (Ch. 84:10)	2,250	2,250	2,250	2,500
015	Hotel Spirit, 50 - 150 bedrooms (Ch. 84:10)	15,750	-	4,500	4,500
019	Restaurant, Elsewhere (Ch. 84:10)	8,550	20,250	15,000	15,000
022	Special Restaurant, Elsewhere (Ch. 84:10)	352,407	337,500	351,000	351,000
025	Night Bar, Elsewhere (Ch. 84:10)	4,500	4,500	4,500	4,500
028	Wine Retailers, Elsewhere (Ch. 84:10)	3,206	3,375	4,000	4,000
029	Wine Merchants (Ch. 84:10)	1,350	675	1,000	1,000
Liquor & Miscellaneous Business Licences & Fees Carried Forward		863,763	851,400	824,150	856,400

Head 03 - TAXES ON GOODS AND SERVICES

Sub-Head / Receiver / Item / Sub-Item		2011 Actual	2012 Estimates	2012 Revised Estimates	2013 Estimates
04	Liquor & Miscellaneous Business Licences & Fees - Brought Forward	\$ 863,763	\$ 851,400	\$ 824,150	\$ 856,400
038	Clubs (Chap. 21: 01)	22,500	22,500	25,000	25,000
MJ1	CHIEF MAGISTRATE MAGISTRACY - JUDICIARY	886,263	873,900	849,150	881,400
001	Occasional (Chap. 84:10)	-	45,000	50,000	50,000
002	Transfer Fees (Chap. 84:10)	-	320	340	340
		-	45,320	50,340	50,340
	Sub-Head Total	886,263	919,220	899,490	931,740
05	Motor Vehicles Taxes and Duties (Chap. 48:50)				
FN2	CHAIRMAN BOARD OF INLAND REVENUE MINISTRY OF FINANCE AND THE ECONOMY				
001	Motor Vehicles Taxes (Ch. 48:50)	170,615	20,000	20,000	20,000
003	Tax on Transfer of Used Motor Vehicles (Ch. 48:50)	1,282,365	820,000	820,000	820,000
		1,452,980	840,000	840,000	840,000
FN3	COMPTROLLER OF CUSTOMS AND EXCISE MINISTRY OF FINANCE AND THE ECONOMY				
001	Motor Vehicles Taxes (Ch. 48:50)	-	-	-	-
TP2	TRANSPORT COMMISSIONER MINISTRY OF TRANSPORT				
002	3-year Driving Permits (Ch. 48:50)	3,941	4,000	4,000	4,000
003	1-year Driving Permits (Ch. 48:50)	3,700	2,800	2,000	2,000
004	Provisional Driving Permits (Ch. 48:50)	14,420	50,000	50,000	60,000
005	Conductors Permits	-	-	-	-
006	Duplicate Permits (Ch. 48:50)	44,220	20,000	60,000	60,000
007	Taxi Drivers' Licences (Ch. 48:50)	1,200	1,200	1,200	1,200
008	Examination of Drivers (Ch. 48:50)	409,325	300,000	350,000	350,000
009	Road Permits (Ch. 48:50)	18,990	17,600	19,000	19,000
010	Inspection Fees (Ch. 48:50)	459,635	175,000	1,000,000	1,000,000
011	Driving Certificates (Ch. 48:50)	38,990	27,000	40,000	40,000
	Motor Vehicles Taxes and Duties (Chap. 48:50) Carried Forward	2,447,401	1,437,600	2,366,200	2,376,200

Head 03 - TAXES ON GOODS AND SERVICES

Sub-Head / Receiver / Item / Sub-Item		2011 Actual	2012 Estimates	2012 Revised Estimates	2013 Estimates
05	Motor Vehicles Taxes and Duties (Chap. 48:50) - Brought Forward	\$ 2,447,401	\$ 1,437,600	\$ 2,366,200	\$ 2,376,200
012	Dealers' Licences (Ch. 48:50)	15,000	1,200	1,200	1,200
013	Registration of Motor Vehicles (Ch. 48:50)	52,940	33,000	33,000	33,000
014	Certified Extracts of Register (Ch. 48:50)	165,800	55,000	400,000	400,000
015	Changes of Ownership (Ch. 48:50)	8,650	-	12,000	12,000
016	Amendments to Register (Ch. 48:50)	46,200	30,000	130,000	130,000
018	Examination Study Guides (Ch. 48:50)	22,230	28,000	28,000	28,000
019	Refund of Travelling Expenses	4,600	3,400	5,000	8,000
020	Miscellaneous	-	-	-	-
022	Licence Endorsements (Ch. 48:50)	8,330	5,000	10,000	12,000
023	Processing of H-Vehicles Applications (Ch. 48:50)	4,670	4,500	5,000	6,000
025	Renewal of Taxi Driver Licence/Badge (Ch. 48:50)	15,840	6,500	13,000	15,000
026	Application for Maxi-Taxi Licence (Ch. 48:53)	800	400	1,500	2,000
031	5 Year Driving Permits (Ch. 48:50)	-	1,000,000	2,500,000	3,400,000
032	4 Year Driving Permits (Ch. 48:50)	-	5,000	5,000	8,000
033	2 Year Driving Permits (Ch. 48:50)	-	1,000	1,000	1,000
034	Subsequent Duplicate of a licence or permit (Ch. 48:50)	300	6,000	1,000	1,000
035	Duplicate licence\badge for taxi drivers (Ch. 48:50)	160	2,000	1,000	1,000
036	Subsequent duplicate licence\badge for taxi drivers (Ch. 48:50)	-	500	500	1,000
		1,339,941	1,779,100	4,673,400	5,595,400
	Sub-Head Total	2,792,921	2,619,100	5,513,400	6,435,400
06	Other				
AT4	CHIEF STATE SOLICITOR MINISTRY OF THE ATTORNEY GENERAL				
001	Commissioners of Affidavits (Chap 6:52)	-	100	200	200
EN1	PERMANENT SECRETARY MINISTRY OF ENERGY AND ENERGY AFFAIRS				
001	Marketing Licences (Retail at Petrol Stations, etc) (Chap. 62:01)	800	1,800	10,000	10,000
003	Pipe Lines Licences (Ch. 62:01)	-	-	-	-
006	Marketing Licences for Petroleum By-products (Chapter 62:01)	400	-	-	-
		1,200	1,800	10,000	10,000
	Other Carried Forward	1,200	1,900	10,200	10,200

Head 03 - TAXES ON GOODS AND SERVICES

Sub-Head / Receiver / Item / Sub-Item		2011 Actual	2012 Estimates	2012 Revised Estimates	2013 Estimates
06	Other	\$	\$	\$	\$
	- Brought Forward	1,200	1,900	10,200	10,200
EV1	PERMANENT SECRETARY MINISTRY OF THE ENVIRONMENT AND WATER RESOURCES				
001	Sawmills (Chap 66:02)	80	-	-	-
002	Wild Animals and Birds (Chap. 67:01)	7,460	6,240	6,000	6,000
		7,540	6,240	6,000	6,000
FN2	CHAIRMAN BOARD OF INLAND REVENUE MINISTRY OF FINANCE AND THE ECONOMY				
004	Tax Clearance Certificates (Ch. 75:01 and Ch. 75:06)	23,900	20,000	25,000	30,000
005	Moneylenders (Chap. 84:04)	1,500	1,000	2,000	2,000
006	Pawnbrokers (Chap. 84:05)	-	-	-	-
015	Hotel Room Tax (Chap. 77:01)	5,878,093	7,000,000	7,500,000	7,500,000
019	Transaction Tax on Financial Services (Chap. 77:01)	157,606	134,000	150,000	185,000
021	Club Gaming Tax (Chap. 21:01)	1,122,763	1,800,000	1,800,000	2,000,000
		7,183,862	8,955,000	9,477,000	9,717,000
FN3	COMPTROLLER OF CUSTOMS AND EXCISE MINISTRY OF FINANCE AND THE ECONOMY				
003	Dealers Licences- Wireless Telegraphy (Chap. 26:27)	-	-	-	-
HE1	PERMANENT SECRETARY MINISTRY OF HEALTH				
003	Application for Registration of a Pesticide (Ch. 30:03)	800	-	-	-
005	Application for Licensing of Premises for Pesticides (Ch. 30:03)	1,200	1,200	1,200	1,200
006	Application for Shopkeeper licence to sell drugs (Chap 29:52)	850	600	600	700
		2,850	1,800	1,800	1,900
MJ1	CHIEF MAGISTRATE MAGISTRACY - JUDICIARY				
002	Cinema - (Chap. 20:10)	-	-	-	-
003	Explosives (Chap 16:02)	1,500	750	1,000	1,500
004	Sale of Old Metal and Marine Stores (Chap. 84:07)	400	-	3,000	3,000
005	Hucksters and Pedlars (Chap. 84:09)	500	500	500	500
006	Precious Metals and Stones (Chap. 84:06)	2,000	2,500	3,500	4,000
	Other				
	Carried Forward	7,199,852	8,968,690	9,503,000	9,744,100

Head 03 - TAXES ON GOODS AND SERVICES

Sub-Head / Receiver / Item / Sub-Item		2011 Actual	2012 Estimates	2012 Revised Estimates	2013 Estimates
06	Other	\$	\$	\$	\$
	- Brought Forward	7,199,852	8,968,690	9,503,000	9,744,100
007	Produce - Sale of (Chap. 63: 52)	-	-	-	-
008	Theatres and Dance Halls (Chap. 21: 03)	500	1,000	2,000	2,000
009	Tourist Guides (Chap. 11: 02)	600	240	800	1,000
		5,500	4,990	10,800	12,000
NS2	CHIEF IMMIGRATION OFFICER MINISTRY OF NATIONAL SECURITY				
001	Departure Tax - Ports other than Airports (Ch. 77: 01)	4,575	5,000	7,000	8,000
NS3	COMMISSIONER OF POLICE TRINIDAD AND TOBAGO POLICE SERVICE				
001	Firearms and Ammunition (Chap. 16: 01)	4,090	45,000	50,000	50,000
PU1	PERMANENT SECRETARY MINISTRY OF PUBLIC UTILITIES				
007	Housing Electricians (Chap 54: 71)	-	5,000	3,000	3,000
SJ1	REGISTRAR SUPREME COURT - JUDICIARY				
001	Bailiffs - (Ch. 4: 61 - Act No. 58 of 2000)	-	-	-	-
TP3	DIRECTOR MARITIME SERVICES MINISTRY OF TRANSPORT				
001	Certificates of Competence (Ch. 50: 08)	-	-	-	-
003	Motor Launches (Ch. 50: 08)	5,000	6,500	6,000	6,500
005	Registration of Ships (Ch. 50: 10)	-	-	-	-
008	Boatmasters and Boat Engineers Licences (Ch. 50: 10)	-	500	500	500
		5,000	7,000	6,500	7,000
	Sub-Head Total	7,214,617	9,031,930	9,572,300	9,815,100

Head 03 - TAXES ON GOODS AND SERVICES

Sub-Head / Receiver / Item / Sub-Item		2011 Actual	2012 Estimates	2012 Revised Estimates	2013 Estimates
07	<u>Value Added Tax (Ch. 75:06 - Act No. 37 of 1989)</u>	\$	\$	\$	\$
FN2	CHAIRMAN BOARD OF INLAND REVENUE MINISTRY OF FINANCE AND THE ECONOMY				
001	Value Added Tax (Ch. 75:06)	31,826,499	40,000,000	40,000,000	40,000,000
	Sub-Head Total	31,826,499	40,000,000	40,000,000	40,000,000
08	<u>Alcohol and Tobacco Taxes (Ch. 77:01)</u>				
FN3	COMPTROLLER OF CUSTOMS AND EXCISE MINISTRY OF FINANCE AND THE ECONOMY				
001	Alcohol and Other Beverages Tax (Chap 77:01)	-	-	-	-
002	Tobacco Tax (Ch. 77:01)	4,279	5,000	5,000	5,000
	Sub-Head Total	4,279	5,000	5,000	5,000

Head 04 - TAXES ON INTERNATIONAL TRADE

Sub-Head / Receiver / Item / Sub-Item		2011 Actual	2012 Estimates	2012 Revised Estimates	2013 Estimates
01	Import Duties	\$ 2,132,526	\$ 2,510,500	\$ 2,310,500	\$ 2,535,500
02	Other	-	-	-	-
Total		2,132,526	2,510,500	2,310,500	2,535,500

Estimates 2013	2,535,500
Revised Estimates 2012	2,310,500
Increase	<u>225,000</u>

Sub-Head / Receiver / Item / Sub-Item		2011 Actual	2012 Estimates	2012 Revised Estimates	2013 Estimates
01	Import Duties	\$	\$	\$	\$
FN3	COMPTROLLER OF CUSTOMS AND EXCISE MINISTRY OF FINANCE AND THE ECONOMY				
001	Import Duties (Chap. 78:01)	2,132,526	2,500,000	2,300,000	2,500,000
002	Stamp Duty on Bills of Entry	-	-	-	-
004	Special Tax -Household Effects (Ch. 77:01)	-	10,000	10,000	35,000
005	Import Surcharge (Ch. 77:01)	-	500	500	500
Sub-Head Total		2,132,526	2,510,500	2,310,500	2,535,500

Head 05 - OTHER TAXES

Sub-Head / Receiver / Item / Sub-Item		2011 Actual	2012 Estimates	2012 Revised Estimates	2013 Estimates
		\$	\$	\$	\$
FN2	CHAIRMAN BOARD OF INLAND REVENUE MINISTRY OF FINANCE AND THE ECONOMY				
01	Stamp Duties (Chap. 76:01)	6,893,686	4,500,000	5,000,000	7,000,000
Total		6,893,686	4,500,000	5,000,000	7,000,000

Estimates 2013	7,000,000
Revised Estimates 2012	5,000,000
Increase	<u>2,000,000</u>

Head 06 - PROPERTY INCOME

Sub-Head / Receiver / Item / Sub-Item		2011 Actual	2012 Estimates	2012 Revised Estimates	2013 Estimates
01	Rental Income	\$ 256,234	\$ 249,000	\$ 283,500	\$ 290,000
02	Interest Income	24,345	25,000	25,000	25,000
Total		280,579	274,000	308,500	315,000

Estimates 2013	315,000
Revised Estimates 2012	308,500
Increase	<u>6,500</u>

Sub-Head / Receiver / Item / Sub-Item		2011 Actual	2012 Estimates	2012 Revised Estimates	2013 Estimates
01	Rental Income	\$	\$	\$	\$
HS1	PERMANENT SECRETARY MINISTRY OF HOUSING, LAND AND MARINE AFFAIRS				
001	Lease Payments / Rents of Government Buildings	95,068	120,000	100,000	110,000
HS2	COMMISSIONER OF STATE LANDS MINISTRY OF HOUSING, LAND AND MARINE AFFAIRS				
001	Ground Rents (excluding Quarries, Sand and Gravel Pits (Chapter 57:01))	2,853	4,000	2,500	3,500
002	Wayleave for Oil pipes along roads	-	-	-	-
005	Rents of Housing Lots - Trinidad & Tobago Housing Development Corporation (formerly N. H. A.)	22,150	15,000	15,000	16,500
		25,003	19,000	17,500	20,000
SP1	PERMANENT SECRETARY MINISTRY OF SPORT				
012	Proceeds from Dwight Yorke Stadium -Bacolet	136,163	100,000	166,000	150,000
TP3	DIRECTOR MARITIME SERVICES MINISTRY OF TRANSPORT				
001	Rental of Vessels - Maritime Services	-	10,000	-	10,000
Sub-Head Total		256,234	249,000	283,500	290,000

Head 06 - PROPERTY INCOME

Sub-Head / Receiver / Item / Sub-Item		2011 Actual	2012 Estimates	2012 Revised Estimates	2013 Estimates
02	<u>Interest Income</u>	\$	\$	\$	\$
FN1	COMPTROLLER OF ACCOUNTS MINISTRY OF FINANCE AND THE ECONOMY				
003 17	Interest on Loans and Advances Interest on Loans to Public Servants	24,345	25,000	25,000	25,000
	Sub-Head Total	24,345	25,000	25,000	25,000

Head 07 - OTHER NON-TAX REVENUE

Sub-Head / Receiver / Item / Sub-Item		2011 Actual	2012 Estimates	2012 Revised Estimates	2013 Estimates
01	Administrative Fees and Charges	\$ 3,740,375	\$ 3,336,000	\$ 3,365,500	\$ 3,482,200
02	Fines and Forfeitures	2,058,955	2,210,000	2,282,000	2,470,000
03	Pension Contribution	22,572	-	23,000	23,000
04	Non-Industrial Sales	24,771	36,200	35,500	36,200
06	Other (Miscellaneous)	69,514	56,900	47,920	56,630
Total		5,916,187	5,639,100	5,753,920	6,068,030

Estimates 2013	6,068,030
Revised Estimates 2012	5,753,920
Increase	<u>314,110</u>

Sub-Head / Receiver / Item / Sub-Item		2011 Actual	2012 Estimates	2012 Revised Estimates	2013 Estimates
01	Administrative Fees and Charges	\$	\$	\$	\$
CD1	PERMANENT SECRETARY MINISTRY OF COMMUNITY DEVELOPMENT				
001	Adult Classes	-	-	-	-
EB1	CHIEF ELECTION OFFICER ELECTIONS AND BOUNDARIES COMMISSION				
001	Fees for the replacement of Identification Cards (Chap 2:01)	15,240	14,500	16,000	17,000
ED1	PERMANENT SECRETARY MINISTRY OF EDUCATION				
004	External Examination - Local Fees for Candidates	3,013	10,000	3,000	3,000
006	Polytechnic Registration	-	-	-	-
012	Registration of Teachers	865	1,000	1,000	1,000
014	Sale of Dictionary of Occupational Titles	-	-	-	-
015	Fees - Certified Examinations Statements and Transcripts	4,020	4,000	4,200	4,200
Administrative Fees and Charges Carried Forward		23,138	29,500	24,200	25,200

Head 07 - OTHER NON-TAX REVENUE

Sub-Head / Receiver / Item / Sub-Item		2011 Actual	2012 Estimates	2012 Revised Estimates	2013 Estimates
01	Administrative Fees and Charges - Brought Forward	\$ 23,138	\$ 29,500	\$ 24,200	\$ 25,200
016	Textbook Rental Programme - Fees	-	-	-	-
FN2	CHAIRMAN BOARD OF INLAND REVENUE MINISTRY OF FINANCE AND THE ECONOMY	7,898	15,000	8,200	8,200
002	Warden's Search Fees	3,080	3,800	3,800	4,000
FN3	COMPTROLLER OF CUSTOMS AND EXCISE MINISTRY OF FINANCE AND THE ECONOMY				
001	Comptroller of Customs and Excise (Ch. 78:01)	24,117	25,000	25,000	30,000
002	Processing of Bills of Sight (Ch. 78:01)	2,800	3,000	3,000	3,000
003	Container Processing Fees (Ch. 78:01)	19,350	25,000	25,000	25,000
004	Customs Declaration Transaction User Fee(Ch.78:01)	-	-	8,000	8,000
FN4	SUPERVISOR OF INSURANCE MINISTRY OF FINANCE AND THE ECONOMY	46,267	53,000	61,000	66,000
002	Registration Fees - Insurance Act,1980	700	-	-	-
FP1	PERMANENT SECRETARY MINISTRY OF FOOD PRODUCTION				
002	Veterinary Officers' Fees (Ch. 67:04)	130	300	100	100
005	Import Permits (Ch. 67:02)	-	-	-	-
HE1	PERMANENT SECRETARY MINISTRY OF HEALTH	130	300	100	100
002	Hospital - Miscellaneous	-	200	-	200
003	Chemist (Chap. 30:01)(Chap. 30:03)	-	300	500	500
004	Pathology	-	-	-	-
005	Hospital - X-ray Electrical Treatment and Physiotherapy	-	-	-	-
006	Hospital - Maintenance of Patients and Operation Fees	-	-	-	-
LA1	REGISTRAR GENERAL MINISTRY OF LEGAL AFFAIRS	-	500	500	700
001	Registrar General (Chap 19:03)	1,009,927	900,000	900,000	1,000,000
	Administrative Fees and Charges Carried Forward	1,083,242	987,100	989,600	1,096,000

Head 07 - OTHER NON-TAX REVENUE

Sub-Head / Receiver / Item / Sub-Item		2011 Actual	2012 Estimates	2012 Revised Estimates	2013 Estimates
01	Administrative Fees and Charges - Brought Forward	\$ 1,083,242	\$ 987,100	\$ 989,600	\$ 1,096,000
002	Application for Marriage Officers' Licence (Chap 45:01)	250	200	200	200
003	Marriage Officers' Licence Fee (Chap 45:01)	100	200	200	200
004	Renewal of Marriage Officers' Licence (Chap 45:01)	100	300	300	300
		1,010,377	900,700	900,700	1,000,700
LG1	PERMANENT SECRETARY MINISTRY OF LOCAL GOVERNMENT				
001	Miscellaneous	-	-	-	-
MJ1	CHIEF MAGISTRATE MAGISTRACY - JUDICIARY				
001	District and Petty Civil Courts (Chap 4:21)	356	300	300	400
002	Magistrates' Courts (Chap 4:20)	5,505	5,400	6,100	6,300
003	Liquor Licences - Application Fees (Chap 84:10)	1,914	1,800	1,700	1,800
004	Magistrates' Notes of Evidence (Chap 4:20)	7,831	6,500	7,500	7,500
		15,606	14,000	15,600	16,000
NS1	PERMANENT SECRETARY MINISTRY OF NATIONAL SECURITY				
004	Work Permits Duration Fees (Chap 18:01)	-	-	-	-
NS2	CHIEF IMMIGRATION OFFICER MINISTRY OF NATIONAL SECURITY				
001	Passport and Permit Fees (Chap 18:01)	1,821,675	1,500,000	1,500,000	1,500,000
002	Immigration - Boarding and Clearing Fees (Chap 18:01)	13,300	25,000	25,000	25,000
005	Restoration of Citizenship - Application Fees (Chap 1:50)	250	300	300	300
006	Restoration of Citizenship - Certificate Fees (Chap 1:50)	-	1,000	1,000	1,000
007	Issue of Letters confirming Citizenship or Residence (Chap 18:01)	2,800	3,000	3,000	3,000
		1,838,025	1,529,300	1,529,300	1,529,300
NS3	COMMISSIONER OF POLICE TRINIDAD AND TOBAGO POLICE SERVICE				
001	Clothing and Powder Cart	-	-	-	-
	Administrative Fees and Charges Carried Forward	2,937,323	2,531,100	2,535,200	2,642,000

Head 07 - OTHER NON-TAX REVENUE

Sub-Head / Receiver / Item / Sub-Item		2011 Actual	2012 Estimates	2012 Revised Estimates	2013 Estimates
01	Administrative Fees and Charges - Brought Forward	\$ 2,937,323	\$ 2,531,100	\$ 2,535,200	\$ 2,642,000
003 004	Miscellaneous Fees for lodgement of firearms (Ch. 16:01)	268,619 -	245,000 -	250,000 800	250,000 1,000
		268,619	245,000	250,800	251,000
NS4	CHIEF FIRE OFFICER MINISTRY OF NATIONAL SECURITY				
001 002	Special Services (Ch. 35:50) Examination Fees (Ch. 35:50)	25,060 -	28,000 -	28,000 -	28,000 -
		25,060	28,000	28,000	28,000
PUI	PERMANENT SECRETARY MINISTRY OF PUBLIC UTILITIES				
004	Government Electrical Inspectors' Fees (Ch. 54:72)	435,100	450,000	450,000	450,000
SC1	DIRECTOR OF PERSONNEL ADMINISTRATION SERVICE COMMISSIONS DEPARTMENT				
001	Civil Service Entrance Examination Fees (Ch. 23:01)	8,350	9,000	40,000	40,000
SJ1	REGISTRAR SUPREME COURT - JUDICIARY				
001 004	Registrar, Supreme Court (Chap 4:01) Marshal (Chap 4:01)	54,048 1,665	54,500 1,600	50,000 1,400	54,000 1,600
		55,713	56,100	51,400	55,600
TE1	PERMANENT SECRETARY MINISTRY OF TERTIARY EDUCATION AND SKILLS TRAINING				
001	Examination Fees	3,070	3,700	2,000	2,500
TP2	TRANSPORT COMMISSIONER MINISTRY OF TRANSPORT				
001 002 003 004 005 006	Weighbridge Fees (Ch. 48:50) Miscellaneous Registration Fee for Testing Station (Ch. 48:50) Renewal Fee for Testing Station (Ch. 48:50) Examiner Certificate Fee (Ch. 48:50) Renewal of Examiner Certificate Fee (Ch. 48:50)	7,100 - - - - -	10,000 - - 3,000 - -	8,000 - - - - -	10,000 - - 3,000 - -
		7,100	13,000	8,000	13,000
Administrative Fees and Charges Carried Forward		3,740,335	3,335,900	3,365,400	3,482,100

Head 07 - OTHER NON-TAX REVENUE

Sub-Head / Receiver / Item / Sub-Item		2011 Actual	2012 Estimates	2012 Revised Estimates	2013 Estimates
01	Administrative Fees and Charges - Brought Forward	\$ 3,740,335	\$ 3,335,900	\$ 3,365,400	\$ 3,482,100
TR1	PERMANENT SECRETARY MINISTRY OF TRADE, INDUSTRY AND INVESTMENT				
001	Inspectors of Weights and Measures	40	100	100	100
W11	PERMANENT SECRETARY MINISTRY OF WORKS AND INFRASTRUCTURE				
002	Advertising Fees - Highways Beautification Unit	-	-	-	-
	Sub-Head Total	3,740,375	3,336,000	3,365,500	3,482,200
02	Fines and Forfeitures				
ED1	PERMANENT SECRETARY MINISTRY OF EDUCATION				
001	Penalties and Fines National Library & Information Services (NALIS) Formerly Central Library	-	-	-	-
FN3	COMPTROLLER OF CUSTOMS AND EXCISE MINISTRY OF FINANCE AND THE ECONOMY				
001	Fines and Seizures (Ch. 78:50)(Ch. 78:01)	1,500	7,000	6,000	7,000
MJ1	CHIEF MAGISTRATE MAGISTRACY - JUDICIARY				
001	Magistrates' Courts (Chap 4:20)	914,622	1,000,000	925,000	1,000,000
002	Petty Civil Courts (Chap 4:21)	-	-	-	-
003	Poundage Fees (Chap 67:03)	1,700	2,000	2,000	2,000
004	Miscellaneous	-	-	-	-
005	Motor Vehicle and Road Traffic (Fixed Penalty) (Amendment)Regulation,1984(Ticket System) (Chap 48:52)	793,300	850,000	900,000	1,000,000
		1,709,622	1,852,000	1,827,000	2,002,000
NS2	CHIEF IMMIGRATION OFFICER MINISTRY OF NATIONAL SECURITY				
001	Fines (Chap 18:01)	-	2,000	-	-
	Fines and Forfeitures Carried Forward	1,711,122	1,861,000	1,833,000	2,009,000

Head 07 - OTHER NON-TAX REVENUE

Sub-Head / Receiver / Item / Sub-Item		2011 Actual	2012 Estimates	2012 Revised Estimates	2013 Estimates
02	Fines and Forfeitures - Brought Forward	\$ 1,711,122	\$ 1,861,000	\$ 1,833,000	\$ 2,009,000
SJ1	REGISTRAR SUPREME COURT - JUDICIARY				
002	Poundage Fees (Chap. 4:01)	4,328	-	3,000	3,000
TP2	TRANSPORT COMMISSIONER MINISTRY OF TRANSPORT				
001	Fines - Late Registration of Transfer (Used Motor Vehicles) (Ch. 48:50)	18,075	24,000	26,000	28,000
002	Penalty-Late Renewal of Driving Permits (Ch. 48:50)	325,430	325,000	420,000	430,000
		343,505	349,000	446,000	458,000
	Sub-Head Total	2,058,955	2,210,000	2,282,000	2,470,000
03	<u>Pension Contribution</u>				
FN1	COMPTROLLER OF ACCOUNTS MINISTRY OF FINANCE AND THE ECONOMY				
006	Members of Parliament	22,572	-	23,000	23,000
	Sub-Head Total	22,572	-	23,000	23,000
04	<u>Non-Industrial Sales</u>				
EB1	CHIEF ELECTION OFFICER ELECTIONS AND BOUNDARIES COMMISSION				
001	Electoral - Sale of Lists (Chap 2:01)	216	900	500	900
002	Electoral - Sale of I. D. Cards and Loss of Original	190	-	-	-
003	Electoral - Sale of Maps (Chap 2:01)	140	250	250	400
004	Electoral - Sale of Reports (Chap 2:01)	150	500	350	500
		696	1,650	1,100	1,800
	Non-Industrial Sales Carried Forward	696	1,650	1,100	1,800

Head 07 - OTHER NON-TAX REVENUE

Sub-Head / Receiver / Item / Sub-Item		2011 Actual	2012 Estimates	2012 Revised Estimates	2013 Estimates
04	Non-Industrial Sales - Brought Forward	\$ 696	\$ 1,650	\$ 1,100	\$ 1,800
FN3	COMPTROLLER OF CUSTOMS AND EXCISE MINISTRY OF FINANCE AND THE ECONOMY				
001	Sale of Spirits Stock Books (Chap. 84:10)	430	400	400	400
002	Sale of Certificate Books (Spirit Removal) (Chap. 84:10)	9,100	9,000	9,000	9,000
		9,530	9,400	9,400	9,400
FP1	PERMANENT SECRETARY MINISTRY OF FOOD PRODUCTION				
012	Chaguaramas Agricultural Development Project	-	-	-	-
016	Sale of Drugs	-	150	-	-
		-	150	-	-
PUI	PERMANENT SECRETARY MINISTRY OF PUBLIC UTILITIES				
001	Printing and Stationery	14,545	13,000	13,000	13,000
TP2	TRANSPORT COMMISSIONER MINISTRY OF TRANSPORT				
002	Sale of Inspection Stickers (Ch. 48:50)	-	12,000	12,000	12,000
	Sub-Head Total	24,771	36,200	35,500	36,200
06	Other (Miscellaneous)				
FN1	COMPTROLLER OF ACCOUNTS MINISTRY OF FINANCE AND THE ECONOMY				
002	Recoveries of Overpayments relating to previous years (Chap 69:01)	39,686	25,000	29,000	35,000
005	Life Insurance Companies Salary Deduction Plan	4,692	4,300	2,500	3,500
008	Telephone, Telegram and Cablegram Charges	16	100	-	30
010	Sundry	1,040	400	20	100
		45,434	29,800	31,520	38,630
	Other (Miscellaneous) Carried Forward	45,434	29,800	31,520	38,630

Head 07 - OTHER NON-TAX REVENUE

Sub-Head / Receiver / Item / Sub-Item		2011 Actual	2012 Estimates	2012 Revised Estimates	2013 Estimates
06	Other (Miscellaneous) - Brought Forward	\$ 45,434	\$ 29,800	\$ 31,520	\$ 38,630
MJ1	CHIEF MAGISTRATE MAGISTRACY - JUDICIARY				
001	Costs Recovered	-	-	-	-
TP3	DIRECTOR MARITIME SERVICES MINISTRY OF TRANSPORT				
001	Overtime to Maritime Services Division	480	1,000	300	400
002	Navigational Aids Dues (formerly Operation and Maintenance of Navigational Aids) (Chap. 50:10)	22,900	25,000	13,500	15,000
003	Surveys and Examinations (Chap. 50:08)	700	1,100	2,600	2,600
		24,080	27,100	16,400	18,000
	Sub-Head Total	69,514	56,900	47,920	56,630

APPENDIX –RECEIVERS OF REVENUE AND CODES

RECEIVERS OF REVENUE AND CODES

		HEAD/SUB HEAD/ITEM
AG1	ASSISTANT AUDITOR GENERAL AUDITOR GENERAL DEPARTMENT	07/06(001-010)
AM1	PERMANENT SECRETARY MINISTRY OF THE ARTS AND MULTICULTURALISM	07/01(001)
AT4	CHIEF STATE SOLICITOR MINISTRY OF THE ATTORNEY GENERAL	03/06(001) 07/01(001-004) 07/06(001)
AT5	PERMANENT SECRETARY MINISTRY OF THE ATTORNEY GENERAL	07/06(001)
AT6	REGISTRAR, TAX APPEAL BOARD MINISTRY OF THE ATTORNEY GENERAL	07/01(001) 07/04(001)
AT7	REGISTRAR, INDUSTRIAL COURT MINISTRY OF THE ATTORNEY GENERAL	07/02(001) 07/04(001)
CD1	PERMANENT SECRETARY MINISTRY OF COMMUNITY DEVELOPMENT	06/01(001) 07/01(001) 07/04(001) 07/06(002)
CM1	PERMANENT SECRETARY MINISTRY OF COMMUNICATIONS	07/01(001)
EB1	CHIEF ELECTION OFFICER ELECTIONS AND BOUNDARIES COMMISSION	07/01(001) 07/04(001-004)
ED1	PERMANENT SECRETARY MINISTRY OF EDUCATION	06/01(001) 07/01(003-016) 07/02(001) 07/06(001)

Receivers of Revenue should note that items shown give the range of items under their jurisdiction. Reference should be made to the details under the Heads of Revenue for their specific item/s.

RECEIVERS OF REVENUE AND CODES

		HEAD/SUB HEAD/ITEM
EN1	PERMANENT SECRETARY MINISTRY OF ENERGY AND ENERGY AFFAIRS	03/06(001-017) 06/03(001-003) 06/06(001) 07/01(001-018) 07/04(001) 07/06(001-003)
EVI	PERMANENT SECRETARY MINISTRY OF THE ENVIRONMENT AND WATER RESOURCES	03/06(001-006) 07/01(001-005) 07/04(002-003) 07/06(001-003)
FA1	PERMANENT SECRETARY MINISTRY OF FOREIGN AFFAIRS	07/01(002-004) 07/06(001)
FN1	COMPTROLLER OF ACCOUNTS MINISTRY OF FINANCE AND THE ECONOMY	06/02(001-004) 06/04(001) 06/05(001) 07/01(001) 07/02(001) 07/03(001-009) 07/04(001-002) 07/06(001-025) 08/03(002-027) 08/04(013-015) 08/06(006-015) 08/07(001) 09/02(001) 09/07(001) 09/09(001) 09/10(001-003) 09/11(001) 09/12(001) 10/01-02
FN2	CHAIRMAN BOARD OF INLAND REVENUE MINISTRY OF FINANCE AND THE ECONOMY	01/01-09 02/03(001) 02/04(001) 03/05(001-003) 03/06(001-021) 03/07(001) 05/01 07/01(001-003) 09/10(002)

Receivers of Revenue should note that items shown give the range of items under their jurisdiction. Reference should be made to the details under the Heads of Revenue for their specific item/s.

RECEIVERS OF REVENUE AND CODES

		HEAD/SUB HEAD/ITEM
FN3	COMPTROLLER OF CUSTOMS AND EXCISE MINISTRY OF FINANCE AND THE ECONOMY	03/01(001) 03/02(001-007) 03/04(001-038) 03/05(001) 03/06(003-004) 03/08(001-002) 04/01(001-005) 04/02(001-003) 07/01(001-004) 07/02(001) 07/04(001-004) 07/06(001)
FN4	SUPERVISOR OF INSURANCE MINISTRY OF FINANCE AND THE ECONOMY	07/01(002)
FN5	PERMANENT SECRETARY MINISTRY OF FINANCE AND THE ECONOMY (INVESTMENT DIVISION)	06/04(002) 06/05(001) 07/06(002) 09/10(001-003)
FN6	PERMANENT SECRETARY MINISTRY OF FINANCE AND THE ECONOMY	07/02(001)
FP1	PERMANENT SECRETARY MINISTRY OF FOOD PRODUCTION	03/06(001) 07/01(001-008) 07/04(001-022)
GY1	PERMANENT SECRETARY MINISTRY OF GENDER, YOUTH AND CHILD DEVELOPMENT	06/01(001-003) 07/04(001-002)
HET	PERMANENT SECRETARY MINISTRY OF HEALTH	03/06(002-006) 07/01(002-009) 07/04(003)
HS1	PERMANENT SECRETARY MINISTRY OF HOUSING, LAND AND MARINE AFFAIRS	06/01(001-003) 06/06(003-005) 07/04(001) 08/03(003) 09/02(001-004)

Receivers of Revenue should note that items shown give the range of items under their jurisdiction. Reference should be made to the details under the Heads of Revenue for their specific item/s.

RECEIVERS OF REVENUE AND CODES

		HEAD/SUB HEAD/ITEM
HS2	COMMISSIONER STATE LANDS MINISTRY OF HOUSING, LAND AND MARINE AFFAIRS	06/01(001-006) 06/06(001-004) 07/01(001-007) 09/02(001)
HS3	DIRECTOR OF SURVEYS MINISTRY OF HOUSING, LAND AND MARINE AFFAIRS	07/04(001-004)
JT1	COMMISSIONER OF PRISONS MINISTRY OF JUSTICE	07/02(001) 07/04(001)
LA1	REGISTRAR GENERAL MINISTRY OF LEGAL AFFAIRS	07/01(001-004)
LA2	CONTROLLER, INTELLECTUAL PROPERTY OFFICE MINISTRY OF LEGAL AFFAIRS	07/01(001)
LA3	PERMANENT SECRETARY MINISTRY OF LEGAL AFFAIRS	07/04(001)
LE1	PERMANENT SECRETARY MINISTRY OF LABOUR AND SMALL AND MICRO ENTERPRISE DEVELOPMENT	07/01(001-003)
LG1	PERMANENT SECRETARY MINISTRY OF LOCAL GOVERNMENT	07/01(001)
MJ1	CHIEF MAGISTRATE MAGISTRACY - JUDICIARY	03/04(001-002) 03/06(001-009) 07/01(001-004) 07/02(001-005) 07/06(001)
ND1	PERMANENT SECRETARY MINISTRY OF NATIONAL DIVERSITY AND SOCIAL INTEGRATION	07/04(001)

Receivers of Revenue should note that items shown give the range of items under their jurisdiction. Reference should be made to the details under the Heads of Revenue for their specific item/s.

RECEIVERS OF REVENUE AND CODES

		HEAD/SUB HEAD/ITEM
NS1	PERMANENT SECRETARY MINISTRY OF NATIONAL SECURITY	07/01(001-008)
NS2	CHIEF IMMIGRATION OFFICER MINISTRY OF NATIONAL SECURITY	03/06(001) 07/01(001-007) 07/02(001) 07/06(001)
NS3	COMMISSIONER OF POLICE TRINIDAD AND TOBAGO POLICE SERVICE	03/06(001) 07/01(001-004)
NS4	CHIEF FIRE OFFICER MINISTRY OF NATIONAL SECURITY	07/01(001-002) 07/02(001)
PA1	PERMANENT SECRETARY MINISTRY OF PUBLIC ADMINISTRATION	07/06(001)
PL1	PERMANENT SECRETARY MINISTRY OF PLANNING AND SUSTAINABLE DEVELOPMENT	07/04(002)
PL2	DIRECTOR OF STATISTICS MINISTRY OF PLANNING AND SUSTAINABLE DEVELOPMENT	07/01(001-002)
PM1	PERMANENT SECRETARY OFFICE OF THE PRIME MINISTER	07/06(001)
PUI	PERMANENT SECRETARY MINISTRY OF PUBLIC UTILITIES	03/06(007) 07/01(004) 07/04(001)
RO1	REVENUE OFFICER V ST GEORGE WEST MINISTRY OF FINANCE AND THE ECONOMY	02/01(001)

Receivers of Revenue should note that items shown give the range of items under their jurisdiction. Reference should be made to the details under the Heads of Revenue for their specific item/s.

RECEIVERS OF REVENUE AND CODES

		HEAD/SUB HEAD/ITEM
R02	REVENUE OFFICER IV ST GEORGE EAST MINISTRY OF FINANCE AND THE ECONOMY	02/01(001)
R03	REVENUE OFFICER IV CARONI / CHAGUANAS MINISTRY OF FINANCE AND THE ECONOMY	02/01(001)
R04	REVENUE OFFICER IV ST ANDREW/ ST DAVID MINISTRY OF FINANCE AND THE ECONOMY	02/01(001)
R05	REVENUE OFFICER IV ST PATRICK MINISTRY OF FINANCE AND THE ECONOMY	02/01(001)
R06	REVENUE OFFICER IV NARIVA / MAYARO MINISTRY OF FINANCE AND THE ECONOMY	02/01(001)
R07	REVENUE OFFICER IV VICTORIA MINISTRY OF FINANCE AND THE ECONOMY	02/01(001)
R08	REVENUE OFFICER IV TOBAGO	02/01(001)
SC1	DIRECTOR OF PERSONNEL ADMINISTRATION SERVICE COMMISSIONS DEPARTMENT	07/01(001-003)
SJ1	REGISTRAR SUPREME COURT - JUDICIARY	03/06(001) 07/01(001-004) 07/02(001-002) 07/04(001)
SP1	PERMANENT SECRETARY MINISTRY OF SPORT	06/01(001-012) 07/01(001)
ST1	PERMANENT SECRETARY MINISTRY OF SCIENCE AND TECHNOLOGY	07/01(001-003)
TE1	PERMANENT SECRETARY MINISTRY OF TERTIARY EDUCATION AND SKILLS TRAINING	06/01(001) 07/01(001) 07/04(001)

Receivers of Revenue should note that items shown give the range of items under their jurisdiction. Reference should be made to the details under the Heads of Revenue for their specific item/s.

RECEIVERS OF REVENUE AND CODES

HEAD/SUB HEAD/ITEM

TP2 TRANSPORT COMMISSIONER
MINISTRY OF TRANSPORT

03/05(001-037)
07/01(001-006)
07/02(001-002)
07/04(001-002)

TP3 DIRECTOR MARITIME SERVICES
MINISTRY OF TRANSPORT

03/06(001-008)
06/01(001)
07/01(001)
07/02(001)
07/04(001-002)
07/06(001-004)

TR1 PERMANENT SECRETARY
MINISTRY OF TRADE, INDUSTRY AND INVESTMENT

03/03(001-003)
03/06(001-002)
06/01(001)
07/01(001-002)

W11 PERMANENT SECRETARY
MINISTRY OF WORKS AND INFRASTRUCTURE

07/01(002)
07/06(001)

Receivers of Revenue should note that items shown give the range of items under their jurisdiction. Reference should be made to the details under the Heads of Revenue for their specific item/s.