



**REPUBLIC OF
TRINIDAD AND TOBAGO**

ESTIMATES

OF REVENUE FOR THE

FINANCIAL YEAR

2012

**REPUBLIC OF
TRINIDAD AND TOBAGO**

ESTIMATES

OF REVENUE FOR THE

FINANCIAL YEAR

2012

iii
CONTENTS

ESTIMATES OF REVENUE FOR THE FINANCIAL YEAR, 2012

ABSTRACTS	PAGE
Financial Statement 2012 and Comparative Statements, 2011 (Original and Revised Estimates) and 2010 Actual ...	iv
Abstract of the Estimated Revenue for the Financial year ending 30th September, 2012 Revised Estimates of Revenue for 2011 and Actual Revenue 2010	v
Revenue 2012 by classification	vi
Abstract of the Estimated Tax Revenue for the Financial year ending 30th September, 2012 Revised Estimates of Revenue for 2011 and Actual Revenue 2010	vii
Abstract of the Estimated Non-Tax Revenue for the Financial year ending 30th September, 2012 Revised Estimates of Revenue for 2011 and Actual Revenue 2010	viii
Abstract of the Estimated Capital Receipts for the Financial year ending 30th September, 2012 Revised Estimates of Revenue for 2011 and Actual Revenue 2010	ix
Abstract of the Estimated Financing for the Financial year ending 30th September, 2012 Revised Estimates of Revenue for 2011 and Actual Revenue 2010	x
HEADS OF REVENUE	
01. Taxes on Income and Profits	1
02. Taxes on Property	2
03. Taxes on Goods and Services	4
04. Taxes on International Trade	13
05. Other Taxes	15
06. Property Income	16
07. Other Non-Tax Revenue	22
08. Repayment of Past Lending	42
09. Capital Revenue	44
10. Borrowing	47
Abstract of the Estimated Revenue for Tobago for the Financial year ending 30th September, 2012 Revised Estimates of Revenue for 2011 and Actual Revenue 2010	
TOBAGO HEADS OF REVENUE (Included in main Revenue Estimates)	
01. Taxes on Income and Profits	50
02. Taxes on Property	51
03. Taxes on Goods and Services	52
04. Taxes on International Trade	58
05. Other Taxes	59
06. Property Income	60
07. Other Non-Tax Revenue	62
APPENDIX	
Receivers of Revenue and Codes	71

ESTIMATES OF REVENUE 2012
TRINIDAD AND TOBAGO FINANCIAL STATEMENT, 2012 AND COMPARATIVE STATEMENTS, 2011 (ORIGINAL AND REVISED ESTIMATES) AND 2010 ACTUAL

	<u>REVENUE</u>				<u>EXPENDITURE</u>			
	2010 Actual \$Mn	2011 Estimates \$Mn	2011 Revised \$Mn	2012 Estimates \$Mn	2010 Actual \$Mn	2011 Estimates \$Mn	2011 Revised \$Mn	2012 Estimates \$Mn
Tax Revenue	35,760.2	35,263.4	37,951.3	40,007.6	6,292.8	7,198.5	6,862.0	8,029.9
Income and Profits	26,224.3	24,962.9	29,532.8	29,502.5	4,628.2	5,269.5	5,020.5	5,655.7
Goods and Services	7,436.7	7,845.1	6,126.7	8,058.0	495.6	571.1	499.1	647.7
International Trade	1,905.5	2,101.0	2,101.0	2,248.1	1,169.0	1,357.9	1,342.4	1,726.5
Other	193.7	354.4	190.8	199.0	5,424.8	7,280.6	5,965.7	7,743.8
Non-Tax Revenue	6,538.0	4,959.6	5,481.5	5,662.2	197.1	330.2	292.7	409.6
Property	5,026.5	4,088.2	4,464.8	4,736.1	4,208.6	5,157.0	3,367.7	5,066.9
Other Non-Tax Revenue	1,481.8	850.7	968.1	894.0	20,820.5	19,460.7	25,444.8	21,398.9
Repayment of Past Lending	29.7	20.7	48.6	32.1	5,354.6	5,883.3	5,808.7	6,509.4
					71.2	179.6	159.6	0.0
					42,369.6	45,489.9	47,901.2	49,158.5
					(71.4)	(5,266.9)	(4,468.4)	(3,488.7)
	42,298.2	40,223.0	43,432.8	45,669.8	42,298.2	40,223.0	43,432.8	45,669.8

	<u>CAPITAL ACCOUNT</u>			
	2010 Actual \$Mn	2011 Estimates \$Mn	2011 Revised \$Mn	2012 Estimates \$Mn
Current Surplus/(Deficit)	(71.4)	(5,266.9)	(4,468.4)	(3,488.7)
Capital Revenue	230.9	21.1	286.6	16.9
Surplus/(Deficit)	159.5	(5,245.8)	(4,181.8)	(3,471.8)
Financing	1,141.9	5,969.3	1,389.6	6,616.8
Changes in Cash Balances	3,646.5	5,933.5	9,659.6	3,017.3
	4,947.9	6,657.0	6,867.4	6,162.3

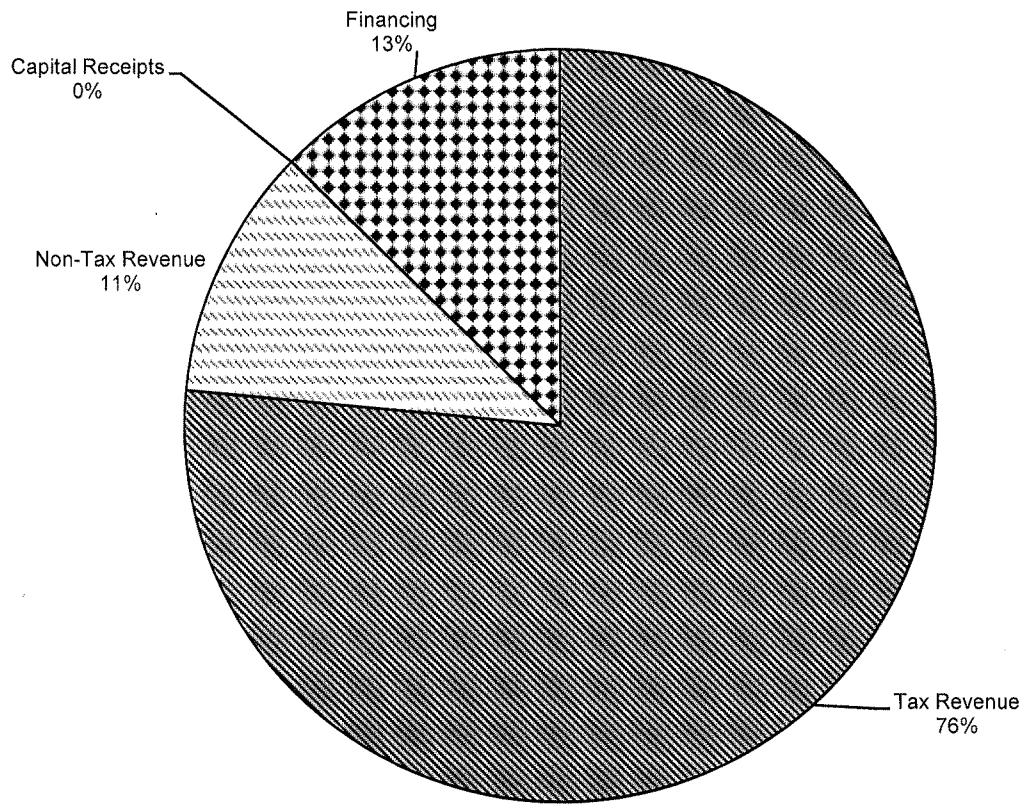
Excluded are the Unemployment Fund, Infrastructure Development Fund, Government Assistance for Tertiary Education and the Green Fund

V
ESTIMATES, TRINIDAD & TOBAGO, FOR 2012

Abstract of Estimated Revenue for the financial year ending 30 September 2012, Revised Estimates of Revenue, 2011 and Actual Revenue, 2010

Head	2010 Actual	2011 Estimates	2011 Revised Estimates	2012 Estimates
	\$	\$	\$	\$
TAX REVENUE				
01. TAXES ON INCOME AND PROFITS	26,224,302,208	24,962,888,500	29,532,828,400	29,502,554,100
02. TAXES ON PROPERTY	22,140,484	173,864,300	10,347,100	15,000,000
03. TAXES ON GOODS AND SERVICES	7,436,766,768	7,845,062,900	6,126,647,436	8,058,030,250
04. TAXES ON INTERNATIONAL TRADE	1,905,479,524	2,101,039,000	2,101,040,000	2,248,079,000
05. OTHER TAXES	171,557,489	180,500,000	180,500,000	184,000,000
TOTAL TAX REVENUE	35,760,246,473	35,263,354,700	37,951,362,936	40,007,663,350
NON-TAX REVENUE				
06. PROPERTY INCOME	5,026,487,844	4,088,252,240	4,464,839,310	4,736,094,850
07. OTHER NON-TAX REVENUE	1,481,788,489	850,662,170	968,073,730	894,005,150
08. REPAYMENT OF PAST LENDING	29,692,030	20,728,470	48,594,400	32,063,540
TOTAL NON-TAX REVENUE	6,537,968,363	4,959,642,880	5,481,507,440	5,662,163,540
SUB-TOTAL	42,298,214,836	40,222,997,580	43,432,870,376	45,669,826,890
CAPITAL RECEIPTS				
09. CAPITAL REVENUE	230,903,659	21,095,350	286,597,000	16,919,000
TOTAL CAPITAL RECEIPTS	230,903,659	21,095,350	286,597,000	16,919,000
SUB-TOTAL	42,529,118,495	40,244,092,930	43,719,467,376	45,686,745,890
FINANCING				
10. BORROWING	1,141,971,122	5,969,338,000	1,389,553,860	6,616,810,000
TOTAL FINANCING	1,141,971,122	5,969,338,000	1,389,553,860	6,616,810,000
GRAND TOTAL	43,671,089,617	46,213,430,930	45,109,021,236	52,303,555,890

REVENUE 2012 BY CLASSIFICATION

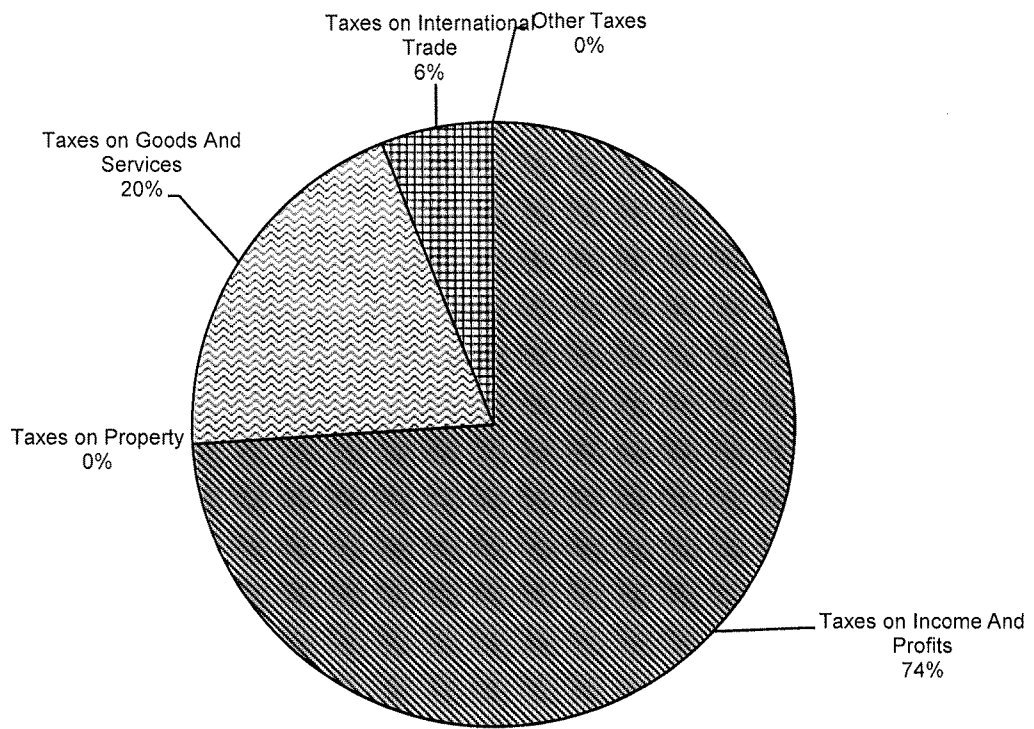


vii
ESTIMATES, TRINIDAD & TOBAGO, FOR 2012

Abstract of Estimated TAX REVENUE for the financial year ending 30 September 2012, Revised Estimates of Revenue, 2011 and Actual Revenue, 2010

Head	2010 Actual	2011 Estimates	2011 Revised Estimates	2012 Estimates
	\$	\$	\$	\$
TAX REVENUE				
01. TAXES ON INCOME AND PROFITS	26,224,302,208	24,962,888,500	29,532,828,400	29,502,554,100
02. TAXES ON PROPERTY	22,140,484	173,864,300	10,347,100	15,000,000
03. TAXES ON GOODS AND SERVICES	7,436,766,768	7,845,062,900	6,126,647,436	8,058,030,250
04. TAXES ON INTERNATIONAL TRADE	1,905,479,524	2,101,039,000	2,101,040,000	2,248,079,000
05. OTHER TAXES	171,557,489	180,500,000	180,500,000	184,000,000
TOTAL TAX REVENUE	35,760,246,473	35,263,354,700	37,951,362,936	40,007,663,350

TAX REVENUE 2012

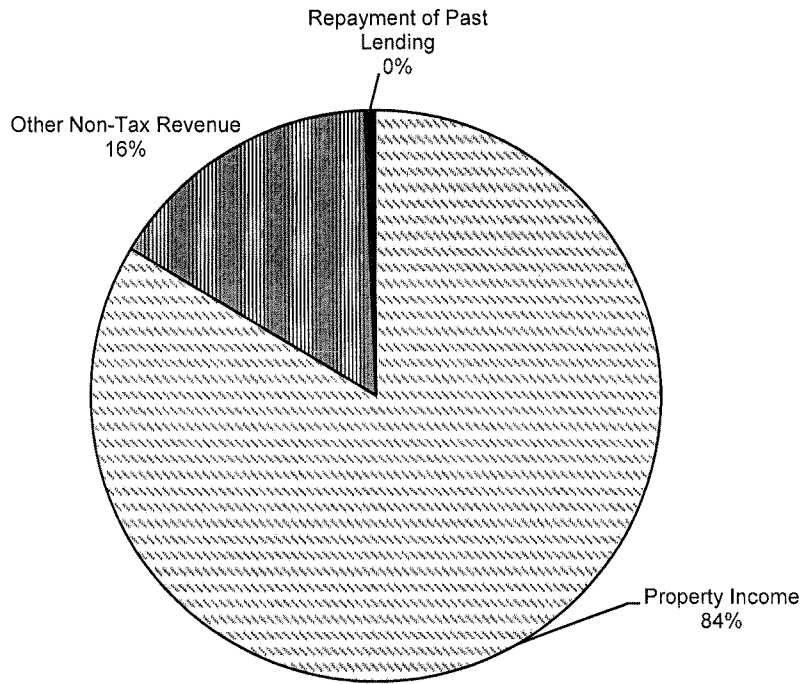


viii
ESTIMATES, TRINIDAD & TOBAGO, FOR 2012

Abstract of Estimated NON-TAX REVENUE for the financial year ending 30 September 2012, Revised Estimates of Revenue, 2011 and Actual Revenue, 2010

Head	2010 Actual	2011 Estimates	2011 Revised Estimates	2012 Estimates
	\$	\$	\$	\$
NON-TAX REVENUE				
06. PROPERTY INCOME	5,026,487,844	4,088,252,240	4,464,839,310	4,736,094,850
07. OTHER NON-TAX REVENUE	1,481,788,489	850,662,170	968,073,730	894,005,150
08. REPAYMENT OF PAST LENDING	29,692,030	20,728,470	48,594,400	32,063,540
TOTAL NON-TAX REVENUE	6,537,968,363	4,959,642,880	5,481,507,440	5,662,163,540
SUB-TOTAL	42,298,214,836	40,222,997,580	43,432,870,376	45,669,826,890

NON-TAX REVENUE 2012



ix
ESTIMATES, TRINIDAD & TOBAGO, FOR 2012

Abstract of Estimated CAPITAL RECEIPTS for the financial year ending 30 September 2012, Revised Estimates of Revenue, 2011 and Actual Revenue, 2010

Head	2010 Actual	2011 Estimates	2011 Revised Estimates	2012 Estimates
	\$	\$	\$	\$
CAPITAL RECEIPTS				
09. CAPITAL REVENUE	230,903,659	21,095,350	286,597,000	16,919,000
TOTAL CAPITAL RECEIPTS	230,903,659	21,095,350	286,597,000	16,919,000
SUB-TOTAL	42,529,118,495	40,244,092,930	43,719,467,376	45,686,745,890

X
ESTIMATES, TRINIDAD & TOBAGO, FOR 2012

Abstract of Estimated FINANCING for the financial year ending 30 September 2012, Revised Estimates of Revenue, 2011 and Actual Revenue, 2010

Head	2010 Actual	2011 Estimates	2011 Revised Estimates	2012 Estimates
	\$	\$	\$	\$
FINANCING				
10. BORROWING	1,141,971,122	5,969,338,000	1,389,553,860	6,616,810,000
TOTAL FINANCING	1,141,971,122	5,969,338,000	1,389,553,860	6,616,810,000
GRAND TOTAL	43,671,089,617	46,213,430,930	45,109,021,236	52,303,555,890

Trinidad and Tobago

Head 01 - TAXES ON INCOME AND PROFITS

Sub-Head / Receiver / Item / Sub-Item		2010 Actual	2011 Estimates	2011 Revised Estimates	2012 Estimates
		\$	\$	\$	\$
FN2	CHAIRMAN BOARD OF INLAND REVENUE MINISTRY OF FINANCE				
01	Oil Companies (Chap 75:04)	13,834,359,052	11,771,399,500	13,989,027,000	14,109,951,000
02	Other Companies (Chap 75:02)	6,629,529,599	6,978,518,600	8,787,337,200	8,487,604,200
03	Individuals (Chap 75:01)	4,467,386,187	4,762,642,500	5,066,633,500	5,351,398,000
04	Withholding Tax (Chap 75:01)	880,505,358	988,774,000	1,241,122,700	1,120,762,700
05	Insurance Surrender Tax (Chap 75:01)	22,031,062	25,376,000	21,894,700	22,332,700
06	National Recovery Impost	-	-	-	-
07	Business Levy (Chap 75:02)	205,651,752	210,528,000	211,711,300	212,001,500
09	Health Surcharge (chap 75:05)	184,839,198	225,649,900	215,102,000	198,504,000
Total		26,224,302,208	24,962,888,500	29,532,828,400	29,502,554,100

Estimates 2012	29,502,554,100
Revised Estimates 2011	29,532,828,400
Decrease	<u>30,274,300</u>

Trinidad and Tobago

Head 02 - TAXES ON PROPERTY

Sub-Head / Receiver / Item / Sub-Item		2010 Actual	2011 Estimates	2011 Revised Estimates	2012 Estimates
01	Lands and Buildings Taxes	\$ 22,140,484	\$ 173,864,300	\$ 10,347,100	\$ 15,000,000
02	Estate and Succession Duties	-	-	-	-
03	Property Tax	-	-	-	-
Total		22,140,484	173,864,300	10,347,100	15,000,000

Estimates 2012	15,000,000
Revised Estimates 2011	10,347,100
Increase	<u>4,652,900</u>

Sub-Head / Receiver / Item / Sub-Item		2010 Actual	2011 Estimates	2011 Revised Estimates	2012 Estimates
01	Lands and Buildings Taxes	\$	\$	\$	\$
R01	REVENUE OFFICER V ST GEORGE WEST MINISTRY OF FINANCE				
001	Lands and Buildings Taxes (Ch. 76:04)	4,259,534	27,944,400	2,361,600	2,410,500
R02	REVENUE OFFICER IV ST GEORGE EAST MINISTRY OF FINANCE				
001	Lands and Buildings Taxes (Ch. 76:04)	2,243,859	19,735,100	2,528,000	1,702,500
R03	REVENUE OFFICER IV CARONI / CHAGUANAS MINISTRY OF FINANCE				
001	Lands and Buildings Taxes	8,666,901	79,518,800	2,150,500	6,859,500
	Lands and Buildings Taxes Carried Forward	15,170,294	127,198,300	7,040,100	10,972,500

Trinidad and Tobago

Head 02 - TAXES ON PROPERTY

Sub-Head / Receiver / Item / Sub-Item		2010 Actual	2011 Estimates	2011 Revised Estimates	2012 Estimates
01	Lands and Buildings Taxes - Brought Forward	\$ 15,170,294	\$ 127,198,300	\$ 7,040,100	\$ 10,972,500
R04	REVENUE OFFICER IV ST ANDREW/ ST DAVID MINISTRY OF FINANCE				
001	Lands and Buildings Taxes	3,340,003	8,809,000	600,000	759,000
R05	REVENUE OFFICER IV ST PATRICK MINISTRY OF FINANCE				
001	Lands and Buildings Taxes	669,590	9,580,600	750,000	826,500
R06	REVENUE OFFICER IV NARIVA / MAYARO MINISTRY OF FINANCE				
001	Lands and Buildings Taxes	322,901	4,905,900	241,000	423,000
R07	REVENUE OFFICER IV VICTORIA MINISTRY OF FINANCE				
001	Lands and Buildings Taxes	1,217,285	13,428,500	1,051,000	1,162,500
R08	REVENUE OFFICER IV TOBAGO				
001	Lands and Buildings Taxes	1,420,411	9,942,000	665,000	856,500
	Sub-Head Total	22,140,484	173,864,300	10,347,100	15,000,000
03	Property Tax				
FN2	CHAIRMAN BOARD OF INLAND REVENUE MINISTRY OF FINANCE				
001	Property Tax (Act No. 18 of 2009)	-	-	-	-
	Sub-Head Total	-	-	-	-

Trinidad and Tobago

Head 03 - TAXES ON GOODS AND SERVICES

Sub-Head / Receiver / Item / Sub-Item		2010 Actual	2011 Estimates	2011 Revised Estimates	2012 Estimates
01	Purchase Tax	\$ 124,352	\$ 120,000	\$ 100,000	\$ 120,000
02	Excise Duties	705,123,331	706,380,000	706,380,000	768,202,900
03	Betting and Entertainment Taxes	12,294,620	14,805,200	13,621,136	12,963,600
04	Liquor & Miscellaneous Business Licences & Fees	10,152,927	10,426,800	10,473,500	12,058,350
05	Motor Vehicles Taxes and Duties (Chap. 48:50)	375,485,327	393,976,500	391,854,900	434,204,500
06	Other	298,886,704	311,836,200	328,432,900	330,446,900
07	Value Added Tax	6,032,276,910	6,405,133,200	4,673,400,000	6,497,604,000
08	Alcohol and Tobacco Taxes	2,422,597	2,385,000	2,385,000	2,430,000
Total		7,436,766,768	7,845,062,900	6,126,647,436	8,058,030,250

Estimates 2012	8,058,030,250
Revised Estimates 2011	6,126,647,436
Increase	<u>1,931,382,814</u>

Sub-Head / Receiver / Item / Sub-Item		2010 Actual	2011 Estimates	2011 Revised Estimates	2012 Estimates
01	Purchase Tax	\$	\$	\$	\$
FN3	COMPTROLLER OF CUSTOMS AND EXCISE MINISTRY OF FINANCE				
001	Purchase Tax (Ch. 77:01)	124,352	120,000	100,000	120,000
Sub-Head Total		124,352	120,000	100,000	120,000

Trinidad and Tobago

Head 03 - TAXES ON GOODS AND SERVICES

Sub-Head / Receiver / Item / Sub-Item		2010 Actual	2011 Estimates	2011 Revised Estimates	2012 Estimates
02	<u>Excise Duties</u>	\$	\$	\$	\$
FN3	COMPTROLLER OF CUSTOMS AND EXCISE MINISTRY OF FINANCE				
001	Rum and Spirits (Ch. 78:50)	156,073,633	161,000,000	161,000,000	177,797,400
002	Beer Duty (Chap. 78:50)	201,836,522	199,000,000	199,000,000	218,301,400
003	Oil (Petrol)(Chap. 78:50)	104,958,729	96,720,000	96,720,000	103,877,500
006	Cigarettes (Ch. 78:50)	240,505,492	248,000,000	248,000,000	266,449,000
007	Malta Beverage (Ch. 78:50)	1,748,955	1,660,000	1,660,000	1,777,600
	Sub-Head Total	705,123,331	706,380,000	706,380,000	768,202,900
03	<u>Betting and Entertainment Taxes</u>				
TR1	PERMANENT SECRETARY MINISTRY OF TRADE AND INDUSTRY				
001	Tote and Forecast (Chap.11:19)	3,991,650	5,941,950	5,793,825	5,163,600
003	Betting Office Levy (Ch. 21:53)	8,302,970	8,863,250	7,827,311	7,800,000
	Sub-Head Total	12,294,620	14,805,200	13,621,136	12,963,600
04	<u>Liquor & Miscellaneous Business Licences & Fees</u>				
FN3	COMPTROLLER OF CUSTOMS AND EXCISE MINISTRY OF FINANCE				
001	Spirit Retailers, Port-of-Spain (Ch. 84:10)	369,112	340,000	340,000	450,000
002	Spirit Retailers, San Fernando (Ch. 84:10)	6,975	215,000	215,000	160,000
003	Spirit Retailers, Towns (Ch. 84:10)	494,888	340,000	340,000	350,000
004	Spirit Retailers, Elsewhere (Ch. 84:10)	2,128,000	2,220,800	2,220,800	2,500,000
005	Spirit Grocers, Port-of-Spain (Ch. 84:10)	380,970	350,000	350,000	455,000
006	Spirit Grocers, San Fernando (Ch. 84:10)	153,000	168,000	168,000	180,000
007	Spirit Grocers, Elsewhere (Ch. 84:10)	1,065,075	1,085,000	1,085,000	1,200,000
008	Spirit Dealers (Ch. 84:10)	66,600	76,200	76,200	70,000
009	Special Hotel up to 15 bedrooms (Ch. 84:10)	177,750	199,500	199,500	250,000
	Liquor & Miscellaneous Business Licences & Fees Carried Forward	4,842,370	4,994,500	4,994,500	5,615,000

Trinidad and Tobago

Head 03 - TAXES ON GOODS AND SERVICES

Sub-Head / Receiver / Item / Sub-Item		2010 Actual	2011 Estimates	2011 Revised Estimates	2012 Estimates
		\$	\$	\$	\$
04	Liquor & Miscellaneous Business Licences & Fees - Brought Forward	4,842,370	4,994,500	4,994,500	5,615,000
010	Special Hotel, 16-49 bedrooms (Ch. 84:10)	171,000	180,000	180,000	200,000
011	Special Hotel, 50-150 bedrooms (84:10)	74,250	80,000	80,000	125,000
012	Special Hotel, more than 150 bedrooms (Ch. 84:10)	36,000	36,000	36,000	60,000
013	Hotel Spirit, up to 15 bedrooms (Ch. 84:10)	18,000	27,000	27,000	20,000
014	Hotel Spirit, 16-49 bedrooms (Ch. 84:10)	12,375	11,000	11,000	12,000
015	Hotel Spirit, 50-150 bedrooms (84:10)	4,500	2,250	4,500	23,000
016	Hotel Spirit, more than 150 bedrooms (Ch. 84:10)	-	-	-	-
017	Restaurant, Port-of-Spain (Ch. 84:10)	12,375	17,000	17,000	25,000
018	Restaurant, San Fernando (Ch. 84:10)	55,687	55,000	55,000	56,000
019	Restaurant, Elsewhere (Ch. 84:10)	273,937	290,000	290,000	285,000
020	Special Restaurant, Port-of-Spain (Ch. 84:10)	525,750	525,000	525,000	755,000
021	Special Restaurant, San Fernando (Ch. 84:10)	592,575	540,000	540,000	590,000
022	Special Restaurant, Elsewhere (Ch. 84:10)	1,936,819	1,900,000	1,900,000	2,000,000
023	Night Bar, Port-of-Spain (Ch. 84:10)	-	-	-	-
024	Night Bar, San Fernando (Ch. 84:10)	-	-	-	-
025	Night Bar, Elsewhere (Ch. 84:10)	4,500	4,500	4,500	4,500
026	Wine Retailers, Port-of-Spain (Ch. 84:10)	27,168	25,000	25,000	40,000
027	Wine Retailers, San Fernando (Ch. 84:10)	5,625	6,750	6,750	5,700
028	Wine Retailers, Elsewhere (Ch. 84:10)	22,941	25,000	25,000	45,000
029	Wine Merchants (Ch. 84:10)	3,037	9,000	9,000	9,000
030	Distillers (Chap. 87:54)	5,000	5,000	5,000	5,000
031	Still Dealers (Ch. 87:54)	-	100	100	5,400
032	Compounders (Ch. 87:54)	3,125	2,000	2,500	3,100
033	Methylated Spirits (Chap. 87:54)	1,600	1,550	5,000	1,600
034	Medicinal Spirits (Chap. 87:54)	50	50	50	50
035	Vinegar Manufacturers (Chap. 87:54)	250	500	500	500
036	Bay Rum and Perfumed Spirits (Chap. 87:54)	875	1,000	1,500	1,500
037	Brewers (Chap. 87:52)	4,000	4,000	4,000	4,000
038	Clubs (Chap. 21:01)	915,200	950,000	950,000	1,500,000
		9,549,009	9,692,200	9,698,900	11,391,350
JMI	CHIEF MAGISTRATE JUDICIARY - MAGISTRACY				
001	Occasional (Chap. 84:10)	600,015	730,000	770,000	659,000
002	Transfer Fees (Chap. 84:10)	3,903	4,600	4,600	8,000
		603,918	734,600	774,600	667,000
	Sub-Head Total	10,152,927	10,426,800	10,473,500	12,058,350

Trinidad and Tobago

Head 03 - TAXES ON GOODS AND SERVICES

Sub-Head / Receiver / Item / Sub-Item		2010 Actual	2011 Estimates	2011 Revised Estimates	2012 Estimates
05	Motor Vehicles Taxes and Duties (Chap. 48:50)	\$	\$	\$	\$
FN2	CHAIRMAN BOARD OF INLAND REVENUE MINISTRY OF FINANCE				
001	Motor Vehicles Taxes (Ch. 48:50)	290,927	2,631,650	650,000	1,200,000
003	Tax on transfer of Used Motor Vehicles (Ch. 48:50)	44,836,410	45,000,000	49,000,000	53,600,000
		45,127,337	47,631,650	49,650,000	54,800,000
FN3	COMPTROLLER OF CUSTOMS AND EXCISE MINISTRY OF FINANCE				
001	Motor Vehicles Taxes (Ch. 48:50)	251,352,672	242,500,000	231,000,000	263,500,000
TP2	TRANSPORT COMMISSIONER MINISTRY OF TRANSPORT				
001	Motor Vehicles Licences (Ch. 48:50)	31,257	-	-	-
002	3-year Driving Permits (Ch. 48:50)	22,061,105	4,200,000	100,000	95,000
003	1-year Driving Permits (Ch. 48:50)	198,090	100,000	77,400	100,000
004	Provisional Driving Permits (Ch. 48:50)	1,212,430	3,500,000	1,535,000	1,500,000
005	Conductors' Permits (Ch. 48:50)	-	10,000	-	-
006	Duplicate Permits (Ch. 48:50)	657,820	913,000	850,000	755,000
007	Taxi Drivers' Licences (Ch. 48:50)	114,740	238,000	104,000	60,000
008	Examination of Drivers (Ch. 48:50)	7,052,685	7,750,000	7,750,000	7,800,000
009	Road Permits (Ch. 48:50)	588,849	510,000	800,000	830,000
010	Inspection Fees (Ch. 48:50)	7,687,030	8,400,000	10,000,000	10,000,000
011	Driving Certificates (Ch. 48:50)	708,012	748,000	825,500	930,000
012	Dealers' Licences (Ch. 48:50)	530,740	2,315,000	1,182,000	1,300,000
013	Registration of Motor Vehicles (Ch. 48:50)	1,698,150	2,794,000	2,280,500	2,400,000
014	Certified Extracts of Register (Ch. 48:50)	2,463,660	3,080,000	4,503,200	5,250,000
015	Changes of Ownership (Ch. 48:50)	329,830	360,000	360,000	360,000
016	Amendments to Register (Ch. 48:50)	870,855	700,000	902,420	995,000
017	Other Vehicles (Ch. 48:50)	2,253	-	9,900	-
018	Examination Study Guides (Ch. 48:50)	272,540	370,000	260,000	375,000
019	Refund of Travelling Expenses	104,250	81,000	103,550	105,000
020	Miscellaneous	1,357	-	300	-
021	Priority Bus Route - Toll Charge (Ch. 48:50)	1,318,100	1,440,000	106,400	110,000
022	Licence Endorsements (Ch. 48:50)	133,060	185,000	195,430	185,000
023	Processing of H-Vehicles Applications (Ch. 48:50)	119,520	110,000	120,000	110,000
024	Certified Extract of Inspector's Report (Ch. 48:50)	-	31,850	1,300	-
	Motor Vehicles Taxes and Duties (Chap. 48:50) Carried Forward	344,636,342	327,967,500	312,716,900	351,560,000

Trinidad and Tobago

Head 03 - TAXES ON GOODS AND SERVICES

Sub-Head / Receiver / Item / Sub-Item		2010 Actual	2011 Estimates	2011 Revised Estimates	2012 Estimates
05	Motor Vehicles Taxes and Duties (Chap. 48: 50) - Brought Forward	\$ 344,636,342	\$ 327,967,500	\$ 312,716,900	\$ 351,560,000
025	Renewal of Taxi Driver Licence / Badge (Ch. 48: 50)	158,475	125,000	245,000	250,000
026	Application for Maxi-Taxi Licence (Ch. 48: 53)	94,100	110,000	90,900	150,000
031	5 Year Driving Permits (Ch48: 50)	30,469,000	56,500,000	78,531,000	82,000,000
032	4 Year Driving Permits (Ch 48: 50)	65,120	4,400,000	121,300	117,000
033	2 Year Driving Permits (Ch 48: 50)	29,640	4,400,000	62,000	45,000
034	Subsequent Duplicate of a Licence or Permit (Ch 48: 50)	27,110	220,000	76,500	70,000
035	Duplicate Licence\Badge for Taxi Drivers(Ch 48: 50)	5,240	210,000	10,400	10,000
036	Subsequent Duplicate Licence/Badge for Taxi Drivers (Ch 48: 50)	300	44,000	900	2,500
		79,005,318	103,844,850	111,204,900	115,904,500
	Sub-Head Total	375,485,327	393,976,500	391,854,900	434,204,500
06	Other				
ENI	PERMANENT SECRETARY MINISTRY OF ENERGY AND ENERGY AFFAIRS				
001	Marketing Licences (Retail at Petrol Stations, etc) (Chap. 62: 01)	57,300	120,000	120,000	82,000
002	Exploration and Production Licences (Chap. 62: 01)	-	-	-	-
003	Pipe Lines Licences (Ch. 62: 01)	5,500	9,500	9,500	3,000
004	Transfer Fee (Chap. 62: 01)	-	-	-	10,000
005	Lease Operators - Sub-Licences (Chap. 62: 01)	-	1,000	1,000	1,000
006	Marketing Licences for Petroleum By-products (Chapter 62: 01)	3,700	3,500	7,600	8,000
007	Transportation Licences (Chapter 62: 01)	-	-	-	-
008	Farm Out Operations - Sub Licences (Chap. 62: 01)	-	-	-	-
009	Petrochemical Licences (Chap. 62: 01)	850	850	850	-
010	Application Fees - Compressed Natural Gas Licences (Chapter 62: 01)	2,500	4,000	4,000	7,000
011	Compressed Natural Gas Service Licence (Chapter 62: 01)	1,000	1,000	3,000	5,000
012	Compressed Natural Gas Marketing Licence (Chapter 62: 01)	4,000	7,000	8,000	12,000
	Other				
	Carried Forward	74,850	146,850	153,950	128,000

Trinidad and Tobago

Head 03 - TAXES ON GOODS AND SERVICES

Sub-Head / Receiver / Item / Sub-Item		2010 Actual	2011 Estimates	2011 Revised Estimates	2012 Estimates
06	Other	\$	\$	\$	\$
	- Brought Forward	74,850	146,850	153,950	128,000
013	Compressed Natural Gas Consumer Refuelling (Chapter 62:01)	-	-	-	50,000
014	Exploration and Production Private Petroleum Rights Licences (Chap. 62:01)	-	-	-	-
015	Liquefaction of Natural Gas Licences (Chap. 62:01)	-	-	-	-
016	Marketing of Liquefied Natural Gas and Natural Gas Liquid Licences (Chap. 62:01)	-	-	-	-
017	Marketing Licences Fees for Bunkering (Chap. 62:01)	24,000	-	-	-
		98,850	146,850	153,950	178,000
FN2	CHAIRMAN BOARD OF INLAND REVENUE MINISTRY OF FINANCE				
001	Auctioneers (Chap. 84:03)	5,000	4,500	8,000	9,000
004	Tax Clearance Certificates (Ch. 75:01 and Ch. 75:06)	736,736	675,000	890,000	1,200,000
005	Moneylenders (Chap. 84:04)	69,000	55,150	70,000	75,000
006	Pawnbrokers (Chap. 84:05)	33,200	27,500	65,000	27,500
015	Hotel Room Tax (Chap. 77:01)	46,157,636	53,845,100	43,000,000	43,000,000
019	Transaction Tax on Financial Services (Chap. 77:01)	53,230,421	56,477,900	56,477,900	57,000,000
020	Insurance Premium Tax (Chap. 77:01)	166,722,062	167,840,000	167,840,000	169,000,000
021	Club Gaming Tax (Chap. 21:01)	25,788,640	25,064,200	53,000,000	53,000,000
		292,742,695	303,989,350	321,350,900	323,311,500
FN3	COMPTROLLER OF CUSTOMS AND EXCISE MINISTRY OF FINANCE				
003	Dealers Licences- Wireless Telegraphy (Chap. 26:27)	-	-	-	-
004	Copra Manufacturers (Chap. 64:30)	150	-	300	150
		150	-	300	150
FP1	PERMANENT SECRETARY MINISTRY OF FOOD PRODUCTION, LAND AND MARINE AFFAIRS				
001	Veterinary Surgeons' Registration Fees(Chap. 67:04)	150	500	500	750
HE1	PERMANENT SECRETARY MINISTRY OF HEALTH				
002	Private Hospitals (Chap. 29:03)	8,750	10,500	12,300	10,500
	Other				
	Carried Forward	292,850,595	304,147,200	321,517,950	323,500,900

Trinidad and Tobago

Head 03 - TAXES ON GOODS AND SERVICES

Sub-Head / Receiver / Item / Sub-Item		2010 Actual	2011 Estimates	2011 Revised Estimates	2012 Estimates
06	Other - Brought Forward	\$ 292,850,595	\$ 304,147,200	\$ 321,517,950	\$ 323,500,900
003	Application for Registration of a Pesticide (Ch. 30:03)	49,626	38,000	41,500	38,000
004	Application for a Licence to import a Pesticide (Ch. 30:03)	36,100	35,000	39,550	38,000
005	Application for licensing of premises for Pesticides (Ch. 30:03)	345,250	300,000	330,000	300,000
006	Application for Shopkeeper licence to sell drugs (Chap. 29:52)	49,570	50,000	44,000	50,000
		-----	-----	-----	-----
HS1	PERMANENT SECRETARY MINISTRY OF HOUSING AND THE ENVIRONMENT	489,296	433,500	467,350	436,500
001	Sawmills (Chap 66:02)	184,000	196,000	314,000	343,000
002	Wild Animals and Birds (Chap 67:01)	544,327	400,000	486,100	400,000
003	Removal Permits (Forestry) (Chap 66:01)	91,481	100,000	85,600	85,000
004	Bulk Timber Removal Permits (Chap. 66:01)	350	500	36,500	82,000
005	Log Haulage Permits (Chap. 66:02)	19,200	21,000	22,600	35,000
006	Owner/Operator Furniture Shop Permits (Chap. 66:02)	52,000	50,000	55,000	55,000
		-----	-----	-----	-----
JM1	CHIEF MAGISTRATE JUDICIARY - MAGISTRACY	891,358	767,500	999,800	1,000,000
001	Bailiffs (Chap. 63:50)	-	-	-	-
002	Cinema (Chap. 20:10)	4,860	15,000	5,000	15,000
003	Explosives (Chap. 16:02)	42,750	65,000	65,000	70,000
004	Sale of Old Metal and Marine Stores (Chap. 84:07)	11,000	14,000	14,000	14,000
005	Hucksters and Pedlars (Ch. 84:09)	2,950	4,000	2,000	5,000
006	Precious Metals and Stones (Chap. 84:06)	73,650	80,000	80,000	90,000
007	Produce - Sale of (Chap. 63:52)	-	1,500	28,600	30,000
008	Theatres and Dance Halls (Chap. 21:03)	80,400	85,000	85,000	90,000
009	Tourist Guides (Chap. 11:02)	600	1,000	1,300	2,000
010	Commissioner of Affidavits (Chap. 6:52)	9,900	11,000	10,100	11,000
		-----	-----	-----	-----
JS1	REGISTRAR JUDICIARY - SUPREME COURT	226,110	276,500	291,000	327,000
001	Bailiffs - (Ch. 4:61 - Act No. 58 of 2000)	49,250	70,000	75,000	80,000
Other Carried Forward		294,497,859	305,684,200	323,338,800	325,333,900

Trinidad and Tobago

Head 03 - TAXES ON GOODS AND SERVICES

Sub-Head / Receiver / Item / Sub-Item		2010 Actual	2011 Estimates	2011 Revised Estimates	2012 Estimates
06	Other - Brought Forward	\$ 294,497,859	\$ 305,684,200	\$ 323,338,800	\$ 325,333,900
NS2	CHIEF IMMIGRATION OFFICER MINISTRY OF NATIONAL SECURITY				
001	Departure Tax - Ports other than Airports (Ch. 77:01)	434,200	465,000	465,000	500,000
NS3	COMMISSIONER OF POLICE TRINIDAD AND TOBAGO POLICE SERVICE				
001	Firearms and Ammunition (Chap.16:01)	2,404,555	4,200,000	2,917,000	2,700,000
PUI	PERMANENT SECRETARY MINISTRY OF PUBLIC UTILITIES				
007	Housing Electricians (Chap 54:71)	117,550	141,000	82,000	141,000
TP3	DIRECTOR MARITIME SERVICES MINISTRY OF TRANSPORT				
001	Certificates of Competence (Ch. 50:08)(Ch. 50:10)	111,440	95,000	125,000	170,000
002	Droggers (Ch. 50:07)	343,673	282,000	342,000	370,000
003	Motor Launches (Ch. 50:08)	101,300	100,000	100,000	100,000
004	Pleasure Boats (Ch. 50:06)	-	-	600	-
005	Registration of Ships (Ch. 50:10)	35,378	24,000	50,000	60,000
006	Safety Certificates (Ch. 50:10)	121,500	100,000	200,000	230,000
007	Security Certificates (Ch. 50:10)	61,499	38,000	75,000	85,000
008	Boatmasters and Boat Engineers Licences (Ch. 50:10)	1,000	-	31,000	50,000
		775,790	639,000	923,600	1,065,000
TRI	PERMANENT SECRETARY MINISTRY OF TRADE AND INDUSTRY				
001	Betting Office Licences (Chap.11:19)	650,000	700,000	700,000	700,000
002	Betting Office Permit (Chap.11:19)	6,750	7,000	6,500	7,000
		656,750	707,000	706,500	707,000
	Sub-Head Total	298,886,704	311,836,200	328,432,900	330,446,900

Trinidad and Tobago

Head 03 - TAXES ON GOODS AND SERVICES

Sub-Head / Receiver / Item / Sub-Item		2010 Actual	2011 Estimates	2011 Revised Estimates	2012 Estimates
07	Value Added Tax	\$	\$	\$	\$
FN2	CHAIRMAN BOARD OF INLAND REVENUE MINISTRY OF FINANCE				
001	Value Added Tax (Ch. 75:06)	6,032,276,910	6,405,133,200	4,673,400,000	6,497,604,000
	Sub-Head Total	6,032,276,910	6,405,133,200	4,673,400,000	6,497,604,000
08	Alcohol and Tobacco Taxes				
FN3	COMPTROLLER OF CUSTOMS AND EXCISE MINISTRY OF FINANCE				
001	Alcoholic and Other Beverages Tax (Chap 77:01)	-	-	-	-
002	Tobacco Tax (Ch. 77:01)	2,422,597	2,385,000	2,385,000	2,430,000
	Sub-Head Total	2,422,597	2,385,000	2,385,000	2,430,000

Trinidad and Tobago

Head 04 - TAXES ON INTERNATIONAL TRADE

Sub-Head / Receiver / Item / Sub-Item		2010 Actual	2011 Estimates	2011 Revised Estimates	2012 Estimates
01	Import Duties	\$ 1,904,677,247	\$ 2,100,999,000	\$ 2,101,000,000	\$ 2,248,039,000
02	Other	802,277	40,000	40,000	40,000
Total		1,905,479,524	2,101,039,000	2,101,040,000	2,248,079,000

Estimates 2012	2,248,079,000
Revised Estimates 2011	2,101,040,000
Increase	<u>147,039,000</u>

Sub-Head / Receiver / Item / Sub-Item		2010 Actual	2011 Estimates	2011 Revised Estimates	2012 Estimates
01	Import Duties	\$	\$	\$	\$
FN3	COMPTROLLER OF CUSTOMS AND EXCISE MINISTRY OF FINANCE				
001	Import Duties (Chap. 78:01)	1,899,079,010	2,100,000,000	2,100,000,000	2,247,000,000
002	Stamp Duty on Bills of Entry	14,235	14,000	-	14,000
004	Special Tax - Household Effects (Ch. 77:01)	812,410	920,000	920,000	950,000
005	Import Surcharge (Ch. 77:01)	4,771,592	65,000	80,000	75,000
Sub-Head Total		1,904,677,247	2,100,999,000	2,101,000,000	2,248,039,000
02	Other				
FN3	COMPTROLLER OF CUSTOMS AND EXCISE MINISTRY OF FINANCE				
001	Miscellaneous	-	-	-	-
Other Carried Forward		-	-	-	-

Trinidad and Tobago

Head 04 - TAXES ON INTERNATIONAL TRADE

Sub-Head / Receiver / Item / Sub-Item		2010 Actual	2011 Estimates	2011 Revised Estimates	2012 Estimates
002	Anti-dumping Duty (Ch. 78:05)	\$ 802,277	\$ 40,000	\$ 40,000	\$ 40,000
003	Countervailing Duty (Ch. 78:05)	-	-	-	-
	Sub-Head Total	802,277	40,000	40,000	40,000

Trinidad and Tobago

Head 05 - OTHER TAXES

Sub-Head / Receiver / Item / Sub-Item		2010 Actual	2011 Estimates	2011 Revised Estimates	2012 Estimates
		\$	\$	\$	\$
FN2	CHAIRMAN BOARD OF INLAND REVENUE MINISTRY OF FINANCE				
01	Stamp Duties (Chap. 76:01)	171,557,489	180,500,000	180,500,000	184,000,000
Total		171,557,489	180,500,000	180,500,000	184,000,000

Estimates 2012	184,000,000
Revised Estimates 2011	180,500,000
Increase	<u>3,500,000</u>

Trinidad and Tobago

Head 06 - PROPERTY INCOME

Sub-Head / Receiver / Item / Sub-Item		2010 Actual	2011 Estimates	2011 Revised Estimates	2012 Estimates
		\$	\$	\$	\$
01	Rental Income	10,192,460	12,023,030	6,571,500	9,032,530
02	Interest Income	121,501,761	45,788,900	27,670,110	36,161,410
03	Royalties	1,900,514,127	1,710,238,400	1,980,570,700	1,952,661,430
04	Profits from Non-Financial Enterprises	1,165,103,825	1,377,048,500	1,255,914,260	1,770,488,620
05	Profits from Public Financial Institutions	921,500,446	233,979,600	488,914,970	258,894,760
06	Other Property Income	907,675,225	709,173,810	705,197,770	708,856,100
Total		5,026,487,844	4,088,252,240	4,464,839,310	4,736,094,850

Estimates 2012	4,736,094,850
Revised Estimates 2011	4,464,839,310
Increase	<u>271,255,540</u>

Sub-Head / Receiver / Item / Sub-Item		2010 Actual	2011 Estimates	2011 Revised Estimates	2012 Estimates
		\$	\$	\$	\$
01	Rental Income				
CD1	PERMANENT SECRETARY MINISTRY OF COMMUNITY DEVELOPMENT				
001	Rental of Booths - Terminal Malls	162,875	200,000	99,000	99,000
ED1	PERMANENT SECRETARY MINISTRY OF EDUCATION				
001	Rental of Rudranath Capildeo Learning Resource Centre	26,750	32,000	50,000	50,000
FP2	COMMISSIONER STATE LANDS MINISTRY OF FOOD PRODUCTION, LAND AND MARINE AFFAIRS				
001	Ground Rents (excluding Quarries, Sand and Gravel Pits (Chapter 57:01))	4,335,740	4,100,000	3,540,400	4,100,000
	Rental Income Carried Forward	4,525,365	4,332,000	3,689,400	4,249,000

Trinidad and Tobago

Head 06 - PROPERTY INCOME

Sub-Head / Receiver / Item / Sub-Item		2010 Actual	2011 Estimates	2011 Revised Estimates	2012 Estimates
		\$	\$	\$	\$
01	Rental Income - Brought Forward	4,525,365	4,332,000	3,689,400	4,249,000
002	Wayleave for oil pipes along roads	-	230	720	230
003	Rents of Access Roads	-	100	100	100
005	Rents of Housing Lots - Trinidad & Tobago Housing Development Corporation (formerly N. H. A.)	24,021	36,000	17,700	22,000
006	Rent of Lands, formerly owned by Caroni (1975) Ltd	1,896,443	1,850,000	840,000	1,800,000
		6,256,204	5,986,330	4,398,920	5,922,330
GY1	PERMANENT SECRETARY MINISTRY OF GENDER, YOUTH AND CHILD DEVELOPMENT				
001	Proceeds from Rental - Chatham Youth Camp	11,650	2,500	4,000	5,000
002	Proceeds from Rental - Persto Praesto Youth Camp	22,670	15,000	10,500	15,000
003	Proceeds from Youth Centres	163,838	230,000	86,000	100,000
		198,158	247,500	100,500	120,000
HS1	PERMANENT SECRETARY MINISTRY OF HOUSING AND THE ENVIRONMENT				
001	Lease Payments/Rents of Government Buildings	1,771,105	850,000	721,000	950,000
002	Rental of Finance Building (Roof Level)	46,575	41,400	41,400	41,400
003	Rental of Vacant Lots	12,528	88,800	-	88,800
		1,830,208	980,200	762,400	1,080,200
SP1	PERMANENT SECRETARY MINISTRY OF SPORT				
001	West Port-of-Spain Regional Park - Proceeds from Rental, etc.	1,774	1,800,000	2,360	500,000
002	Proceeds from St. Paul Street Multi-purpose Complex	24,741	50,000	15,000	24,000
003	Proceeds from Hockey Facility/Indoor Sporting Arena - Tacarigua	283,830	290,000	240,000	270,000
004	Proceeds from Indoor Sporting Arena - Pleasantville	176,505	180,000	102,000	130,000
005	Proceeds from Indoor Sporting Arena - Point Fortin	142,339	135,000	235,000	150,000
006	Proceeds from Indoor Sporting Arena - Maloney	85,032	77,000	85,000	85,000
007	Proceeds from Indoor Sporting Arena - Chaguanas	298,542	280,000	272,000	280,000
008	Proceeds from Ato Boldon Stadium - Couva	141,587	375,000	400	50,000
	Rental Income Carried Forward	9,628,545	10,633,030	6,362,580	8,760,530

Trinidad and Tobago

Head 06 - PROPERTY INCOME

Sub-Head / Receiver / Item / Sub-Item		2010 Actual	2011 Estimates	2011 Revised Estimates	2012 Estimates
		\$	\$	\$	\$
01	Rental Income - Brought Forward	9,628,545	10,633,030	6,362,580	8,760,530
010	Proceeds from Larry Gomes Stadium - Arima	158,715	400,000	920	50,000
011	Proceeds from Mannie Ramjohn Stadium - Marabella	235,131	650,000	-	50,000
012	Proceeds from Dwight Yorke Stadium - Bacolet	91,854	230,000	73,000	100,000
		1,640,050	4,467,000	1,025,680	1,689,000
ST1	PERMANENT SECRETARY MINISTRY OF SCIENCE, TECHNOLOGY AND TERTIARY EDUCATION				
001	Proceeds from Rental - El Dorado Youth Camp	46,210	40,000	71,000	2,000
TP3	DIRECTOR MARITIME SERVICES MINISTRY OF TRANSPORT				
001	Rental of Vessels - Maritime Services	-	10,000	-	10,000
TR1	PERMANENT SECRETARY MINISTRY OF TRADE AND INDUSTRY				
001	Rental of Equipment - Events Centre	32,005	60,000	64,000	60,000
	Sub-Head Total	10,192,460	12,023,030	6,571,500	9,032,530
02	Interest Income				
FNI	COMPTROLLER OF ACCOUNTS MINISTRY OF FINANCE				
001	Interest on Investment				
01	Consolidated Fund	117,116	118,000	118,000	118,000
02	Renewals Fund	-	-	-	-
03	Provident Fund	-	1,000	-	-
		117,116	119,000	118,000	118,000
002	Interest on Floating Balances	345,120	20,000,000	5,000,000	500,000
	Interest Income Carried Forward	462,236	20,119,000	5,118,000	618,000

Trinidad and Tobago

Head 06 - PROPERTY INCOME

Sub-Head / Receiver / Item / Sub-Item		2010 Actual	2011 Estimates	2011 Revised Estimates	2012 Estimates
02	Interest Income - Brought Forward	\$ 462,236	\$ 20,119,000	\$ 5,118,000	\$ 618,000
003	Interest on Loans and Advances COMPTROLLER OF ACCOUNTS				
17	Interest on Loans to Public Servants	7,354,817	8,000,000	8,000,000	8,000,000
19	Loan to Government of Belize - Hurricanes "Carmen" and "Fifi"	331	-	-	650
21	Trinidad and Tobago Mortgage Finance Company Limited	11,212,450	10,806,500	10,806,500	10,376,360
33	Caribbean Development Bank	-	-	-	-
45	Naparima Star Lodge and Pride of Naparima Lodge	-	-	-	-
47	Holy Trinity Cathedral	848	370	370	400
49	Petrotrin - Energy Sector Loan	-	-	-	-
50	Loan to Government of Dominica	470,526	-	469,030	470,000
51	Guarantee of Loans to Students (Student Cess Act, 1989)	-	-	-	-
53	Loan to Government of Grenada	-	2,095,500	2,306,210	2,187,000
63	Loan to Government of Guyana	1,050,582	4,760,530	963,000	4,509,000
64	Trinidad and Tobago Postal Corporation	-	-	-	-
65	National Energy Skills Centre	-	-	-	-
66	Sugar Manufacturing Company Ltd (SMCL)	52,904	-	-	-
		20,142,458	25,662,900	22,545,110	25,543,410
004	Interest on Swap Agreement - Six Fast Patrol Crafts	100,897,067	7,000	7,000	10,000,000
	Sub-Head Total	121,501,761	45,788,900	27,670,110	36,161,410
03	Royalties				
EN1	PERMANENT SECRETARY MINISTRY OF ENERGY AND ENERGY AFFAIRS				
001	Royalty on Oil and Gas (Chap. 62:01)	1,898,863,469	1,700,388,400	1,979,000,000	1,950,959,800
002	Asphalt or Pitch won from the Pitch Lake (Ch. 61:03)	49,504	150,000	12,700	101,630
	Royalties Carried Forward	1,898,912,973	1,700,538,400	1,979,012,700	1,951,061,430

Trinidad and Tobago

Head 06 - PROPERTY INCOME

Sub-Head / Receiver / Item / Sub-Item		2010 Actual	2011 Estimates	2011 Revised Estimates	2012 Estimates
03	Royalties - Brought Forward	\$ 1,898,912,973	\$ 1,700,538,400	\$ 1,979,012,700	\$ 1,951,061,430
003	Quarries, Sand and Gravel Pits (Ch. 61:03)	1,601,154	9,700,000	1,558,000	1,600,000
	Sub-Head Total	1,900,514,127	1,710,238,400	1,980,570,700	1,952,661,430
04	<u>Profits from Non-Financial Enterprises</u>				
FNI	COMPTROLLER OF ACCOUNTS MINISTRY OF FINANCE				
	DIVIDENDS AND SURPLUSES				
001	National Lottery (Chap. 21:04)	205,000,000	199,716,500	215,000,000	235,634,400
FN5	PERMANENT SECRETARY MINISTRY OF FINANCE (INVESTMENT DIVISION)				
002	State Enterprises	960,103,825	1,177,332,000	1,040,914,260	1,534,854,220
	Sub-Head Total	1,165,103,825	1,377,048,500	1,255,914,260	1,770,488,620
05	<u>Profits from Public Financial Institutions</u>				
FNI	COMPTROLLER OF ACCOUNTS MINISTRY OF FINANCE				
	INTEREST, DIVIDENDS AND SURPLUSES				
001	Equity Profits - Central Bank (Ch. 79:02)	920,170,446	225,000,000	478,605,370	250,000,000
FN5	PERMANENT SECRETARY MINISTRY OF FINANCE (INVESTMENT DIVISION)				
001	State Enterprises	1,330,000	8,979,600	10,309,600	8,894,760
	Sub-Head Total	921,500,446	233,979,600	488,914,970	258,894,760

Trinidad and Tobago

Head 06 - PROPERTY INCOME

Sub-Head / Receiver / Item / Sub-Item		2010 Actual	2011 Estimates	2011 Revised Estimates	2012 Estimates
06	<u>Other Property Income</u>	\$	\$	\$	\$
EN1	PERMANENT SECRETARY MINISTRY OF ENERGY AND ENERGY AFFAIRS				
001	Share of Profits from Oil Companies under Production Sharing Contract (Chap 62:01)	900,000,000	700,000,000	700,000,000	700,000,000
FP2	COMMISSIONER STATE LANDS MINISTRY OF FOOD PRODUCTION, LAND AND MARINE AFFAIRS				
001	Premia on Leases (Chap 57:01)	25,600	200,000	99,000	100,000
003	Premia on Reclaimed Lands (Chap 57:01)	-	-	-	-
004	Premia for variations of the User Clauses in Existing Leases (Chap 57:01)	2,123,496	3,000,000	-	3,000,000
		2,149,096	3,200,000	99,000	3,100,000
HS1	PERMANENT SECRETARY MINISTRY OF HOUSING AND THE ENVIRONMENT				
003	Shelter Construction Financing Facility	5,476,476	5,938,510	5,067,000	5,724,400
004	Lease Payment for Former Caroni Lands Sugar Industry	-	-	-	-
005	Interest from the Sale of Government Quarters	49,653	35,300	31,770	31,700
		5,526,129	5,973,810	5,098,770	5,756,100
	Sub-Head Total	907,675,225	709,173,810	705,197,770	708,856,100

Trinidad and Tobago

Head 07 - OTHER NON-TAX REVENUE

Sub-Head / Receiver / Item / Sub-Item		2010 Actual	2011 Estimates	2011 Revised Estimates	2012 Estimates
01	Administrative Fees and Charges	\$ 419,883,829	\$ 584,264,500	\$ 574,475,600	\$ 484,877,000
02	Fines and Forfeitures	45,586,364	43,818,000	66,164,500	69,933,000
03	Pension Contributions	37,427,694	35,877,900	35,441,660	36,045,100
04	Non-Industrial Sales	19,354,371	17,291,770	25,052,820	19,671,050
06	Other (Miscellaneous)	959,536,231	169,410,000	266,939,150	283,479,000
Total		1,481,788,489	850,662,170	968,073,730	894,005,150

Estimates 2012	894,005,150
Revised Estimates 2011	968,073,730
Decrease	<u>74,068,580</u>

Sub-Head / Receiver / Item / Sub-Item		2010 Actual	2011 Estimates	2011 Revised Estimates	2012 Estimates
01	Administrative Fees and Charges	\$	\$	\$	\$
AM1	PERMANENT SECRETARY MINISTRY OF THE ARTS AND MULTICULTURALISM				
001	Fees - National Academy for the Performing Arts	579,874	3,514,100	850,000	1,860,000
AT4	CHIEF STATE SOLICITOR MINISTRY OF THE ATTORNEY GENERAL				
001	State Solicitor	338,721	200,000	459,100	475,000
002	Administrator General (Chap 9:01)	9,946	15,000	42,000	25,000
003	Official Receiver (Chap 9:70;81:01)	-	-	-	-
004	Public Trustee	16,683	9,000	38,000	17,000
		365,350	224,000	539,100	517,000
CD1	PERMANENT SECRETARY MINISTRY OF COMMUNITY DEVELOPMENT				
001	Adult Classes	1,806	4,500	2,000	2,000
	Administrative Fees and Charges Carried Forward	947,030	3,742,600	1,391,100	2,379,000

Trinidad and Tobago

Head 07 - OTHER NON-TAX REVENUE

Sub-Head / Receiver / Item / Sub-Item		2010 Actual	2011 Estimates	2011 Revised Estimates	2012 Estimates
01	Administrative Fees and Charges - Brought Forward	\$ 947,030	\$ 3,742,600	\$ 1,391,100	\$ 2,379,000
EB1	CHIEF ELECTION OFFICER ELECTIONS AND BOUNDARIES COMMISSION				
001	Fees for the replacement of Identification Cards (Chap 2:01)	301,620	300,000	300,000	300,000
ED1	PERMANENT SECRETARY MINISTRY OF EDUCATION				
001	Education Extension Services	12,000	-	-	-
003	Sale of Handwork and Publications	2,220	3,000	500	1,000
004	External Examination - Local Fees for Candidates	399,691	230,000	450,000	500,000
006	Polytechnic Registration	2,331	2,000	2,200	2,500
007	Polytechnic Tuition	7,608	6,500	7,400	7,500
008	Polytechnic Laboratory	1,930	2,200	1,900	2,000
012	Registration of Teachers	11,780	14,000	11,000	13,000
013	Examination Fees not elsewhere classified	45,304	50,000	50,000	50,000
014	Sale of Dictionary of Occupational Titles	1,100	1,200	1,100	1,100
015	Fees - Certified Examinations Statements & Transcripts	84,873	90,000	86,000	87,000
016	Textbook Rental Programme - Fees	52,405	40,000	36,000	40,000
		621,242	438,900	646,100	704,100
EN1	PERMANENT SECRETARY MINISTRY OF ENERGY AND ENERGY AFFAIRS				
001	Petroleum Testing Laboratory	-	-	-	-
002	Fees for Competitive Bidding - Petroleum (Ch. 62:01)	8,378,240	12,000,000	4,778,900	1,500,000
004	Oil Impost (Chap. 62:01, Sec. 72-74)	90,548,196	117,942,300	99,135,800	147,946,000
006	Signature Bonuses-Competitive Bidding (Chap 62:01)	-	120,000,000	171,343,900	12,000,000
007	Application Fees - Exploration & Production Licences (Ch. 62:01)	-	-	-	-
008	Application Fees - Petrochemical Licences (Chap 62:01)	-	-	3,200	-
009	Application Fees - Lease Operators (Chap 62:01)	-	-	-	-
010	Fees for Competitive Bidding - Quarries (Ch. 61:03)	-	-	-	250,000
011	Application Fees - Bids for Wholesale Marketing Licences (Chap 62:01)	4,000	-	-	-
	Administrative Fees and Charges Carried Forward	100,800,328	254,423,800	277,599,000	165,079,100

Trinidad and Tobago

Head 07 - OTHER NON-TAX REVENUE

Sub-Head / Receiver / Item / Sub-Item		2010 Actual	2011 Estimates	2011 Revised Estimates	2012 Estimates
		\$	\$	\$	\$
01	Administrative Fees and Charges - Brought Forward	100,800,328	254,423,800	277,599,000	165,079,100
013	Fees - Miscellaneous	94,000	50,000	2,600	-
014	Production Bonus-North Coast Marine Area 1 (NCMA1)	-	-	-	-
015	Production Bonuses - Other Companies	-	-	-	-
016	Bunkering Company Licence Fee (Ex-vessel and Ex-wharf) (Chap. 62:01)	76,020	100,800	25,700	100,800
017	Bunkering Vessel Inspection Fee (Ex-vessel) (Ch. 62:01)	12,663	18,900	12,900	18,900
018	Facility Inspection Fee (Ex-wharf)(Ch. 62:01)	18,963	25,200	-	25,200
		99,132,082	250,137,200	275,303,000	161,840,900
FA1	PERMANENT SECRETARY MINISTRY OF FOREIGN AFFAIRS AND COMMUNICATIONS				
002	Diplomatic Mail Service Charge (Chapter 77:01)	2,037,944	2,258,000	1,900,000	2,300,000
004	Examination Fees	-	-	-	-
005	Censor Cinematograph Film	40,113	35,000	35,000	40,000
		2,078,057	2,293,000	1,935,000	2,340,000
FN1	COMPTROLLER OF ACCOUNTS MINISTRY OF FINANCE				
001	Licence Fees - Financial Institutions other than Commercial Banks	30	2,000	-	-
FN2	CHAIRMAN BOARD OF INLAND REVENUE MINISTRY OF FINANCE				
001	Cinematograph Arrangement Fee (Chap 77:03 Sec 10)	-	1,500	-	-
002	Warden's Search Fees	52,279	50,000	53,000	58,000
003	Pension Plan - Registration Fee (Ch. 84:01)	180	500	500	500
		52,459	52,000	53,500	58,500
FN3	COMPTROLLER OF CUSTOMS AND EXCISE MINISTRY OF FINANCE				
001	Comptroller of Customs and Excise (Ch. 78:01)	12,814,839	12,500,000	8,200,000	12,990,000
002	Processing of Bills of Sight (Ch. 78:01)	449,144	645,000	600,000	743,500
003	Container Processing Fees (Ch. 78:01)	37,546,300	41,000,000	37,000,000	38,800,000
	Administrative Fees and Charges Carried Forward	153,942,803	311,110,700	325,428,700	220,156,000

Trinidad and Tobago

Head 07 - OTHER NON-TAX REVENUE

Sub-Head / Receiver / Item / Sub-Item		2010 Actual	2011 Estimates	2011 Revised Estimates	2012 Estimates
01	Administrative Fees and Charges - Brought Forward	\$ 153,942,803	\$ 311,110,700	\$ 325,428,700	\$ 220,156,000
004	Customs Declaration Transaction User Fee (Chap 78:01)	-	-	-	-
		50,810,283	54,145,000	45,800,000	52,533,500
FN4	SUPERVISOR OF INSURANCE MINISTRY OF FINANCE				
002	Registration Fees - Insurance Act, 1980 (Ch. 84:01)	10,900	-	700	-
FP1	PERMANENT SECRETARY MINISTRY OF FOOD PRODUCTION, LAND AND MARINE AFFAIRS				
001	Agriculture-Examiner of Animals (Ch. 67:02)	4,315	4,000	9,000	4,000
002	Veterinary Officers' Fees (Ch. 67:04)	12,144	16,000	12,000	15,600
003	Dogs and Cats Quarantine Stn. Quarantine Fees (Ch. 67:02)	97,628	110,000	50,000	110,000
004	Laboratory Fees	26,863	45,000	32,000	65,000
005	Import Permits (Ch. 67:02)	83,500	75,000	100,000	100,000
006	Registration Fees - Praedial Larceny	1,820	2,000	1,000	1,500
007	Export Permits (Ch. 67:02)	26,620	26,000	26,000	26,000
008	Horses Quarantine Station, Quarantine Fees	16,590	20,000	69,000	100,000
		269,480	298,000	299,000	422,100
FP2	COMMISSIONER STATE LANDS MINISTRY OF FOOD PRODUCTION, LAND AND MARINE AFFAIRS				
001	Commissioner of State Lands Search Fees	-	-	-	-
002	Miscellaneous	-	1,000	2,000	1,000
003	Licence Fee for Land Reclamation (Ch. 57:01)	-	500	500	500
004	Preparation and Processing of Agreement and Leases (Ch. 57:01)	21,200	100,000	250,000	250,000
005	Processing of Reclamation and Jetty Licences (Ch. 57:01)	-	4,000	-	4,000
006	Approval of Building Plans on Lands subject to State Leases (Ch. 57:01)	3,750	2,000	3,000	5,500
007	Grant of Consent to Assign (Ch. 57:01)	102,527	100,000	150,000	400,000
		127,477	207,500	405,500	661,000
Administrative Fees and Charges Carried Forward		154,350,660	311,616,200	326,133,900	221,239,100

Trinidad and Tobago

Head 07 - OTHER NON-TAX REVENUE

Sub-Head / Receiver / Item / Sub-Item		2010 Actual	2011 Estimates	2011 Revised Estimates	2012 Estimates
01	Administrative Fees and Charges - Brought Forward	\$ 154,350,660	\$ 311,616,200	\$ 326,133,900	\$ 221,239,100
HE1	PERMANENT SECRETARY MINISTRY OF HEALTH				
002	Hospital - Miscellaneous	-	2,000	4,200	2,000
003	Chemist (Ch. 30:01)(Ch. 30:03)	303,805	386,000	400,000	400,000
004	Pathology	-	600	4,000	600
005	Hospital - X-ray Electrical Treatment and Physiotherapy	7,185	5,000	1,000	5,000
006	Hospital - Maintenance of Patients and Operation Fees	48,825	50,000	50,000	50,000
009	Public Health Inspectors Overtime Allowances	-	700	-	-
		359,815	444,300	459,200	457,600
HS1	PERMANENT SECRETARY MINISTRY OF HOUSING AND THE ENVIRONMENT				
001	Fees - San Fernando Hill	309,250	300,000	300,000	400,000
002	Fees - Caroni Swamp	300	3,000	-	500
		309,550	303,000	300,000	400,500
JM1	CHIEF MAGISTRATE JUDICIARY - MAGISTRACY				
001	District and Petty Civil Courts (Chap 4:21)	44,430	135,000	35,000	45,000
002	Magistrates' Courts (Chap 4:20)	130,325	140,000	130,000	137,000
003	Liquor Licences - Application Fees (Chap 84:10)	30,810	41,000	30,000	41,000
004	Magistrates' Notes of Evidence (Chap 4:20)	99,530	92,000	120,000	120,000
		305,095	408,000	315,000	343,000
JS1	REGISTRAR JUDICIARY - SUPREME COURT				
001	Registrar, Supreme Court (Chap 4:01)	1,796,686	1,820,000	2,000,000	2,000,000
002	Commissioner, Workman's Compensation Ordinance (Chap 88:05)	-	3,500	-	2,000
003	Notaries Public Registration Fees (Chap 6:51)	1,000	2,000	-	4,000
004	Marshal (Chap 4:01)	1,694	2,000	7,600	3,000
		1,799,380	1,827,500	2,007,600	2,009,000
	Administrative Fees and Charges Carried Forward	157,124,500	314,599,000	329,215,700	224,449,200

Trinidad and Tobago

Head 07 - OTHER NON-TAX REVENUE

Sub-Head / Receiver / Item / Sub-Item		2010 Actual	2011 Estimates	2011 Revised Estimates	2012 Estimates
01	Administrative Fees and Charges - Brought Forward	\$ 157,124,500	\$ 314,599,000	\$ 329,215,700	\$ 224,449,200
LA1	REGISTRAR GENERAL MINISTRY OF LEGAL AFFAIRS				
001	Registrar General (Chap 19:03)	29,298,947	24,000,000	30,000,000	31,000,000
002	Application for Marriage Officers' Licence (Chap 45:01)	6,250	7,200	6,500	7,200
003	Marriage Officers' Licence Fee (Chap 45:01)	22,000	25,000	31,000	31,000
004	Renewal of Marriage Officers' Licence (Chap 45:01)	10,500	10,000	16,000	16,000
		29,337,697	24,042,200	30,053,500	31,054,200
LA2	CONTROLLER, INTELLECTUAL PROPERTY OFFICE MINISTRY OF LEGAL AFFAIRS				
001	Intellectual Property Fees (Chap 82:75-82:81)	4,661,115	6,000,000	5,000,000	5,100,000
LE1	PERMANENT SECRETARY MINISTRY OF LABOUR AND SMALL AND MICRO ENTERPRISE DEVELOPMENT				
001	Registrar, Trade Unions (Chap 88:02)	25	100	100	100
002	Commissioner of Co-operatives (Chap 81:03)	30	100	100	100
003	Registrar, Friendly Societies (Chap 32:50)	118	100	100	100
		173	300	300	300
LG1	PERMANENT SECRETARY MINISTRY OF LOCAL GOVERNMENT				
001	Miscellaneous	10	-	-	-
NS1	PERMANENT SECRETARY MINISTRY OF NATIONAL SECURITY				
001	Naturalisation Certificates (Chap 1:50)	23,420	30,000	20,000	30,000
002	Registration as a Citizen (Chap 1:50)	432,050	350,000	350,000	415,000
003	Work Permits - Application Fees (Chap 18:01)	4,749,600	4,500,000	3,800,000	4,500,000
004	Work Permits - Duration Fees (Chap 18:01)	29,101,200	32,000,000	24,000,000	32,000,000
005	Travelling Salesmen - Permit Fees (Chap 18:01)	62,000	20,000	85,000	65,000
006	Certificate of Residence (Chap 18:01)	330,000	320,000	390,000	391,000
	Administrative Fees and Charges Carried Forward	225,821,765	381,861,500	392,914,500	298,004,700

Trinidad and Tobago

Head 07 - OTHER NON-TAX REVENUE

Sub-Head / Receiver / Item / Sub-Item		2010 Actual	2011 Estimates	2011 Revised Estimates	2012 Estimates
		\$	\$	\$	\$
01	Administrative Fees and Charges - Brought Forward	225,821,765	381,861,500	392,914,500	298,004,700
007	Trinidad and Tobago Forensic Science Centre-Fees for Services (Chap 7:02)	17,190	15,000	10,000	10,000
008	Overseas Missionary Permits (Chap 18:01)	109,500	110,000	190,000	110,000
		34,824,960	37,345,000	28,845,000	37,521,000
NS2	CHIEF IMMIGRATION OFFICER MINISTRY OF NATIONAL SECURITY				
001	Passport and Permit Fees (Chap 18:01)	49,649,837	60,000,000	45,000,000	42,000,000
002	Immigration - Boarding and Clearing Fees (Chap 18:01)	1,615,300	1,700,000	1,500,000	1,500,000
003	Certificate of Residence under Amnesty Programme - Application Fee (Chap 18:01)	-	-	-	-
005	Restoration of Citizenship - Application Fees (Chap 1:50)	9,832	9,000	9,000	12,000
006	Restoration of Citizenship - Certificate Fees (Chap 1:50)	93,042	40,000	93,000	94,000
007	Issue of Letters confirming Citizenship or Residence (Chap 18:01)	137,767	70,000	135,000	140,000
		51,505,778	61,819,000	46,737,000	43,746,000
NS3	COMMISSIONER OF POLICE TRINIDAD AND TOBAGO POLICE SERVICE				
001	Clothing and Powder Cart	4,965	5,000	1,000	5,000
003	Miscellaneous	5,125,249	6,000,000	5,500,000	5,500,000
004	Fees for lodgement of firearms (Ch. 16:01)	73,580	110,000	87,000	110,000
		5,203,794	6,115,000	5,588,000	5,615,000
NS4	CHIEF FIRE OFFICER MINISTRY OF NATIONAL SECURITY				
001	Special Services (Ch. 35:50)	434,149	450,000	425,000	450,000
002	Examination Fees (Ch. 35:50)	7,600	32,000	-	-
		441,749	482,000	425,000	450,000
PA1	PERMANENT SECRETARY MINISTRY OF PUBLIC ADMINISTRATION				
001	Sale of Airtime - Trinidad Broadcasting Company	102,600	-	-	-
	Administrative Fees and Charges Carried Forward	283,202,376	450,402,500	445,864,500	347,935,700

Trinidad and Tobago

Head 07 - OTHER NON-TAX REVENUE

Sub-Head / Receiver / Item / Sub-Item		2010 Actual	2011 Estimates	2011 Revised Estimates	2012 Estimates
01	Administrative Fees and Charges - Brought Forward	\$ 283,202,376	\$ 450,402,500	\$ 445,864,500	\$ 347,935,700
PL2	DIRECTOR OF STATISTICS MINISTRY OF PLANNING AND THE ECONOMY				
001	Supply of Statistical Information (Ch. 19:02)	15,284	44,000	25,000	44,000
002	Computer Service (C.S.O.) (Ch. 19:02)	45,955	65,000	50,000	65,000
		61,239	109,000	75,000	109,000
PM1	PERMANENT SECRETARY OFFICE OF THE PRIME MINISTER				
003	Computer Service National Information System Centre.	67,800	-	-	-
PUI	PERMANENT SECRETARY MINISTRY OF PUBLIC UTILITIES				
003	Specialized Services - Meteorological Services Division	38,027	50,000	145,000	150,000
004	Government Electrical Inspector's Fees (Ch. 54:72)	5,332,195	5,100,000	4,900,000	5,100,000
005	Water Improvement Rates (Chap 54:41)	130,185,053	124,194,000	122,194,000	130,208,000
		135,555,275	129,344,000	127,239,000	135,458,000
SC1	DIRECTOR OF PERSONNEL ADMINISTRATION SERVICE COMMISSIONS DEPARTMENT				
001	Civil Service Entrance Examination Fees(Ch. 23:01)	295,575	519,000	244,000	558,300
002	Fees for copies of judgement orders by the Police Service Commission (Ch.01:01)	-	-	-	5,000
003	Legal Judgements in favour of Service Commission	-	-	332,300	50,000
		295,575	519,000	576,300	613,300
SP1	PERMANENT SECRETARY MINISTRY OF SPORT				
001	Community Swimming Pools	108,209	120,000	110,000	120,000
TA1	REGISTRAR TAX APPEAL BOARD				
001	Appeal Board (Ch. 4:50)	10	-	-	-
	Administrative Fees and Charges Carried Forward	419,290,484	580,494,500	573,864,800	484,236,000

Trinidad and Tobago

Head 07 - OTHER NON-TAX REVENUE

Sub-Head / Receiver / Item / Sub-Item		2010 Actual	2011 Estimates	2011 Revised Estimates	2012 Estimates
01	Administrative Fees and Charges - Brought Forward	\$ 419,290,484	\$ 580,494,500	\$ 573,864,800	\$ 484,236,000
TP2	TRANSPORT COMMISSIONER MINISTRY OF TRANSPORT				
001	Weighbridge Fees (Chap 48:50)	431,975	3,600,000	450,000	450,000
002	Miscellaneous	-	-	800	-
003	Registration Fee for Testing Station (Chap 48:50)	2,500	2,000	4,000	4,000
004	Renewal Fee for Testing Station (Chap 48:50)	14,000	12,000	20,000	40,000
005	Examiner Certificate Fee (Chap 48:50)	12,300	18,000	2,000	5,000
006	Renewal of Examiner Certificate Fee (Chap 48:50)	13,800	13,000	14,000	15,000
		474,575	3,645,000	490,800	514,000
TP3	DIRECTOR MARITIME SERVICES MINISTRY OF TRANSPORT				
001	Shipping Office Fees (Chap 50:10)	13,620	20,000	15,000	20,000
TR1	PERMANENT SECRETARY MINISTRY OF TRADE AND INDUSTRY				
001	Events Centre - Fees for Service	-	-	-	-
002	Inspectors of Weights and Measures	105,150	105,000	105,000	107,000
		105,150	105,000	105,000	107,000
W11	PERMANENT SECRETARY MINISTRY OF WORKS AND INFRASTRUCTURE				
002	Advertising Fees - Highways Beautification Unit	-	-	-	-
	Sub-Head Total	419,883,829	584,264,500	574,475,600	484,877,000
02	Fines and Forfeitures				
AM1	PERMANENT SECRETARY MINISTRY OF THE ARTS AND MULTICULTURALISM				
001	Penalties and Fines - National Library and Information Services (NALIS) Formerly Central Library	2,847	3,500	-	-
	Fines and Forfeitures Carried Forward	2,847	3,500	-	-

Trinidad and Tobago

Head 07 - OTHER NON-TAX REVENUE

Sub-Head / Receiver / Item / Sub-Item		2010 Actual	2011 Estimates	2011 Revised Estimates	2012 Estimates
02	Fines and Forfeitures - Brought Forward	\$ 2,847	\$ 3,500	\$ -	\$ -
FN1	COMPTROLLER OF ACCOUNTS MINISTRY OF FINANCE				
001	Fines and Penalties under the Financial Institutions Act No 26 of 2008 (Ch. 79:09)	675,000	900,000	-	500,000
FN3	COMPTROLLER OF CUSTOMS AND EXCISE MINISTRY OF FINANCE				
001	Fines and Seizures (Ch. 78:50)(Ch. 78:01)	4,871,297	4,700,000	3,000,000	3,735,000
FN6	PERMANENT SECRETARY MINISTRY OF FINANCE				
001	Penalties - Securities & Exchange Commission (Chap 83:02)	1,007,586	-	3,004,000	1,500,000
IC1	REGISTRAR INDUSTRIAL COURT				
001	Fines (Chap 88:01)	1,000	3,000	-	5,000
JM1	CHIEF MAGISTRATE JUDICIARY - MAGISTRACY				
001	Magistrates' Courts (Chap 4:20)	13,085,814	18,000,000	22,000,000	22,000,000
002	Petty Civil Courts (Chap 4:21)	5,500	218,000	70,000	9,000
003	Poundage Fees (Chap 67:03)	1,905	35,000	4,000	4,000
004	Miscellaneous	586,247	450,000	650,000	650,000
005	Motor Vehicles and Road Traffic (Fixed Penalty) (Amendment) Regulations, 1984 (Ticket System) (Chap 48:52)	21,603,830	16,000,000	32,000,000	36,000,000
		35,283,296	34,703,000	54,724,000	58,663,000
JS1	REGISTRAR JUDICIARY - SUPREME COURT				
001	Supreme Court (Chap 4:01)	68,578	120,000	140,000	140,000
	Fines and Forfeitures Carried Forward	41,909,604	40,429,500	60,868,000	64,543,000

Trinidad and Tobago

Head 07 - OTHER NON-TAX REVENUE

Sub-Head / Receiver / Item / Sub-Item		2010 Actual	2011 Estimates	2011 Revised Estimates	2012 Estimates
02	Fines and Forfeitures - Brought Forward	\$ 41,909,604	\$ 40,429,500	\$ 60,868,000	\$ 64,543,000
002	Poundage Fees (Ch. 04: 01)	64,325	60,000	130,000	130,000
		132,903	180,000	270,000	270,000
NS2	CHIEF IMMIGRATION OFFICER MINISTRY OF NATIONAL SECURITY				
001	Fines (Chap 18: 01)	800	20,000	14,000	20,000
NS4	CHIEF FIRE OFFICER MINISTRY OF NATIONAL SECURITY				
001	Fines (Chap 35: 50)	5,095	-	-	-
NS5	COMMISSIONER OF PRISONS MINISTRY OF NATIONAL SECURITY				
001	Fines (Chap 13: 01)	4,870	8,500	2,500	5,000
TP2	TRANSPORT COMMISSIONER MINISTRY OF TRANSPORT				
001	Fines - Late Registration of Transfer (Used Motor Vehicles)(Ch. 48: 50)	193,870	200,000	350,000	435,000
002	Penalty-Late Renewal of Driving Permits (Ch. 48: 50)	3,407,800	3,100,000	4,800,000	4,800,000
		3,601,670	3,300,000	5,150,000	5,235,000
TP3	DIRECTOR MARITIME SERVICES MINISTRY OF TRANSPORT				
001	Fines - Offences under the Shipping Act No. 24 of 1987 (Chap 50: 10)	-	-	-	-
	Sub-Head Total	45,586,364	43,818,000	66,164,500	69,933,000

Trinidad and Tobago

Head 07 - OTHER NON-TAX REVENUE

Sub-Head / Receiver / Item / Sub-Item		2010 Actual	2011 Estimates	2011 Revised Estimates	2012 Estimates
03	Pension Contributions	\$	\$	\$	\$
FNI	COMPTROLLER OF ACCOUNTS MINISTRY OF FINANCE				
001	Contributions to Widows' and Orphans' Pension Scheme (Chap. 23:54)	938,750	970,000	850,000	925,000
002	Police Service- Contribution to Superannuation Fund (Chap. 23:52)	6,850,338	6,500,000	6,500,000	6,750,000
003	Fire Services - Contribution to Superannuation Fund (Chap. 23:52)	2,417,618	2,265,000	2,265,000	2,250,000
004	Provident Fund Bonus Surrendered and Forfeited (Chap. 23:57)	-	-	-	-
005	Trinidad and Tobago Defence Force - Contribution to Superannuation Fund (Chap. 23:52)	22,075,121	21,500,000	21,500,000	21,500,000
006	Members of Parliament	1,348,092	1,050,000	875,000	1,050,000
007	Heads of Missions (Chap. 17:04)	107,190	118,000	85,000	100,000
008	Officers on Secondment (Chap. 23:52)				
02	University of the West Indies	40,965	61,000	100,000	175,000
03	Public Transport Service Corporation	-	-	-	-
04	Commonwealth Caribbean Regional Secretariat	-	-	-	-
08	Chaguaramas Development Authority	-	-	-	-
09	National Insurance Property Development Company Limited	-	-	-	-
11	Trinidad and Tobago Bureau of Standards	45,664	41,900	45,660	45,600
12	Legal Aid and Advisory Authority	61,452	35,000	35,000	35,000
13	Port Authority of Trinidad and Tobago	-	-	-	-
15	Trinidad and Tobago Unified Teachers' Association	-	-	-	-
16	Airports Authority of Trinidad and Tobago	-	-	-	-
19	Caribbean Examinations Councils	-	10,000	-	-
20	National Institute of Higher Education Research Science and Technology (NIHERST)	-	-	-	-
23	Public Services Association	83,974	-	-	-
26	National Helicopter Services Limited	-	-	-	-
27	Youth Training and Employment Partnership Programme Limited (YTEPP)	-	-	-	-
28	Eric Williams Medical Sciences Complex	-	-	-	-
31	Environmental Management Authority	-	-	-	-
32	National Training Agency	-	-	-	-
33	Trinidad & Tobago Securities & Exchange Commission	30,914	28,500	28,500	28,500
34	Trinidad & Tobago Industrial Development Corporation (TIDCO)	-	-	-	-
	Pension Contributions Carried Forward	34,000,078	32,579,400	32,284,160	32,859,100

Trinidad and Tobago

Head 07 - OTHER NON-TAX REVENUE

Sub-Head / Receiver / Item / Sub-Item		2010 Actual	2011 Estimates	2011 Revised Estimates	2012 Estimates
03	Pension Contributions - Brought Forward	\$ 34,000,078	\$ 32,579,400	\$ 32,284,160	\$ 32,859,100
35	National Agricultural Marketing and Development Corporation (NAMDEVCO)	44,810	105,800	50,800	51,000
36	Central Bank of Trinidad and Tobago	-	-	-	-
37	College of Science Technology and Applied Arts of Trinidad and Tobago	-	-	-	-
38	Asa Wright Nature Centre	-	-	-	-
39	Telecommunications Authority of T & T	71,110	34,700	34,700	35,000
40	University of Trinidad and Tobago (UTT)	360,519	193,000	107,000	135,000
41	Accreditation Council of Trinidad and Tobago (ACTT)	-	-	-	-
		739,408	509,900	401,660	505,100
009	Prison Service - Contribution to Superannuation Fund (Chap. 13: 02)	2,951,177	2,965,000	2,965,000	2,965,000
	Sub-Head Total	37,427,694	35,877,900	35,441,660	36,045,100
04	Non-Industrial Sales				
AM1	PERMANENT SECRETARY MINISTRY OF THE ARTS AND MULTICULTURALISM				
001	National Cultural Council - Sale of Literature	10,888	3,500	4,200	4,500
CD1	PERMANENT SECRETARY MINISTRY OF COMMUNITY DEVELOPMENT				
001	Sale of Goods	275	5,000	4,500	4,500
EB1	CHIEF ELECTION OFFICER ELECTIONS AND BOUNDARIES COMMISSION				
001	Electoral - Sale of Lists (Chap 2: 01)	107,862	50,000	9,000	9,000
002	Electoral - Sale of I.D. Cards and Loss of Original	5,360	-	13,000	-
003	Electoral Sale of Maps (Chap 2: 01)	22,115	20,000	7,000	7,000
	Non-Industrial Sales Carried Forward	146,500	78,500	37,700	25,000

Trinidad and Tobago

Head 07 - OTHER NON-TAX REVENUE

Sub-Head / Receiver / Item / Sub-Item		2010 Actual	2011 Estimates	2011 Revised Estimates	2012 Estimates
04	Non-Industrial Sales - Brought Forward	\$ 146,500	\$ 78,500	\$ 37,700	\$ 25,000
004	Electoral - Sale of Reports (Chap 2:01)	15,194	10,000	1,200	2,500
EN1	PERMANENT SECRETARY MINISTRY OF ENERGY AND ENERGY AFFAIRS	150,531	80,000	30,200	18,500
001	Sale of Reports and Maps	3,205	5,000	19,000	10,500
FN1	COMPTROLLER OF ACCOUNTS MINISTRY OF FINANCE				
	SALE OF GOVERNMENT STORES AND OTHER PROPERTY				
001	Sale of obsolete, redundant and unserviceable Government Stores and Property (Ch. 71:91)	3,108,551	3,000,000	11,000,000	5,000,000
002	Sale of Safes, Vault Doors, etc	-	-	-	-
FN3	COMPTROLLER OF CUSTOMS AND EXCISE MINISTRY OF FINANCE	3,108,551	3,000,000	11,000,000	5,000,000
001	Sale of Spirits Stock Books (Ch. 84:10)	3,700	4,000	4,000	4,000
002	Sale of Certificate Books (Spirit Removal) (Ch. 84:10)	120,522	130,000	115,000	115,000
003	Sale of Certificate Books (Petrol Removal) (Ch. 78:50)	-	15,000	15,000	20,000
004	Sale of Goods	-	-	-	-
FPI	PERMANENT SECRETARY MINISTRY OF FOOD PRODUCTION, LAND AND MARINE AFFAIRS	124,222	149,000	134,000	139,000
001	Sale of Plants and Produce				
01	St. Augustine Station	712,975	700,000	700,000	700,000
02	La Reunion Station	251,404	350,000	250,000	250,000
04	Marper Farm	24,687	30,000	20,000	20,000
		989,066	1,080,000	970,000	970,000
	Non-Industrial Sales Carried Forward	4,386,738	4,322,500	12,161,900	6,147,000

Trinidad and Tobago

Head 07 - OTHER NON-TAX REVENUE

Sub-Head / Receiver / Item / Sub-Item		2010 Actual	2011 Estimates	2011 Revised Estimates	2012 Estimates
04	Non-Industrial Sales - Brought Forward	\$ 4,386,738	\$ 4,322,500	\$ 12,161,900	\$ 6,147,000
004	Central Experimental Station	610,783	600,000	200,000	480,000
005	Extension Services Division	60,027	49,000	80,000	50,000
006	St. Joseph Farm - Trinidad	330,995	290,000	285,000	285,000
008	Fisheries - Sale of Fruits and Produce	-	-	-	-
009	Sale of Apiary Products	20,177	14,000	7,500	15,000
010	Chaguaramas Estate	170	5,000	250	-
012	Chaguaramas Agricultural Development Project	14,614	15,000	15,000	15,000
014	State Lands Development Projects - Sale of Animals	-	-	3,790	-
016	Sale of Drugs	105,290	100,000	86,000	86,000
018	Hillside Station (St Michael Estate)	9,177	7,500	7,900	8,500
021	La Pastora Station (Horticulture Division)	182,401	175,000	160,000	160,000
		2,322,700	2,335,500	1,815,440	2,069,500
FP3	DIRECTOR OF SURVEYS MINISTRY OF FOOD PRODUCTION, LAND AND MARINE AFFAIRS				
001	Hydrographic Unit - Sale of Nautical Documents (Ch. 58:04)	5,660	6,800	4,500	4,500
002	Surveys - Sale of Maps, cadastral information and other related documents (Ch. 58:04)	104,821	140,000	103,500	104,000
003	Sale of Survey Control Information (Ch. 58:04)	7,160	16,000	5,000	7,000
004	Sale of Digital Products (Ch. 58:04)	93,670	250,000	210,000	210,000
		211,311	412,800	323,000	325,500
GY1	PERMANENT SECRETARY MINISTRY OF GENDER, YOUTH AND CHILD DEVELOPMENT				
001	Persto Praesto Estate - Sale of Produce	8,116	8,600	13,710	15,000
002	Chatham Youth Camp	5,760	8,000	2,500	3,000
		13,876	16,600	16,210	18,000
HE1	PERMANENT SECRETARY MINISTRY OF HEALTH				
003	Sale of Stores	2,948,849	2,500,000	1,750,000	2,000,000
HS1	PERMANENT SECRETARY MINISTRY OF HOUSING AND THE ENVIRONMENT				
001	Sale of House Plans	-	20	20	-
	Non-Industrial Sales Carried Forward	8,894,408	8,507,420	15,096,570	9,590,000

Trinidad and Tobago

Head 07 - OTHER NON-TAX REVENUE

Sub-Head / Receiver / Item / Sub-Item		2010 Actual	2011 Estimates	2011 Revised Estimates	2012 Estimates
04	Non-Industrial Sales - Brought Forward	\$ 8,894,408	\$ 8,507,420	\$ 15,096,570	\$ 9,590,000
002	Forests - Miscellaneous	89,013	250,000	120,000	150,000
003	Forests - Sale of Timber and Produce	7,523,199	5,000,000	7,000,000	7,000,000
		7,612,212	5,250,020	7,120,020	7,150,000
IC1	REGISTRAR INDUSTRIAL COURT				
001	Sale of Publications	59,043	38,000	46,700	46,000
JS1	REGISTRAR JUDICIARY - SUPREME COURT				
001	Sale of Annual Index	114,334	200,000	210,000	200,000
LA3	PERMANENT SECRETARY MINISTRY OF LEGAL AFFAIRS				
001	Sale of Publications (Chap. 3:02)	557,746	800,000	500,000	550,000
NS1	PERMANENT SECRETARY MINISTRY OF NATIONAL SECURITY				
001	Prison Industries	59,394	65,000	83,000	70,000
PL1	PERMANENT SECRETARY MINISTRY OF PLANNING AND THE ECONOMY				
002	Sale of Documents	-	50	50	50
PUI	PERMANENT SECRETARY MINISTRY OF PUBLIC UTILITIES				
001	Printing and Stationery	580,019	350,000	265,000	265,000
ST1	PERMANENT SECRETARY MINISTRY OF SCIENCE, TECHNOLOGY AND TERTIARY EDUCATION				
001	El Dorado Youth Camp	13,025	11,300	1,500	-
	Non-Industrial Sales Carried Forward	17,890,181	15,221,770	23,322,820	17,871,050

Trinidad and Tobago

Head 07 - OTHER NON-TAX REVENUE

Sub-Head / Receiver / Item / Sub-Item		2010 Actual	2011 Estimates	2011 Revised Estimates	2012 Estimates
04	Non-Industrial Sales - Brought Forward	\$ 17,890,181	\$ 15,221,770	\$ 23,322,820	\$ 17,871,050
TA1	REGISTRAR TAX APPEAL BOARD				
001	Sale of Publications	-	10,000	-	-
TP2	TRANSPORT COMMISSIONER MINISTRY OF TRANSPORT				
001	Sale of Documents	-	10,000	-	-
002	Sale of Inspection Stickers (Chap. 48:50)	1,412,300	2,000,000	1,680,000	1,750,000
		1,412,300	2,010,000	1,680,000	1,750,000
TP3	DIRECTOR MARITIME SERVICES MINISTRY OF TRANSPORT				
001	Sale of Records	51,890	50,000	50,000	50,000
002	Navigational Aids	-	-	-	-
		51,890	50,000	50,000	50,000
	Sub-Head Total	19,354,371	17,291,770	25,052,820	19,671,050
06	Other (Miscellaneous)				
AG1	ASSISTANT AUDITOR GENERAL AUDITOR GENERAL DEPARTMENT				
	CONTRIBUTION FOR AUDIT ACCOUNTS				
001	Port-of-Spain Corporation	-	100,000	50,000	140,000
002	San Fernando Corporation	-	70,000	50,000	70,000
003	Arima Borough Corporation	41,685	50,000	40,000	50,000
004	Point Fortin Borough Corporation	-	30,000	-	-
005	Agricultural Development Bank	6,151	5,000	95,000	100,000
006	Regional Corporations	228,751	305,000	165,000	230,000
	Other (Miscellaneous) Carried Forward	276,587	560,000	400,000	590,000

Trinidad and Tobago

Head 07 - OTHER NON-TAX REVENUE

Sub-Head / Receiver / Item / Sub-Item		2010 Actual	2011 Estimates	2011 Revised Estimates	2012 Estimates
06	Other (Miscellaneous) - Brought Forward	\$ 276,587	\$ 560,000	\$ 400,000	\$ 590,000
008	Public Transport Service Corporation	54,906	60,000	30,000	60,000
009	Other Authorities	887,914	1,300,000	1,300,000	1,426,000
010	Chaguanas Borough Corporation	-	40,000	40,000	-
		1,219,407	1,960,000	1,770,000	2,076,000
AT4	CHIEF STATE SOLICITOR MINISTRY OF THE ATTORNEY GENERAL				
001	Recovery of Cost	30,823	30,000	125,000	30,000
AT5	PERMANENT SECRETARY MINISTRY OF THE ATTORNEY GENERAL				
001	Recovery of Training Expenses	-	-	-	-
CD1	PERMANENT SECRETARY MINISTRY OF COMMUNITY DEVELOPMENT				
002	Proceeds from Best Village	118,890	100,000	100,000	125,000
ED1	PERMANENT SECRETARY MINISTRY OF EDUCATION				
001	Recoveries of Expenses from Government Scholars - National Scholars	-	-	-	-
EN1	PERMANENT SECRETARY MINISTRY OF ENERGY AND ENERGY AFFAIRS				
001	Seismographic Surveys	5,223,434	25,000,000	13,000,000	15,500,000
002	Surplus Income from the Sale of Petroleum Products (Chap 62:02)	-	-	-	-
003	Charge for relinquishing licensed area (Chap 62:01)	-	-	-	-
		5,223,434	25,000,000	13,000,000	15,500,000
FA1	PERMANENT SECRETARY MINISTRY OF FOREIGN AFFAIRS AND COMMUNICATIONS				
001	Contribution of Overseas Staff towards the Cost of Living Accommodation (Chap. 23:01)	701,446	1,200,000	1,300,000	1,000,000
	Other (Miscellaneous) Carried Forward	7,294,000	28,290,000	16,295,000	18,731,000

Trinidad and Tobago

Head 07 - OTHER NON-TAX REVENUE

Sub-Head / Receiver / Item / Sub-Item		2010 Actual	2011 Estimates	2011 Revised Estimates	2012 Estimates
06	Other (Miscellaneous) - Brought Forward	\$ 7,294,000	\$ 28,290,000	\$ 16,295,000	\$ 18,731,000
FN1	COMPTROLLER OF ACCOUNTS MINISTRY OF FINANCE				
001	Gain on Sale of Investments	625	3,000	650	1,000
002	Recoveries of Overpayments relating to previous years (Chap 69:01)	29,166,669	35,000,000	26,000,000	26,000,000
003	Post Office Savings Bank	-	-	-	-
005	Life Insurance Companies Salary Deduction Plan	542,342	500,000	500,000	500,000
008	Telephone, Telegram and Cablegram Charges	93,429	60,000	60,000	60,000
009	Government Vehicles Insurance Fund	80,000	200,000	80,000	80,000
010	Sundry	9,859,831	15,000,000	5,000,000	5,000,000
011	Unclaimed Deposits	496,911,292	20,000,000	10,000,000	12,000,000
012	In-operative Accounts at Commercial Banks (Chap 79:09)	21,909,440	1,500,000	29,000,000	10,000,000
013	Recoveries of Expenses from Government Scholars	-	1,000	1,000	-
016	Fees - Payment for the use of Caption - "Brokers to the Government of Trinidad and Tobago"	30,000	10,000	10,000	10,000
020	Gain on Treasury Bills	4,763,271	100,000	-	1,000,000
021	Commission Fee - Petrotrin Energy Sector Loan	-	-	-	-
022	Seminar Fees - Venture Capital Incentive Programme	-	-	-	-
023	Net Settlement on Swap Transaction - Loan - Citibank N.A.	379,797,139	60,000,000	170,000,000	200,000,000
024	Commitment Fee-Postal Services Reform Loan No. 44580TR	-	20,000	-	2,000
025	Recovery of Expenses - Items issued to Public Officers for personal use	50,382	1,000	25,000	5,000
		943,204,420	132,395,000	240,676,650	254,658,000
FN3	COMPTROLLER OF CUSTOMS AND EXCISE MINISTRY OF FINANCE				
001	Excise Warehouse (Ch. 78:50)	446,204	470,000	430,000	470,000
FN5	PERMANENT SECRETARY MINISTRY OF FINANCE (INVESTMENT DIVISION)				
002	Recovery of Expenses - National Enterprises Limited (NEL)	144,000	144,000	144,000	144,000
	Other (Miscellaneous) Carried Forward	951,088,624	161,299,000	257,545,650	274,003,000

Trinidad and Tobago

Head 07 - OTHER NON-TAX REVENUE

Sub-Head / Receiver / Item / Sub-Item		2010 Actual	2011 Estimates	2011 Revised Estimates	2012 Estimates
06	Other (Miscellaneous) - Brought Forward	\$ 951,088,624	\$ 161,299,000	\$ 257,545,650	\$ 274,003,000
HS1	PERMANENT SECRETARY MINISTRY OF HOUSING AND THE ENVIRONMENT				
001	Damages and Recovery of Cost - Environmental Management Authority (Chap 35:05)	-	-	-	-
JM1	CHIEF MAGISTRATE JUDICIARY - MAGISTRACY				
001	Costs Recovered	-	-	-	-
NS2	CHIEF IMMIGRATION OFFICER MINISTRY OF NATIONAL SECURITY				
001	Refund of Repatriation Expenses (Chap 18:01)	475	1,000	1,000	1,000
PA1	PERMANENT SECRETARY MINISTRY OF PUBLIC ADMINISTRATION				
001	Recoveries of Expenses from Government Scholars	895,653	500,000	1,800,000	1,800,000
PM1	PERMANENT SECRETARY OFFICE OF THE PRIME MINISTER				
001	Big Dance Band - Divine Echoes	-	-	-	-
PUI	PERMANENT SECRETARY MINISTRY OF PUBLIC UTILITIES				
001	Contribution by West Indian Governments towards Cost of Meteorological Services at Rawinsonde Station, Piarco	-	-	-	50,000
002	Radar Contribution from Caribbean Meteorological Organisation	-	-	-	15,000
		-	-	-	65,000
TP3	DIRECTOR MARITIME SERVICES MINISTRY OF TRANSPORT				
001	Overtime to Maritime Services Division	33,460	40,000	30,000	40,000
	Other (Miscellaneous) Carried Forward	952,018,212	161,840,000	259,376,650	275,909,000

Trinidad and Tobago

Head 07 - OTHER NON-TAX REVENUE

Sub-Head / Receiver / Item / Sub-Item		2010 Actual	2011 Estimates	2011 Revised Estimates	2012 Estimates
06	Other (Miscellaneous) - Brought Forward	\$ 952,018,212	\$ 161,840,000	\$ 259,376,650	\$ 275,909,000
002	Navigational Aids Dues (formerly Operation and Maintenance of Navigational Aids) (Chap. 50:10)	7,450,522	7,500,000	7,500,000	7,500,000
003	Surveys and Examinations (Chap. 50:08)	67,497	70,000	62,500	70,000
004	Overtime to Shipping Master Organisation	-	-	-	-
		7,551,479	7,610,000	7,592,500	7,610,000
W11	PERMANENT SECRETARY MINISTRY OF WORKS AND INFRASTRUCTURE				
001	Forfeiture of Performance Deposit Bond	-	-	-	-
	Sub-Head Total	959,536,231	169,410,000	266,939,150	283,479,000

Trinidad and Tobago

Head 08 - REPAYMENT OF PAST LENDING

Sub-Head / Receiver / Item / Sub-Item		2010 Actual	2011 Estimates	2011 Revised Estimates	2012 Estimates
01	Repayment of Loans by Local Government Bodies	\$ -	\$ -	\$ -	\$ -
03	Repayment of Loans by Public Enterprises	24,275,016	12,280,700	36,373,740	14,210,980
04	Repayment of Loans by Other Enterprises	15,865	15,870	15,870	16,300
06	Repayment of Other Loans	5,401,149	8,431,900	12,204,790	17,836,260
07	Repayment of International Loans	-	-	-	-
Total		29,692,030	20,728,470	48,594,400	32,063,540

Estimates 2012	32,063,540
Revised Estimates 2011	48,594,400
Decrease	<u>16,530,860</u>

Sub-Head / Receiver / Item / Sub-Item		2010 Actual	2011 Estimates	2011 Revised Estimates	2012 Estimates
03	Repayment of Loans by Public Enterprises	\$	\$	\$	\$
FN1	COMPTROLLER OF ACCOUNTS MINISTRY OF FINANCE				
002	Trinidad and Tobago Mortgage Finance Company Limited	6,981,155	8,431,900	7,387,010	7,817,000
025	Trinidad and Tobago Postal Corporation	-	-	-	-
026	Sugar Manufacturing Company Limited (SMCL)	7,882,750	-	17,000,000	-
027	National Energy Skills Centre	-	-	-	-
		14,863,905	8,431,900	24,387,010	7,817,000
HS1	PERMANENT SECRETARY MINISTRY OF HOUSING AND THE ENVIRONMENT				
003	Shelter Construction Financing Facility	9,411,111	3,848,800	11,986,730	6,393,980
Sub-Head Total		24,275,016	12,280,700	36,373,740	14,210,980

Trinidad and Tobago

Head 08 - REPAYMENT OF PAST LENDING

Sub-Head / Receiver / Item / Sub-Item		2010 Actual	2011 Estimates	2011 Revised Estimates	2012 Estimates
04	Repayment of Loans by Other Enterprises	\$	\$	\$	\$
FN1	COMPTROLLER OF ACCOUNTS MINISTRY OF FINANCE				
013	Naparima Star Lodge and Pride of Naparima Lodge	-	-	-	-
015	Holy Trinity Cathedral	15,865	15,870	15,870	16,300
	Sub-Head Total	15,865	15,870	15,870	16,300
06	Repayment of Other Loans				
FN1	COMPTROLLER OF ACCOUNTS MINISTRY OF FINANCE				
006	Government of Belize	13,238	-	-	-
008	Caribbean Development Bank	-	-	-	-
012	Government of Grenada	-	-	5,835,590	5,832,400
013	Government of St. Vincent	-	-	-	-
014	Government of Guyana	1,487,784	8,431,900	4,394,530	10,003,860
015	Shareholder Governments of LIAT (1974) Ltd in the Eastern Caribbean	-	-	-	-
01	Government of Antigua and Barbuda	-	-	-	-
02	Government of Barbados	3,900,127	-	1,974,670	2,000,000
03	Government of St Vincent and The Grenadines	-	-	-	-
		3,900,127	-	1,974,670	2,000,000
	Sub-Head Total	5,401,149	8,431,900	12,204,790	17,836,260
07	Repayment of International Loans				
FN1	COMPTROLLER OF ACCOUNTS MINISTRY OF FINANCE				
001	Business Expansion and Industrial Restructuring Loan-BEIRL	-	-	-	-
	Sub-Head Total	-	-	-	-

Trinidad and Tobago

Head 09 - CAPITAL REVENUE

Sub-Head / Receiver / Item / Sub-Item		2010 Actual	2011 Estimates	2011 Revised Estimates	2012 Estimates
02	Sale of Assets	\$ 2,441,420	\$ 4,095,350	\$ 1,813,000	\$ 4,919,000
07	Unspent Balances Stat. Boards & Similar Bodies	40,784,852	15,000,000	41,000,000	10,000,000
09	Grants	-	2,000,000	243,784,000	2,000,000
10	Extraordinary	20,880,104	-	-	-
11	Transfers From Student Revolving Loan Fund	-	-	-	-
12	Transfers from Funds	166,797,283	-	-	-
Total		230,903,659	21,095,350	286,597,000	16,919,000

Estimates 2012	16,919,000
Revised Estimates 2011	286,597,000
Decrease	<u>269,678,000</u>

Sub-Head / Receiver / Item / Sub-Item		2010 Actual	2011 Estimates	2011 Revised Estimates	2012 Estimates
02	Sale of Assets	\$	\$	\$	\$
FN1	COMPTROLLER OF ACCOUNTS MINISTRY OF FINANCE				
001	Sale of Other Assets	-	-	-	-
FP2	COMMISSIONER STATE LANDS MINISTRY OF FOOD PRODUCTION, LAND AND MARINE AFFAIRS				
001	Sale of Lands, Formerly owned by Caroni (1975) Ltd	1,946,548	900,000	1,813,000	1,800,000
HS1	PERMANENT SECRETARY MINISTRY OF HOUSING AND THE ENVIRONMENT				
001	Sale of Housing Lots Developed by NHA	-	-	-	-
	Sale of Assets Carried Forward	1,946,548	900,000	1,813,000	1,800,000

Trinidad and Tobago

Head 09 - CAPITAL REVENUE

Sub-Head / Receiver / Item / Sub-Item		2010 Actual	2011 Estimates	2011 Revised Estimates	2012 Estimates
02	Sale of Assets - Brought Forward	\$ 1,946,548	\$ 900,000	\$ 1,813,000	\$ 1,800,000
002	Sale of Government Buildings	488,872	2,845,350	-	2,772,000
003	Sale of Quarters of former Defence Officers - Diamond Vale	6,000	350,000	-	347,000
		----- 494,872	----- 3,195,350	----- -	----- 3,119,000
	Sub-Head Total	2,441,420	4,095,350	1,813,000	4,919,000
07	Unspent Balances Stat. Boards & Similar Bodies				
FNI	COMPTROLLER OF ACCOUNTS MINISTRY OF FINANCE				
001	Unspent Balances Stat. Boards & Similar Bodies	40,784,852	15,000,000	41,000,000	10,000,000
	Sub-Head Total	40,784,852	15,000,000	41,000,000	10,000,000
09	Grants				
FNI	COMPTROLLER OF ACCOUNTS MINISTRY OF FINANCE				
001	Grants	-	2,000,000	243,784,000	2,000,000
	Sub-Head Total	-	2,000,000	243,784,000	2,000,000
10	Extraordinary				
FNI	COMPTROLLER OF ACCOUNTS MINISTRY OF FINANCE				
001	Proceeds from Litigation	17,440,104	-	-	-
	Extraordinary Carried Forward	17,440,104	-	-	-

Trinidad and Tobago

Head 09 - CAPITAL REVENUE

Sub-Head / Receiver / Item / Sub-Item		2010 Actual	2011 Estimates	2011 Revised Estimates	2012 Estimates
10	Extraordinary - Brought Forward	\$ 17,440,104	\$ -	\$ -	\$ -
002	Transfer of Balance in Central Bank Account Re: Cooperative Republic of Guyana	-	-	-	-
003	Proceeds from Judgment Debt	3,440,000	-	-	-
		20,880,104	-	-	-
FN2	CHAIRMAN BOARD OF INLAND REVENUE MINISTRY OF FINANCE				
002	Regulated Industries Commission - Deposits of amounts appropriated in the financial years 2006 and 2007	-	-	-	-
	Sub-Head Total	20,880,104	-	-	-
11	Transfers From Student Revolving Loan Fund				
FN1	COMPTROLLER OF ACCOUNTS MINISTRY OF FINANCE				
001	Transfers from Student Revolving Loan Fund	-	-	-	-
	Sub-Head Total	-	-	-	-
12	Transfers from Funds				
FN1	COMPTROLLER OF ACCOUNTS MINISTRY OF FINANCE				
001	Transfer of Balance from the Road Improvement Fund	166,797,283	-	-	-
	Sub-Head Total	166,797,283	-	-	-

Trinidad and Tobago

Head 10 - BORROWING

Sub-Head / Receiver / Item / Sub-Item		2010 Actual	2011 Estimates	2011 Revised Estimates	2012 Estimates
		\$	\$	\$	\$
FN1	COMPTROLLER OF ACCOUNTS MINISTRY OF FINANCE				
01	Domestic	301,339,060	833,000,000	401,655,860	3,000,000,000
02	Foreign	840,632,062	5,136,338,000	987,898,000	3,616,810,000
Total		1,141,971,122	5,969,338,000	1,389,553,860	6,616,810,000

Estimates 2012	6,616,810,000
Revised Estimates 2011	1,389,553,860
Increase	<u>5,227,256,140</u>

ESTIMATES OF REVENUE

TOBAGO

2012

ALSO INCLUDED IN MAIN REVENUE ESTIMATES

ESTIMATES, TOBAGO, FOR 2012

Abstract of Estimated Revenue for the year ending 30 September 2012, Revised Estimates of Revenue, 2011 and Actual Revenue, 2010

Head	2010 Actual	2011 Estimates	2011 Revised Estimates	2012 Estimates
	\$	\$	\$	\$
TAX REVENUE				
01. TAXES ON INCOME AND PROFITS	75,294,600	67,906,000	77,836,000	75,150,000
02. TAXES ON PROPERTY	1,420,411	9,942,000	645,000	856,500
03. TAXES ON GOODS AND SERVICES	48,028,964	51,503,325	39,915,585	52,575,250
04. TAXES ON INTERNATIONAL TRADE	2,308,661	3,026,000	2,264,500	2,510,500
05. OTHER TAXES	3,375,348	4,500,000	3,200,000	4,500,000
TOTAL TAX REVENUE	130,427,984	136,877,325	123,861,085	135,592,250
NON-TAX REVENUE				
06. PROPERTY INCOME	280,854	440,000	236,000	274,000
07. OTHER NON-TAX REVENUE	6,241,020	4,968,050	5,782,490	5,639,100
TOTAL NON-TAX REVENUE	6,521,874	5,408,050	6,018,490	5,913,100
GRAND TOTAL	136,949,858	142,285,375	129,879,575	141,505,350

Head 01 - TAXES ON INCOME AND PROFITS

Sub-Head / Receiver / Item / Sub-Item		2010 Actual	2011 Estimates	2011 Revised Estimates	2012 Estimates
		\$	\$	\$	\$
FN2	CHAIRMAN BOARD OF INLAND REVENUE MINISTRY OF FINANCE				
02	Other Companies (Ch. 75:02)	4,716,750	5,656,000	6,685,000	5,600,000
03	Individuals (Ch. 75:01)	59,790,500	53,000,000	60,800,000	60,000,000
04	Withholding Tax (Ch. 75:01)	438,450	450,000	193,000	450,000
06	National Recovery Impost	-	-	-	-
07	Business Levy (Ch. 75:02)	1,787,000	1,600,000	2,958,000	1,800,000
09	Health Surcharge (Ch. 75:05)	8,561,900	7,200,000	7,200,000	7,300,000
Total		75,294,600	67,906,000	77,836,000	75,150,000

Estimates 2012	75,150,000
Revised Estimates 2011	77,836,000
Decrease	<u>2,686,000</u>

Head 02 - TAXES ON PROPERTY

Sub-Head / Receiver / Item / Sub-Item		2010 Actual	2011 Estimates	2011 Revised Estimates	2012 Estimates
01	Lands and Buildings Taxes (Ch. 76:04)	\$ 1,420,411	\$ 9,942,000	\$ 645,000	\$ 856,500
03	Property Tax	-	-	-	-
Total		1,420,411	9,942,000	645,000	856,500

Estimates 2012					856,500
Revised Estimates	2011	645,000
Increase		<u>211,500</u>

Sub-Head / Receiver / Item / Sub-Item		2010 Actual	2011 Estimates	2011 Revised Estimates	2012 Estimates
01	Lands and Buildings Taxes (Ch. 76:04)	\$	\$	\$	\$
R08	REVENUE OFFICER IV TOBAGO				
001	Lands and Buildings Taxes (Ch. 76:04)	1,420,411	9,942,000	645,000	856,500
Sub-Head Total		1,420,411	9,942,000	645,000	856,500
03	Property Tax				
FN2	CHAIRMAN BOARD OF INLAND REVENUE MINISTRY OF FINANCE				
001	Property Tax (Act No. 18 of 2009)	-	-	-	-
Sub-Head Total		-	-	-	-

Head 03 - TAXES ON GOODS AND SERVICES

Sub-Head / Receiver / Item / Sub-Item		2010 Actual	2011 Estimates	2011 Revised Estimates	2012 Estimates
04	Liquor & Miscellaneous Business Licences & Fees	\$ 887,593	\$ 895,285	\$ 875,485	\$ 919,220
05	Motor Vehicles Taxes and Duties (Chap. 48:50)	4,930,439	3,569,600	1,496,800	2,619,100
06	Other	8,774,000	9,035,440	7,541,700	9,031,930
07	Value Added Tax (Ch. 75:06 - Act No. 37 of 1989)	33,434,865	38,000,000	30,000,000	40,000,000
08	Alcohol and Tobacco Taxes (Ch. 77:01)	2,067	3,000	1,600	5,000
Total		48,028,964	51,503,325	39,915,585	52,575,250

Estimates 2012	52,575,250
Revised Estimates 2011	39,915,585
Increase	12,659,665

Sub-Head / Receiver / Item / Sub-Item		2010 Actual	2011 Estimates	2011 Revised Estimates	2012 Estimates
04	Liquor & Miscellaneous Business Licences & Fees	\$	\$	\$	\$
FN3	COMPTROLLER OF CUSTOMS AND EXCISE MINISTRY OF FINANCE				
003	Spirit Retailers, Towns (Ch. 84:10)	16,200	16,200	16,200	16,200
004	Spirit Retailers, Elsewhere (Ch. 84:10)	130,163	135,000	132,000	135,000
007	Spirit Grocers, Elsewhere (Ch. 84:10)	191,475	192,000	189,900	180,000
008	Spirit Dealers (Ch. 84:10)	2,700	5,400	2,700	5,400
009	Special Hotel up to 15 bedrooms (Ch. 84:10)	13,500	18,000	18,000	18,000
010	Special Hotel, 16-49 bedrooms (Ch. 84:10)	79,875	85,500	85,500	78,750
011	Special Hotel, 50-150 bedrooms (Ch. 84:10)	27,000	33,750	33,750	33,750
012	Special Hotel, more than 150 bedrooms (Ch. 84:10)	-	9,000	-	9,000
013	Hotel Spirit, up to 15 bedrooms (Ch. 84:10)	2,250	6,750	2,250	6,750
014	Hotel Spirit, 16-49 bedrooms (Ch. 84:10)	2,250	2,250	2,250	2,250
015	Hotel Spirit, 50 - 150 bedrooms (Ch. 84:10)	2,250	-	2,250	-
019	Restaurant, Elsewhere (Ch. 84:10)	2,250	6,750	4,500	20,250
022	Special Restaurant, Elsewhere (Ch. 84:10)	334,126	310,000	310,000	337,500
025	Night Bar, Elsewhere (Ch. 84:10)	4,500	4,500	4,500	4,500
028	Wine Retailers, Elsewhere (Ch. 84:10)	845	1,690	1,690	3,375
029	Wine Merchants (Ch. 84:10)	675	675	675	675
Liquor & Miscellaneous Business Licences & Fees Carried Forward		810,059	827,465	806,165	851,400

Head 03 - TAXES ON GOODS AND SERVICES

Sub-Head / Receiver / Item / Sub-Item		2010 Actual	2011 Estimates	2011 Revised Estimates	2012 Estimates
		\$	\$	\$	\$
04	Liquor & Miscellaneous Business Licences & Fees - Brought Forward	810,059	827,465	806,165	851,400
038	Clubs (Chap. 21:01)	32,000	22,500	24,000	22,500
		842,059	849,965	830,165	873,900
JM1	CHIEF MAGISTRATE JUDICIARY - MAGISTRACY				
001	Occasional (Chap. 84:10)	45,200	45,000	45,000	45,000
002	Transfer Fees (Chap. 84:10)	334	320	320	320
		45,534	45,320	45,320	45,320
	Sub-Head Total	887,593	895,285	875,485	919,220
05	Motor Vehicles Taxes and Duties (Chap. 48:50)				
FN2	CHAIRMAN BOARD OF INLAND REVENUE MINISTRY OF FINANCE				
001	Motor Vehicles Taxes (Ch. 48:50)	138,114	20,000	15,000	20,000
003	Tax on Transfer of Used Motor Vehicles (Ch. 48:50)	1,308,820	820,000	850,000	820,000
		1,446,934	840,000	865,000	840,000
FN3	COMPTROLLER OF CUSTOMS AND EXCISE MINISTRY OF FINANCE				
001	Motor Vehicles Taxes (Ch. 48:50)	160,000	160,000	-	-
TP2	TRANSPORT COMMISSIONER MINISTRY OF TRANSPORT				
002	3-year Driving Permits (Ch. 48:50)	2,410,100	200,000	3,660	4,000
003	1-year Driving Permits (Ch. 48:50)	31,445	2,800	3,700	2,800
004	Provisional Driving Permits (Ch. 48:50)	52,790	50,000	40,000	50,000
005	Conductors Permits	-	1,000	-	-
006	Duplicate Permits (Ch. 48:50)	34,570	20,000	26,000	20,000
007	Taxi Drivers' Licences (Ch. 48:50)	1,740	1,200	1,200	1,200
008	Examination of Drivers (Ch. 48:50)	335,175	300,000	240,000	300,000
009	Road Permits (Ch. 48:50)	11,160	17,000	15,000	17,600
010	Inspection Fees (Ch. 48:50)	205,065	175,000	140,000	175,000
011	Driving Certificates (Ch. 48:50)	33,640	27,000	27,000	27,000
	Motor Vehicles Taxes and Duties (Chap. 48:50) Carried Forward	4,722,619	1,794,000	1,361,560	1,437,600

Head 03 - TAXES ON GOODS AND SERVICES

Sub-Head / Receiver / Item / Sub-Item		2010 Actual	2011 Estimates	2011 Revised Estimates	2012 Estimates
05	Motor Vehicles Taxes and Duties (Chap. 48:50) - Brought Forward	\$ 4,722,619	\$ 1,794,000	\$ 1,361,560	\$ 1,437,600
012	Dealers' Licences (Ch. 48:50)	-	1,200	-	1,200
013	Registration of Motor Vehicles (Ch. 48:50)	32,350	33,000	24,000	33,000
014	Certified Extracts of Register (Ch. 48:50)	76,220	55,000	35,000	55,000
015	Changes of Ownership (Ch. 48:50)	8,030	-	4,940	-
016	Amendments to Register (Ch. 48:50)	36,130	30,000	28,000	30,000
018	Examination Study Guides (Ch. 48:50)	24,015	28,000	22,000	28,000
019	Refund of Travelling Expenses	6,800	3,400	3,400	3,400
020	Miscellaneous	-	-	-	-
022	Licence Endorsements (Ch. 48:50)	6,295	5,000	3,000	5,000
023	Processing of H-Vehicles Applications (Ch. 48:50)	5,060	4,500	3,400	4,500
025	Renewal of Taxi Driver Licence/Badge (Ch. 48:50)	12,920	6,500	6,500	6,500
026	Application for Maxi-Taxi Licence (Ch. 48:53)	-	-	-	400
031	5 Year Driving Permits (Ch. 48:50)	-	1,000,000	5,000	1,000,000
032	4 Year Driving Permits (Ch. 48:50)	-	500,000	-	5,000
033	2 Year Driving Permits (Ch. 48:50)	-	100,000	-	1,000
034	Subsequent Duplicate of a licence or permit (Ch. 48:50)	-	6,000	-	6,000
035	Duplicate licence\badge for taxi drivers (Ch. 48:50)	-	2,000	-	2,000
036	Subsequent duplicate licence\badge for taxi drivers (Ch. 48:50)	-	1,000	-	500
		-----	-----	-----	-----
		3,323,505	2,569,600	631,800	1,779,100
	Sub-Head Total	4,930,439	3,569,600	1,496,800	2,619,100
06	Other				
EN1	PERMANENT SECRETARY MINISTRY OF ENERGY AND ENERGY AFFAIRS				
001	Marketing Licences (Retail at Petrol Stations, etc) (Chap. 62:01)	1,800	1,800	1,800	1,800
003	Pipe Lines Licences (Ch. 62:01)	-	-	-	-
006	Marketing Licences for Petroleum By-products (Chapter 62:01)	-	-	-	-
		-----	-----	-----	-----
		1,800	1,800	1,800	1,800
FN2	CHAIRMAN BOARD OF INLAND REVENUE MINISTRY OF FINANCE				
004	Tax Clearance Certificates (Ch. 75:01 and Ch. 75:06)	20,300	16,000	18,000	20,000
	Other				
	Carried Forward	22,100	17,800	19,800	21,800

Head 03 - TAXES ON GOODS AND SERVICES

Sub-Head / Receiver / Item / Sub-Item		2010 Actual	2011 Estimates	2011 Revised Estimates	2012 Estimates
06	Other	\$	\$	\$	\$
	- Brought Forward	22,100	17,800	19,800	21,800
005	Moneylenders (Chap. 84: 04)	500	500	500	1,000
006	Pawnbrokers (Chap. 84: 05)	-	-	-	-
015	Hotel Room Tax (Chap. 77: 01)	6,720,375	7,000,000	5,500,000	7,000,000
019	Transaction Tax on Financial Services (Chap. 77: 01)	142,784	134,000	134,000	134,000
021	Club Gaming Tax (Chap. 21: 01)	1,804,741	1,800,000	1,800,000	1,800,000
		8,688,700	8,950,500	7,452,500	8,955,000
FN3	COMPTROLLER OF CUSTOMS AND EXCISE MINISTRY OF FINANCE				
001	Broadcasting, Receiving and Transmitting Sets (Chap. 36: 02)	-	-	-	-
003	Dealers Licences- Wireless Telegraphy (Chap. 26: 27)	-	-	-	-
		-	-	-	-
HE1	PERMANENT SECRETARY MINISTRY OF HEALTH				
003	Application for Registration of a Pesticide (Ch. 30: 03)	400	-	-	-
005	Application for Licensing of Premises for Pesticides (Ch. 30: 03)	1,300	1,200	1,200	1,200
006	Application for Shopkeeper licence to sell drugs (Chap 29: 52)	600	150	600	600
		2,300	1,350	1,800	1,800
HS1	PERMANENT SECRETARY MINISTRY OF HOUSING AND THE ENVIRONMENT				
001	Sawmills (Chap 66: 02)	-	500	-	-
002	Wild Animals and Birds (Chap. 67: 01)	9,880	6,000	6,000	6,240
		9,880	6,500	6,000	6,240
JM1	CHIEF MAGISTRATE JUDICIARY - MAGISTRACY				
002	Cinema - (Chap. 20: 10)	-	-	-	-
003	Explosives (Chap 16: 02)	500	750	1,500	750
004	Sale of Old Metal and Marine Stores (Chap. 84: 07)	-	-	400	-
005	Hucksters and Pedlars (Chap. 84: 09)	440	1,000	500	500
006	Precious Metals and Stones (Chap. 84: 06)	2,200	2,200	3,000	2,500
007	Produce - Sale of (Chap. 63: 52)	-	-	-	-
	Other				
	Carried Forward	8,705,820	8,964,100	7,467,500	8,968,590

Head 03 - TAXES ON GOODS AND SERVICES

Sub-Head / Receiver / Item / Sub-Item		2010 Actual	2011 Estimates	2011 Revised Estimates	2012 Estimates
		\$	\$	\$	\$
06	Other - Brought Forward	8,705,820	8,964,100	7,467,500	8,968,590
008	Theatres and Dance Halls (Chap. 21:03)	425	1,000	500	1,000
009	Tourist Guides (Chap. 11:02)	220	240	600	240
010	Commissioners of Affidavits (Chap 6:52)	100	100	100	100
		-----	-----	-----	-----
		3,885	5,290	6,600	5,090
JS1	REGISTRAR JUDICIARY - SUPREME COURT				
001	Bailiffs - (Ch. 4:61 - Act No. 58 of 2000)	-	500	-	-
NS2	CHIEF IMMIGRATION OFFICER MINISTRY OF NATIONAL SECURITY				
001	Departure Tax - Ports other than Airports (Ch. 77:01)	3,975	5,000	7,500	5,000
NS3	COMMISSIONER OF POLICE TRINIDAD AND TOBAGO POLICE SERVICE				
001	Firearms and Ammunition (Chap. 16:01)	53,210	53,500	53,500	45,000
PU1	PERMANENT SECRETARY MINISTRY OF PUBLIC UTILITIES				
007	Housing Electricians (Chap 54:71)	3,750	5,000	5,000	5,000
TP3	DIRECTOR MARITIME SERVICES MINISTRY OF TRANSPORT				
001	Certificates of Competence (Ch. 50:08)	-	-	-	-
003	Motor Launches (Ch. 50:08)	6,500	6,000	6,500	6,500
005	Registration of Ships (Ch. 50:10)	-	-	-	-
008	Boatmasters and Boat Engineers Licences (Ch. 50:10)	-	-	500	500
		-----	-----	-----	-----
		6,500	6,000	7,000	7,000
	Sub-Head Total	8,774,000	9,035,440	7,541,700	9,031,930

Head 03 - TAXES ON GOODS AND SERVICES

Sub-Head / Receiver / Item / Sub-Item		2010 Actual	2011 Estimates	2011 Revised Estimates	2012 Estimates
07	<u>Value Added Tax (Ch. 75:06 - Act No. 37 of 1989)</u>	\$	\$	\$	\$
FN2	CHAIRMAN BOARD OF INLAND REVENUE MINISTRY OF FINANCE				
001	Value Added Tax (Ch. 75:06 - Act No. 37 of 1989)	33,434,865	38,000,000	30,000,000	40,000,000
	Sub-Head Total	33,434,865	38,000,000	30,000,000	40,000,000
08	<u>Alcohol and Tobacco Taxes (Ch. 77:01)</u>				
FN3	COMPTROLLER OF CUSTOMS AND EXCISE MINISTRY OF FINANCE				
001	Alcohol and Other Beverages Tax (Chap 77:01)	-	-	-	-
002	Tobacco Tax (Ch. 77:01)	2,067	3,000	1,600	5,000
	Sub-Head Total	2,067	3,000	1,600	5,000

Head 04 - TAXES ON INTERNATIONAL TRADE

Sub-Head / Receiver / Item / Sub-Item		2010 Actual	2011 Estimates	2011 Revised Estimates	2012 Estimates
01	Import Duties	\$ 2,308,661	\$ 3,026,000	\$ 2,264,500	\$ 2,510,500
02	Other	-	-	-	-
Total		2,308,661	3,026,000	2,264,500	2,510,500

Estimates 2012	2,510,500
Revised Estimates 2011	2,264,500
Increase	<u>246,000</u>

Sub-Head / Receiver / Item / Sub-Item		2010 Actual	2011 Estimates	2011 Revised Estimates	2012 Estimates
01	Import Duties	\$	\$	\$	\$
FN3	COMPTROLLER OF CUSTOMS AND EXCISE MINISTRY OF FINANCE				
001	Import Duties (Chap. 78:01)	2,300,136	3,000,000	2,250,000	2,500,000
002	Stamp Duty on Bills of Entry	-	-	-	-
004	Special Tax -Household Effects (Ch. 77:01)	8,525	25,000	14,000	10,000
005	Import Surcharge (Ch. 77:01)	-	1,000	500	500
Sub-Head Total		2,308,661	3,026,000	2,264,500	2,510,500

Head 05 - OTHER TAXES

Sub-Head / Receiver / Item / Sub-Item		2010 Actual	2011 Estimates	2011 Revised Estimates	2012 Estimates
		\$	\$	\$	\$
FN2	CHAIRMAN BOARD OF INLAND REVENUE MINISTRY OF FINANCE				
01	Stamp Duties (Chap. 76:01)	3,375,348	4,500,000	3,200,000	4,500,000
Total		3,375,348	4,500,000	3,200,000	4,500,000

Estimates 2012	4,500,000
Revised Estimates 2011	3,200,000
Increase	<u>1,300,000</u>

Head 06 - PROPERTY INCOME

Sub-Head / Receiver / Item / Sub-Item		2010 Actual	2011 Estimates	2011 Revised Estimates	2012 Estimates
01	Rental Income	\$ 255,854	\$ 415,000	\$ 211,000	\$ 249,000
02	Interest Income	25,000	25,000	25,000	25,000
Total		280,854	440,000	236,000	274,000

Estimates 2012	274,000
Revised Estimates 2011	236,000
Increase	38,000

Sub-Head / Receiver / Item / Sub-Item		2010 Actual	2011 Estimates	2011 Revised Estimates	2012 Estimates
01	Rental Income	\$	\$	\$	\$
FP2	COMMISSIONER OF STATE LANDS MINISTRY OF FOOD PRODUCTION, LAND AND MARINE AFFAIRS				
001	Ground Rents (excluding Quarries, Sand and Gravel Pits (Chapter 57:01))	4,000	20,000	3,000	4,000
002	Wayleave for Oil pipes along roads	-	-	-	-
005	Rents of Housing Lots - Trinidad & Tobago Housing Development Corporation (formerly N. H. A.)	22,000	25,000	15,000	15,000
		26,000	45,000	18,000	19,000
H51	PERMANENT SECRETARY MINISTRY OF HOUSING AND THE ENVIRONMENT				
001	Lease Payments / Rents of Government Buildings	138,000	138,000	120,000	120,000
SP1	PERMANENT SECRETARY MINISTRY OF SPORT				
012	Proceeds from Dwight Yorke Stadium -Bacolet	91,854	230,000	73,000	100,000
TP3	DIRECTOR MARITIME SERVICES MINISTRY OF TRANSPORT				
001	Rental of Vessels - Maritime Services	-	2,000	-	10,000
Sub-Head Total		255,854	415,000	211,000	249,000

Head 06 - PROPERTY INCOME

Sub-Head / Receiver / Item / Sub-Item		2010 Actual	2011 Estimates	2011 Revised Estimates	2012 Estimates
02	Interest Income	\$	\$	\$	\$
FNI	COMPTROLLER OF ACCOUNTS MINISTRY OF FINANCE				
003 17	Interest on Loans and Advances Interest on Loans to Public Servants	25,000	25,000	25,000	25,000
	Sub-Head Total	25,000	25,000	25,000	25,000

Head 07 - OTHER NON-TAX REVENUE

Sub-Head / Receiver / Item / Sub-Item		2010 Actual	2011 Estimates	2011 Revised Estimates	2012 Estimates
		\$	\$	\$	\$
01	Administrative Fees and Charges	3,870,967	3,080,100	3,494,600	3,336,000
02	Fines and Forfeitures	2,297,408	1,809,500	2,190,000	2,210,000
04	Non-Industrial Sales	30,020	35,350	25,510	36,200
06	Other (Miscellaneous)	42,625	43,100	72,380	56,900
Total		6,241,020	4,968,050	5,782,490	5,639,100

Estimates 2012	5,639,100
Revised Estimates 2011	5,782,490
Decrease	143,390

Sub-Head / Receiver / Item / Sub-Item		2010 Actual	2011 Estimates	2011 Revised Estimates	2012 Estimates
		\$	\$	\$	\$
01	Administrative Fees and Charges				
CD1	PERMANENT SECRETARY MINISTRY OF COMMUNITY DEVELOPMENT				
001	Adult Classes	-	50	-	-
EB1	CHIEF ELECTION OFFICER ELECTIONS AND BOUNDARIES COMMISSION				
001	Fees for the replacement of Identification Cards (Chap 2:01)	16,790	14,500	14,500	14,500
ED1	PERMANENT SECRETARY MINISTRY OF EDUCATION				
004	External Examination - Local Fees for Candidates	2,993	4,000	9,900	10,000
006	Polytechnic Registration	-	-	-	-
012	Registration of Teachers	1,005	1,000	1,000	1,000
013	Examination Fees not elsewhere classified	3,515	3,700	3,500	3,700
014	Sale of Dictionary of Occupational Titles	-	-	-	-
015	Fees - Certified Examinations Statements and Transcripts	4,890	4,000	3,800	4,000
	Administrative Fees and Charges Carried Forward	29,193	27,250	32,700	33,200

Head 07 - OTHER NON-TAX REVENUE

Sub-Head / Receiver / Item / Sub-Item		2010 Actual	2011 Estimates	2011 Revised Estimates	2012 Estimates
01	Administrative Fees and Charges - Brought Forward	\$ 29,193	\$ 27,250	\$ 32,700	\$ 33,200
016	Textbook Rental Programme - Fees	-	-	-	-
FN2	CHAIRMAN BOARD OF INLAND REVENUE MINISTRY OF FINANCE	12,403	12,700	18,200	18,700
002	Warden's Search Fees	3,285	3,800	3,400	3,800
FN3	COMPTROLLER OF CUSTOMS AND EXCISE MINISTRY OF FINANCE				
001	Comptroller of Customs and Excise (Ch. 78:01)	22,826	22,000	24,700	25,000
002	Processing of Bills of Sight (Ch. 78:01)	1,900	4,000	2,500	3,000
003	Container Processing Fees (Ch. 78:01)	21,900	28,000	21,700	25,000
FN4	SUPERVISOR OF INSURANCE MINISTRY OF FINANCE	46,626	54,000	48,900	53,000
002	Registration Fees - Insurance Act, 1980	10,800	-	700	-
FP1	PERMANENT SECRETARY MINISTRY OF FOOD PRODUCTION, LAND AND MARINE AFFAIRS				
002	Veterinary Officers' Fees (Ch. 67:04)	95	300	300	300
005	Import Permits (Ch. 67:02)	-	-	-	-
HE1	PERMANENT SECRETARY MINISTRY OF HEALTH	95	300	300	300
002	Hospital - Miscellaneous	-	200	200	200
003	Chemist (Chap. 30:01)(Chap. 30:03)	1,165	600	300	300
004	Pathology	-	-	-	-
005	Hospital - X-ray Electrical Treatment and Physiotherapy	-	-	-	-
006	Hospital - Maintenance of Patients and Operation Fees	-	-	-	-
JM1	CHIEF MAGISTRATE JUDICIARY - MAGISTRACY	1,165	800	500	500
001	District and Petty Civil Courts (Chap 4:21)	7,363	-	300	300
	Administrative Fees and Charges Carried Forward	98,527	86,150	86,800	91,100

Head 07 - OTHER NON-TAX REVENUE

Sub-Head / Receiver / Item / Sub-Item		2010 Actual	2011 Estimates	2011 Revised Estimates	2012 Estimates
		\$	\$	\$	\$
01	Administrative Fees and Charges - Brought Forward	98,527	86,150	86,800	91,100
002	Magistrates' Courts (Chap 4:20)	6,301	5,400	5,300	5,400
003	Liquor Licences - Application Fees (Chap 84:10)	1,670	1,600	1,700	1,800
004	Magistrates' Notes of Evidence (Chap 4:20)	5,343	4,600	6,500	6,500
		20,677	11,600	13,800	14,000
JS1	REGISTRAR JUDICIARY - SUPREME COURT				
001	Registrar, Supreme Court (Chap 4:01)	54,389	50,000	51,600	54,500
004	Marshal (Chap 4:01)	1,667	1,500	1,500	1,600
		56,056	51,500	53,100	56,100
LA1	REGISTRAR GENERAL MINISTRY OF LEGAL AFFAIRS				
001	Registrar General (Chap 19:03)	706,212	600,000	850,000	900,000
002	Application for Marriage Officers' Licence (Chap 45:01)	200	150	200	200
003	Marriage Officers' Licence Fee (Chap 45:01)	-	-	200	200
004	Renewal of Marriage Officers' Licence (Chap 45:01)	300	300	100	300
		706,712	600,450	850,500	900,700
LG1	PERMANENT SECRETARY MINISTRY OF LOCAL GOVERNMENT				
001	Miscellaneous	10	-	-	-
NS1	PERMANENT SECRETARY MINISTRY OF NATIONAL SECURITY				
004	Work Permits Duration Fees (Chap 18:01)	-	-	-	-
NS2	CHIEF IMMIGRATION OFFICER MINISTRY OF NATIONAL SECURITY				
001	Passport and Permit Fees (Chap 18:01)	2,316,500	1,750,000	1,750,000	1,500,000
002	Immigration - Boarding and Clearing Fees (Chap 18:01)	24,425	25,000	23,000	25,000
005	Restoration of Citizenship - Application Fees (Chap 1:50)	600	300	300	300
006	Restoration of Citizenship - Certificate Fees (Chap 1:50)	-	1,000	-	1,000
	Administrative Fees and Charges Carried Forward	3,216,144	2,526,000	2,777,200	2,587,900

Head 07 - OTHER NON-TAX REVENUE

Sub-Head / Receiver / Item / Sub-Item		2010 Actual	2011 Estimates	2011 Revised Estimates	2012 Estimates
		\$	\$	\$	\$
01	Administrative Fees and Charges - Brought Forward	3,216,144	2,526,000	2,777,200	2,587,900
007	Issue of Letters confirming Citizenship or Residence (Chap 18:01)	1,900	1,000	2,500	3,000
		2,343,425	1,777,300	1,775,800	1,529,300
NS3	COMMISSIONER OF POLICE TRINIDAD AND TOBAGO POLICE SERVICE				
001	Clothing and Powder Cart	-	-	-	-
003	Miscellaneous	168,305	100,000	240,100	245,000
004	Fees for lodgement of firearms (Ch. 16:01)	-	-	-	-
		168,305	100,000	240,100	245,000
NS4	CHIEF FIRE OFFICER MINISTRY OF NATIONAL SECURITY				
001	Special Services (Ch. 35:50)	27,730	28,000	27,400	28,000
002	Examination Fees (Ch. 35:50)	-	100	-	-
		27,730	28,100	27,400	28,000
PUI	PERMANENT SECRETARY MINISTRY OF PUBLIC UTILITIES				
004	Government Electrical Inspectors' Fees (Ch. 54:72)	443,098	410,000	429,000	450,000
SC1	DIRECTOR OF PERSONNEL ADMINISTRATION SERVICE COMMISSIONS DEPARTMENT				
001	Civil Service Entrance Examination Fees (Ch. 23:01)	7,350	2,000	8,800	9,000
TP2	TRANSPORT COMMISSIONER MINISTRY OF TRANSPORT				
001	Weighbridge Fees (Ch. 48:50)	6,440	10,000	6,500	10,000
002	Miscellaneous	-	-	-	-
003	Registration Fee for Testing Station (Ch. 48:50)	-	-	-	-
004	Renewal Fee for Testing Station (Ch. 48:50)	-	3,000	3,000	3,000
005	Examiner Certificate Fee (Ch. 48:50)	-	-	-	-
006	Renewal of Examiner Certificate Fee (Ch. 48:50)	-	-	-	-
		6,440	13,000	9,500	13,000
TR1	PERMANENT SECRETARY MINISTRY OF TRADE AND INDUSTRY				
001	Inspectors of Weights and Measures	-	-	100	100
	Administrative Fees and Charges Carried Forward	3,870,967	3,080,100	3,494,600	3,336,000

Head 07 - OTHER NON-TAX REVENUE

Sub-Head / Receiver / Item / Sub-Item		2010 Actual	2011 Estimates	2011 Revised Estimates	2012 Estimates
01	Administrative Fees and Charges - Brought Forward	\$ 3,870,967	\$ 3,080,100	\$ 3,494,600	\$ 3,336,000
W11	PERMANENT SECRETARY MINISTRY OF WORKS AND INFRASTRUCTURE				
002	Advertising Fees - Highways Beautification Unit	-	-	-	-
	Sub-Head Total	3,870,967	3,080,100	3,494,600	3,336,000
02	Fines and Forfeitures				
AM1	PERMANENT SECRETARY MINISTRY OF ARTS AND MULTICULTURALISM				
001	Penalties and Fines National Library & Information Services (NALIS) Formerly Central Library	2,847	3,500	-	-
FN3	COMPTROLLER OF CUSTOMS AND EXCISE MINISTRY OF FINANCE				
001	Fines and Seizures (Ch. 78:50)(Ch. 78:01)	6,000	20,000	1,000	7,000
JM1	CHIEF MAGISTRATE JUDICIARY - MAGISTRACY				
001	Magistrates' Courts (Chap 4:20)	1,000,095	1,000,000	1,000,000	1,000,000
002	Petty Civil Courts (Chap 4:21)	-	-	-	-
003	Poundage Fees (Chap 67:03)	955	2,000	2,000	2,000
004	Miscellaneous	-	-	-	-
005	Motor Vehicle and Road Traffic (Fixed Penalty) (Amendment) Regulation, 1984 (Ticket System) (Chap 48:52)	1,062,230	630,000	835,300	850,000
		2,063,280	1,632,000	1,837,300	1,852,000
JS1	REGISTRAR JUDICIARY - SUPREME COURT				
002	Poundage Fees (Chap. 4:01)	2,481	-	3,700	-
NS2	CHIEF IMMIGRATION OFFICER MINISTRY OF NATIONAL SECURITY				
001	Fines (Chap 18:01)	-	2,000	-	2,000
	Fines and Forfeitures Carried Forward	2,074,608	1,657,500	1,842,000	1,861,000

Head 07 - OTHER NON-TAX REVENUE

Sub-Head / Receiver / Item / Sub-Item		2010 Actual	2011 Estimates	2011 Revised Estimates	2012 Estimates
		\$	\$	\$	\$
02	Fines and Forfeitures - Brought Forward	2,074,608	1,657,500	1,842,000	1,861,000
TP2	TRANSPORT COMMISSIONER MINISTRY OF TRANSPORT				
001	Fines - Late Registration of Transfer (Used Motor Vehicles) (Ch. 48:50)	14,600	12,000	23,000	24,000
002	Penalty-Late Renewal of Driving Permits (Ch. 48:50)	208,200	140,000	325,000	325,000
		222,800	152,000	348,000	349,000
	Sub-Head Total	2,297,408	1,809,500	2,190,000	2,210,000
04	Non-Industrial Sales				
EB1	CHIEF ELECTION OFFICER ELECTIONS AND BOUNDARIES COMMISSION				
001	Electoral - Sale of Lists (Chap 2:01)	950	950	400	900
002	Electoral - Sale of I. D. Cards and Loss of Original	170	-	160	-
003	Electoral - Sale of Maps (Chap 2:01)	250	500	200	250
004	Electoral - Sale of Reports (Chap 2:01)	1,800	900	200	500
		3,170	2,350	960	1,650
FN3	COMPTROLLER OF CUSTOMS AND EXCISE MINISTRY OF FINANCE				
001	Sale of Spirits Stock Books (Chap. 84:10)	400	400	400	400
002	Sale of Certificate Books (Spirit Removal) (Chap. 84:10)	9,000	10,000	9,000	9,000
		9,400	10,400	9,400	9,400
FP1	PERMANENT SECRETARY MINISTRY OF FOOD PRODUCTION, LAND AND MARINE AFFAIRS				
012	Chaguaramas Agricultural Development Project	-	450	-	-
016	Sale of Drugs	150	150	150	150
		150	600	150	150
PUT	PERMANENT SECRETARY MINISTRY OF PUBLIC UTILITIES				
001	Printing and Stationery	10,000	10,000	13,000	13,000
	Non-Industrial Sales Carried Forward	22,720	23,350	23,510	24,200

Head 07 - OTHER NON-TAX REVENUE

Sub-Head / Receiver / Item / Sub-Item		2010 Actual	2011 Estimates	2011 Revised Estimates	2012 Estimates
04	Non-Industrial Sales - Brought Forward	\$ 22,720	\$ 23,350	\$ 23,510	\$ 24,200
TP2	TRANSPORT COMMISSIONER MINISTRY OF TRANSPORT				
002	Sale of Inspection Stickers (Ch. 48:50)	7,300	12,000	2,000	12,000
	Sub-Head Total	30,020	35,350	25,510	36,200
06	Other (Miscellaneous)				
FNI	COMPTROLLER OF ACCOUNTS MINISTRY OF FINANCE				
002	Recoveries of Overpayments relating to previous years (Chap 69:01)	10,500	10,500	40,700	25,000
005	Life Insurance Companies Salary Deduction Plan	4,300	4,000	4,300	4,300
008	Telephone, Telegram and Cablegram Charges	25	100	-	100
010	Sundry	400	400	1,050	400
		15,225	15,000	46,050	29,800
JM1	CHIEF MAGISTRATE JUDICIARY - MAGISTRACY				
001	Costs Recovered	-	-	-	-
TP3	DIRECTOR MARITIME SERVICES MINISTRY OF TRANSPORT				
001	Overtime to Maritime Services Division	800	1,500	430	1,000
002	Navigational Aids Dues (formerly Operation and Maintenance of Navigational Aids) (Chap. 50:10)	25,500	25,500	25,000	25,000
003	Surveys and Examinations (Chap. 50:08)	1,100	1,100	900	1,100
		27,400	28,100	26,330	27,100
	Sub-Head Total	42,625	43,100	72,380	56,900

APPENDIX –RECEIVERS OF REVENUE AND CODES

RECEIVERS OF REVENUE AND CODES

		HEAD/SUB HEAD/ITEM
AG1	ASSISTANT AUDITOR GENERAL AUDITOR GENERAL DEPARTMENT	07/06(001-010)
AM1	PERMANENT SECRETARY MINISTRY OF THE ARTS AND MULTICULTURALISM	07/01(001) 07/02(001) 07/04(001)
AT4	CHIEF STATE SOLICITOR MINISTRY OF THE ATTORNEY GENERAL	07/01(001-004) 07/06(001)
AT5	PERMANENT SECRETARY MINISTRY OF THE ATTORNEY GENERAL	07/06(001)
CD1	PERMANENT SECRETARY MINISTRY OF COMMUNITY DEVELOPMENT	06/01(001) 07/01(001) 07/04(001) 07/06(002)
EB1	CHIEF ELECTION OFFICER ELECTIONS AND BOUNDARIES COMMISSION	07/01(001) 07/04(001-004)
ED1	PERMANENT SECRETARY MINISTRY OF EDUCATION	06/01(001) 07/01(001-016) 07/06(001)
EN1	PERMANENT SECRETARY MINISTRY OF ENERGY AND ENERGY AFFAIRS	03/06(001-017) 06/03(001-003) 06/06(001) 07/01(001-018) 07/04(001) 07/06(001-003)

Receivers of Revenue should note that items shown give the range of items under their jurisdiction. Reference should be made to the details under the Heads of Revenue for their specific item/s.

RECEIVERS OF REVENUE AND CODES

		HEAD/SUB HEAD/ITEM
FA1	PERMANENT SECRETARY MINISTRY OF FOREIGN AFFAIRS AND COMMUNICATIONS	07/01(002-005) 07/06(001)
FN1	COMPTROLLER OF ACCOUNTS MINISTRY OF FINANCE	06/02(001-004) 06/04(001) 06/05(001) 07/01(001) 07/02(001) 07/03(001-009) 07/04(001-002) 07/06(001-025) 08/03(002-027) 08/04(013-015) 08/06(006-015) 08/07(001) 09/02(001) 09/07(001) 09/09(001) 09/10(001-003) 09/11(001) 09/12(001) 10/01-02
FN2	CHAIRMAN BOARD OF INLAND REVENUE MINISTRY OF FINANCE	01/01-09 02/03(001) 03/05(001-003) 03/06(001-021) 03/07(001) 05/01 07/01(001-003) 09/10(002)
FN3	COMPTROLLER OF CUSTOMS AND EXCISE MINISTRY OF FINANCE	03/01(001) 03/02(001-007) 03/04(001-038) 03/05(001) 03/06(003-004) 03/08(001-002) 04/01(001-005) 04/02(001-003) 07/01(001-004) 07/02(001) 07/04(001-004) 07/06(001)

Receivers of Revenue should note that items shown give the range of items under their jurisdiction. Reference should be made to the details under the Heads of Revenue for their specific item/s.

RECEIVERS OF REVENUE AND CODES

		HEAD/SUB HEAD/ITEM
FN4	SUPERVISOR OF INSURANCE MINISTRY OF FINANCE	07/01(002)
FN5	PERMANENT SECRETARY MINISTRY OF FINANCE (INVESTMENT DIVISION)	06/04(002) 06/05(001) 07/06(002)
FN6	PERMANENT SECRETARY MINISTRY OF FINANCE	07/02(001)
FP1	PERMANENT SECRETARY MINISTRY OF FOOD PRODUCTION, LAND AND MARINE AFFAIRS	03/06(001) 07/01(001-008) 07/04(001-021)
FP2	COMMISSIONER STATE LANDS MINISTRY OF FOOD PRODUCTION, LAND AND MARINE AFFAIRS	06/01(001-006) 06/06(001-004) 07/01(001-007) 09/02(001)
FP3	DIRECTOR OF SURVEYS MINISTRY OF FOOD PRODUCTION, LAND AND MARINE AFFAIRS	07/04(001-004)
GY1	PERMANENT SECRETARY MINISTRY OF GENDER, YOUTH AND CHILD DEVELOPMENT	06/01(001-003) 07/04(001-002)
HE1	PERMANENT SECRETARY MINISTRY OF HEALTH	03/06(002-006) 07/01(002-009) 07/04(003)
HS1	PERMANENT SECRETARY MINISTRY OF HOUSING AND THE ENVIRONMENT	03/06(001-006) 06/01(001-003) 06/06(003-005) 07/01(001-002) 07/04(001-003) 07/06(001) 08/03(003) 09/02(001-003)

Receivers of Revenue should note that items shown give the range of items under their jurisdiction. Reference should be made to the details under the Heads of Revenue for their specific item/s.

RECEIVERS OF REVENUE AND CODES

		HEAD/SUB HEAD/ITEM
IC1	REGISTRAR INDUSTRIAL COURT	07/02(001) 07/04(001)
JM1	CHIEF MAGISTRATE JUDICIARY - MAGISTRACY	03/04(001-002) 03/06(001-010) 07/01(001-004) 07/02(001-005) 07/06(001)
JS1	REGISTRAR JUDICIARY - SUPREME COURT	03/06(001) 07/01(001-004) 07/02(001-002) 07/04(001)
LA1	REGISTRAR GENERAL MINISTRY OF LEGAL AFFAIRS	07/01(001-004)
LA2	CONTROLLER, INTELLECTUAL PROPERTY OFFICE MINISTRY OF LEGAL AFFAIRS	07/01(001)
LA3	PERMANENT SECRETARY MINISTRY OF LEGAL AFFAIRS	07/04(001)
LE1	PERMANENT SECRETARY MINISTRY OF LABOUR AND SMALL AND MICRO ENTERPRISE DEVELOPMENT	07/01(001-003)
LG1	PERMANENT SECRETARY MINISTRY OF LOCAL GOVERNMENT	07/01(001)
NS1	PERMANENT SECRETARY MINISTRY OF NATIONAL SECURITY	07/01(001-008) 07/04(001)

Receivers of Revenue should note that items shown give the range of items under their jurisdiction. Reference should be made to the details under the Heads of Revenue for their specific item/s.

RECEIVERS OF REVENUE AND CODES

		HEAD/SUB HEAD/ITEM
NS2	CHIEF IMMIGRATION OFFICER MINISTRY OF NATIONAL SECURITY	03/06(001) 07/01(001-007) 07/02(001) 07/06(001)
NS3	COMMISSIONER OF POLICE TRINIDAD AND TOBAGO POLICE SERVICE	03/06(001) 07/01(001-004)
NS4	CHIEF FIRE OFFICER MINISTRY OF NATIONAL SECURITY	07/01(001-002) 07/02(001)
NS5	COMMISSIONER OF PRISONS MINISTRY OF NATIONAL SECURITY	07/02(001)
PA1	PERMANENT SECRETARY MINISTRY OF PUBLIC ADMINISTRATION	07/01(001) 07/06(001)
PL1	PERMANENT SECRETARY MINISTRY OF PLANNING AND THE ECONOMY	07/04(002)
PL2	DIRECTOR OF STATISTICS MINISTRY OF PLANNING AND THE ECONOMY	07/01(001-002)
PM1	PERMANENT SECRETARY OFFICE OF THE PRIME MINISTER	07/01(003) 07/06(001)
PU1	PERMANENT SECRETARY MINISTRY OF PUBLIC UTILITIES	03/06(007) 07/01(003-005) 07/04(001) 07/06(001-002)
RO1	REVENUE OFFICER V ST GEORGE WEST MINISTRY OF FINANCE	02/01(001)

Receivers of Revenue should note that items shown give the range of items under their jurisdiction. Reference should be made to the details under the Heads of Revenue for their specific item/s.

RECEIVERS OF REVENUE AND CODES

		HEAD/SUB HEAD/ITEM
R02	REVENUE OFFICER IV ST GEORGE EAST MINISTRY OF FINANCE	02/01(001)
R03	REVENUE OFFICER IV CARONI / CHAGUANAS MINISTRY OF FINANCE	02/01(001)
R04	REVENUE OFFICER IV ST ANDREW/ ST DAVID MINISTRY OF FINANCE	02/01(001)
R05	REVENUE OFFICER IV ST PATRICK MINISTRY OF FINANCE	02/01(001)
R06	REVENUE OFFICER IV NARIVA / MAYARO MINISTRY OF FINANCE	02/01(001)
R07	REVENUE OFFICER IV VICTORIA MINISTRY OF FINANCE	02/01(001)
R08	REVENUE OFFICER IV TOBAGO	02/01(001)
SC1	DIRECTOR OF PERSONNEL ADMINISTRATION SERVICE COMMISSIONS DEPARTMENT	07/01(001-003)
SP1	PERMANENT SECRETARY MINISTRY OF SPORT	06/01(001-012) 07/01(001)
ST1	PERMANENT SECRETARY MINISTRY OF SCIENCE, TECHNOLOGY AND TERTIARY EDUCATION	06/01(001) 07/04(001)
TA1	REGISTRAR TAX APPEAL BOARD	07/01(001) 07/04(001)
TP2	TRANSPORT COMMISSIONER MINISTRY OF TRANSPORT	03/05(001-036) 07/01(001-006) 07/02(001-002) 07/04(001-002)

Receivers of Revenue should note that items shown give the range of items under their jurisdiction. Reference should be made to the details under the Heads of Revenue for their specific item/s.

RECEIVERS OF REVENUE AND CODES

		HEAD/SUB HEAD/ITEM
TP3	DIRECTOR MARITIME SERVICES MINISTRY OF TRANSPORT	03/06(001-008) 06/01(001) 07/01(001) 07/02(001) 07/04(001-002) 07/06(001-004)
TR1	PERMANENT SECRETARY MINISTRY OF TRADE AND INDUSTRY	03/03(001-003) 03/06(001-002) 06/01(001) 07/01(001-002)
W11	PERMANENT SECRETARY MINISTRY OF WORKS AND INFRASTRUCTURE	07/01(002) 07/06(001)

Receivers of Revenue should note that items shown give the range of items under their jurisdiction. Reference should be made to the details under the Heads of Revenue for their specific item/s.